

AICPA Group Variable Universal Life for Members



PROSPECTUS – MAY 1, 2024

GROUP VARIABLE UNIVERSAL LIFE INSURANCE

The Prudential Variable Contract Account GI-2
The Prudential Insurance Company of America

AICPA Group Variable Universal Life Prospectus
(For Certificates effective on or after 1/1/2009 and before 1/1/2020)

Prospectuses for the Variable Investment Options:

- ◆ DWS
 - ◆ Lazard
 - ◆ Neuberger Berman
 - ◆ Prudential
 - ◆ T. Rowe Price
-

To receive this prospectus electronically,
go to www.prudential.com/gulgvul
or scan the code below.



Scan the QR code
using your mobile
device or QR App

**Stop getting this
booklet in the mail.**

**Sign-up for paperless
delivery today.**



**GROUP VARIABLE UNIVERSAL LIFE INSURANCE
The Prudential Variable Contract Account GI-2
The Prudential Insurance Company of America**

Supplement dated June 21, 2024,

to the AICPA Group Contract Prospectus

**(For Certificates effective on or after 01/01/2009 and before 1/1/2020)
dated May 1, 2024 for Group Variable Universal Life Insurance Contracts**

This supplement should be read and retained with the current prospectus for your group variable universal life insurance Contract. This supplement is intended to update certain information in the prospectus for your group variable universal life insurance Contract. If you would like another copy of the current prospectus, please contact us at (800) 562-9874.

On July 1, 2024, the PSF PGIM High Yield Bond Portfolio (“the Fund”) will restate its expenses. The row for the Fund in **APPENDIX A: Funds Available Under the Contract** will be deleted and replaced with the following:

Type	Fund - Investment Manager(s) / Subadviser(s)	Current Expense	Average Annual Total Returns As Of 12/31/2023		
			1 year	5 year	10 year
Fixed Income	PSF PGIM High Yield Bond Portfolio (Class I) - PGIM Investments LLC / PGIM Fixed Income; PGIM Limited	0.57%^	11.82%	5.94%	5.17%

^The Fund’s annual current expense reflects temporary fee reductions.

PLEASE RETAIN THIS SUPPLEMENT WITH YOUR PROSPECTUS

AICPA Group Variable Universal Life for Members

A FLEXIBLE PREMIUM GROUP VARIABLE UNIVERSAL LIFE CONTRACT ISSUED BY:

THE PRUDENTIAL INSURANCE COMPANY OF AMERICA

PRUDENTIAL VARIABLE CONTRACT ACCOUNT GI-2

751 BROAD STREET

NEWARK, NEW JERSEY 07102

TELEPHONE: (800) 562-9874

The AICPA Group Variable Universal Life for Members Certificate is offered under Contract Series 89759, subject to state availability. A state and/or other code may follow the form number. Your Contract's form number is located in the lower left-hand corner of each page of your Certificate.

This prospectus describes a flexible premium variable universal life insurance contract, the Group Variable Universal Life Contract offered by The Prudential Insurance Company of America, a stock life insurance company, to the Eligible Group Members of the AICPA and/or a State Society of CPAs. This prospectus does not take into account the investment objectives or financial situation of any client or prospective clients. The information is not intended as investment advice and is not a recommendation about managing or investing finances in a variable insurance product. Clients seeking information regarding their particular investment needs should contact a financial professional.

Please read this prospectus before purchasing a Group Variable Universal Life Certificate and keep it for future reference. Capitalized terms used in this prospectus are defined where first used or in the **GLOSSARY: Definitions Of Special Terms Used In This Prospectus**.

You (the "Participant") may choose to invest your Certificate's contributions and its earnings in one or more of 13 Variable Investment Options of the Prudential Variable Contract Account GI-2 (the "Account"). The Account offers a wide variety of Variable Investment Options from the firms listed below. A complete list of the available Funds can be found in **APPENDIX A**.

AB Variable Product Series Fund, Inc.

Lazard Retirement Series, Inc.

Prudential Series Fund

Deutsche DWS Variable Series II

**Neuberger Berman Advisers Management
Trust**

T. Rowe Price Equity Series, Inc.

You may also choose to invest your Certificate's contributions and its earnings in the Fixed Account, which pays a guaranteed interest rate.

If you are a new investor in the Certificate, you may cancel your Certificate within 30 days of receiving it without paying fees or penalties. In some states this cancellation period may be longer. You should review this prospectus and the prospectus supplement, or consult with your investment professional, for additional information about the specific cancellation terms that apply.

In compliance with US law, Prudential delivers this prospectus to Participants that currently reside outside of the United States. In addition, we may not market or offer benefits, features or enhancements to prospective or current Participants while outside of the United States.

Additional information about certain investment products, including variable life insurance, has been prepared by the Securities and Exchange Commission's ("SEC") staff and is available at www.Investor.gov.

Neither the SEC nor any state securities commission has approved or disapproved of these securities or determined that the Group Contract is a good investment, nor has the SEC determined that this prospectus is complete or accurate. It is a criminal offense to state otherwise.

A Group Variable Universal Life Insurance contract is issued by Prudential to a trust, or the group that sponsors the Group Variable Universal Life Insurance program. Investment in a variable life insurance contract is subject to risk, including the possible loss of your money. An investment in Group Variable Universal Life is not a bank deposit and is not insured by the Federal Deposit Insurance Corporation ("FDIC") or any other governmental agency.

TABLE OF CONTENTS

	Page
KEY INFORMATION	1
OVERVIEW OF THE CONTRACT	3
FEE TABLE	5
SUMMARY OF PRINCIPAL RISKS OF INVESTING IN THE CERTIFICATE	7
GENERAL DESCRIPTIONS OF THE PRUDENTIAL INSURANCE COMPANY OF AMERICA, THE REGISTRANT, AND THE FUNDS	9
The Prudential Insurance Company of America	9
The Prudential Variable Contract Account GI-2	9
The Funds	9
Service Fees Payable To Prudential	11
Voting Rights	11
Substitution Of Variable Investment Options	11
The Fixed Account	12
CHARGES AND EXPENSES	12
Charge For Taxes Attributable To Premiums	12
Withdrawal Charge	13
Transfer Charge	13
Quarterly Report Charge	13
Cost Of Insurance	13
Charge For Administrative Expenses	14
Account Charge For Variable Investment Options	14
Additional Insurance Benefits Charges	14
Charge For Other Taxes	15
Fund Charges	15
Commissions Paid To Broker-Dealers	15
PERSONS HAVING RIGHTS UNDER THE CONTRACT	15
Group Contract Holder	15
Certificate Holder	15
Applicant Owner	16
Beneficiary	16
OTHER GENERAL CONTRACT PROVISIONS	16
How Prudential Issues Certificates	16
Effective Date Of Insurance	16
Effective Date Of More Favorable Rate Class	17
Maximum Age	17
Canceling the Certificate ("Free Look")	17
Assignment	17
Premium Refunds	18
Suicide Exclusion	18
Incontestability	18
Misstatement Of Age And/Or Gender	18
Termination Of a Group Contract Holder's Participation	18
Participants Who Are No Longer Eligible Group Members	19
Options Upon Termination Of Coverage	19
DEATH BENEFITS	20

When Death Benefit Proceeds Are Paid	20
Amount Of The Death Benefit	20
Adjustment In The Death Benefit	20
Death Claim Settlement Options	20
Changes In Face Amount Of Insurance	22
ADDITIONAL INSURANCE BENEFITS	24
Accelerated Benefit Option	24
Accidental Death and Dismemberment Benefit	25
Extended Death Protection During Total Disability	25
Child Term Benefit	25
PREMIUMS	26
Routine Premium Payments	26
Additional Premium Payments	26
How You Will Pay Premiums	26
Deducting Premiums By Automatic Debit	26
Effect Of Premium Payments On Tax Status	26
Processing and Valuing Transactions	26
Allocation Of Premiums	27
Changing the Allocation Of Future Premium Payments	27
Transfers/Restrictions On Transfers	27
Dollar Cost Averaging	29
CERTIFICATE VALUES	29
Surrender Of A Certificate	29
Cash Surrender Value	29
Withdrawals	30
Payment Of Cash Surrender Value	30
Loans	30
When Proceeds Are Paid	31
LAPSE AND REINSTATEMENT	31
TAXES	32
Treatment As Life Insurance and Investor Control	32
Pre-Death Distributions	33
Income Tax Withholding	34
Other Tax Considerations	34
Federal Income Tax Status Of Amounts Received Under the Certificate	34
Sales Of Issued Life Insurance Policies To Third Parties	34
Company Taxes	35
DISTRIBUTION AND COMPENSATION	35
LEGAL PROCEEDINGS	36
FINANCIAL STATEMENTS	36
ADDITIONAL INFORMATION	36
GLOSSARY: Definitions Of Special Terms Used In This Prospectus	37
APPENDIX A: Funds Available Under the Contract	A-i
APPENDIX B: State Availability Or Variations Of Certain Features	B-i

TABLE OF CONTENTS OF THE FUND PROSPECTUSES

Deutsche DWS Variable Series II:

DWS Small Mid Cap Value VIP Appendix 1

Lazard Retirement Series, Inc.:

Lazard Retirement Emerging Markets Equity Portfolio Appendix 2

Lazard Retirement International Equity Portfolio Appendix 3

Neuberger Berman Advisors Management Trust

Neuberger Berman AMT Sustainable Equity Portfolio Appendix 4

Prudential Series Fund:

PSF PGIM Government Money Market Portfolio Appendix 5

PSF PGIM High Yield Bond Portfolio Appendix 6

PSF PGIM Jennison Blend Portfolio Appendix 7

PSF PGIM Jennison Value Portfolio Appendix 8

PSF Small-Cap Stock Index Portfolio Appendix 9

PSF Stock Index Portfolio Appendix 10

T. Rowe Price Equity Series, Inc.:

T. Rowe Price All-Cap Opportunities Portfolio Appendix 11

T. Rowe Price Mid-Cap Growth Portfolio Appendix 12

T. Rowe Price Moderate Allocation Portfolio Appendix 13

KEY INFORMATION

Important Information You Should Consider About the Contract.

FEES AND EXPENSES							
Charges For Early Withdrawals	We do not deduct a surrender charge for early withdrawals. For more information on withdrawals, please refer to the Withdrawals subsection of this prospectus.						
Transaction Charges	You may be charged for transactions. Such charges include sales charges on premiums paid under the Certificate, administrative charges (to cover local, state and federal taxes), transfer fees, and withdrawal fees. For more information on transaction charges, please refer to the FEE TABLE and CHARGES AND EXPENSES sections of this prospectus.						
Ongoing Fees And Expenses	<p>In addition to transaction charges, an investment in the Certificate is subject to certain ongoing fees and expenses, including such fees and expenses as those covering the cost of insurance under the Certificate and the cost of optional benefits available under the Certificate. Such fees and expenses are set based on either a fixed rate or the characteristics of the insured (e.g., age, gender, and rating classification). Investors should view the data pages of their Certificate for applicable rates.</p> <p>Participants will also bear expenses associated with the Funds under the Certificate, as shown in the following table:</p> <table border="1" style="margin-left: auto; margin-right: auto;"> <thead> <tr> <th style="text-align: center;">Annual Fee</th> <th style="text-align: center;">Minimum</th> <th style="text-align: center;">Maximum</th> </tr> </thead> <tbody> <tr> <td style="text-align: center;">Investment options (Fund fees and expenses)</td> <td style="text-align: center;">0.29%</td> <td style="text-align: center;">1.42%</td> </tr> </tbody> </table> <p>For more information on ongoing fees and expenses, please refer to the FEE TABLE and CHARGES AND EXPENSES sections of this prospectus, as well as APPENDIX A, which is part of this prospectus.</p>	Annual Fee	Minimum	Maximum	Investment options (Fund fees and expenses)	0.29%	1.42%
Annual Fee	Minimum	Maximum					
Investment options (Fund fees and expenses)	0.29%	1.42%					
RISKS							
Risk Of Loss	You can lose money by investing in the Certificate. For more information please refer to the SUMMARY OF PRINCIPAL RISKS OF INVESTING IN THE CONTRACT section of this prospectus.						
Not a Short-Term Investment	The Certificate is not a short-term investment and is not appropriate for an investor who needs ready access to cash. The Certificate is designed to provide benefits on a long-term basis. Consequently, you should not use the Certificate as a short-term investment or savings vehicle. Because of the long-term nature of the Certificate, you should consider whether purchasing the Certificate is consistent with the purpose for which it is being considered. For more information please refer to the SUMMARY OF PRINCIPAL RISKS OF INVESTING IN THE CONTRACT section of this prospectus.						
Risks Associated With Investment Options	An investment in the Certificate is subject to the risk of poor investment performance and can vary depending on the performance of the Funds available under the Certificate, each of which has its own unique risks. You should review the Funds' prospectuses before making an investment decision. Fund prospectuses are available at https://www.prudential.com/employers/group-insurance/gvul-funds/ or by calling 800-562-9874. For more information on the Funds, please refer to the SUMMARY OF PRINCIPAL RISKS OF INVESTING IN THE CONTRACT section and the The Funds subsection of this prospectus.						
Insurance Company Risks	An investment in the Certificate is subject to the risks related to Prudential. Any obligations (including under the Fixed Rate Account), guarantees, or benefits are subject to the claims-paying ability of Prudential. More information about Prudential, including its financial strength ratings, is available upon request and at www.investor.prudential.com/ratings . For more information please refer to the GENERAL DESCRIPTIONS OF THE PRUDENTIAL INSURANCE COMPANY, THE REGISTRANT, AND THE FUNDS section of this prospectus.						
Contract Lapse	<p>In general, your Certificate will remain in force as long as the balance in your Certificate Fund (less any Certificate Debt and outstanding charges) is enough to pay the monthly charges when due. If the Certificate Fund balance is not enough, Prudential will send you a notice to tell you that your insurance is going to end, how much you must pay to stop it from ending, and when you must pay. This payment must be received by the end of the grace period, or the Certificate will no longer have any value.</p> <p>You may request reinstatement of a lapsed Certificate any time within three years after the end of the grace period upon the completion of certain conditions, including a premium payment that is at least enough, after deduction of any charges that apply, to pay the monthly charges going forward for two months.</p> <p>For more information please refer to the LAPSE AND REINSTATEMENT section of this prospectus.</p>						

RESTRICTIONS

Investments	<p>You may, up to 20 times each Certificate Year, transfer amounts among investment options. We will accept subsequent transfer requests only if they are in a manner acceptable to us.</p> <p>Transfers may generally be made by U.S. regular mail, fax, or electronically.</p> <p>We reserve the right to remove or substitute Funds as investment options.</p> <p>For more information on investment and transfer restrictions, please refer to the Transfers/Restrictions On Transfers subsection of this prospectus.</p>
Optional Benefits	<p>You may be able to obtain extra benefits, which may require additional charges. These optional insurance benefits are described as "additional insurance benefits" to the Certificate and can generally be added at any time, unless noted otherwise.</p> <p>There are limitations of benefits on certain riders for claims due to war or service in the armed forces. We will not pay a benefit on any Accidental Death Benefit type benefit or rider if the death or injury is caused or contributed to by war or act of war, declared or undeclared, including resistance to armed aggression. This restriction includes service in the armed forces of any country at war.</p> <p>Some benefits may depend on the performance of the Certificate Fund. Additional insurance benefits will no longer be available if the Certificate lapses. Some benefits are not available in conjunction with other benefits and other restrictions may apply.</p> <p>Some benefits described in this prospectus may be subject to state variations or may not be available in all states. Please refer to APPENDIX B, which is part of this prospectus, for state availability and a description of all material variations to benefits and features that differ from the description contained in the prospectus.</p> <p>For more information on optional benefits under the Contract, please refer to the ADDITIONAL INSURANCE BENEFITS AVAILABLE UNDER THE CONTRACT section of this prospectus.</p>

TAXES

Tax Implications	<p>You should consult with a tax professional to determine the tax implications of an investment in and payments received from your Certificate under the Group Contract. Withdrawals that exceed basis will be subject to ordinary income tax, and may be subject to additional tax or penalties. For more information on tax implications relating to Certificate investments, please refer to the TAXES section of this prospectus.</p>
-------------------------	---

CONFLICTS OF INTEREST

Investment Professional Compensation	<p>Investment professionals receive compensation for selling the Group Contract and may have a financial incentive to offer or recommend the Contract over another investment. Compensation (commissions, overrides, and any expense reimbursement allowance) is paid to broker-dealers that are registered under the Securities Exchange Act of 1934 and/or entities that are exempt from such registration ("firms"). The individual representative will receive all or a portion of the compensation, depending on the practice of the firm. For more information on investment professional compensation, please refer to the DISTRIBUTION AND COMPENSATION section and the Commissions Paid To Broker-Dealers subsections of this prospectus.</p>
Exchanges	<p>Some investment professionals may have a financial incentive to offer you a policy in place of the one you already own. You should only exchange your policy if you determine after comparing the features, fees, and risks of both policies, that it is preferable to purchase the policy, rather than continue to own your existing policy. For more information on exchanges, please refer to the paragraph titled Replacing Your Life Insurance in the SUMMARY OF PRINCIPAL RISKS OF INVESTING IN THE CONTRACT section of this prospectus.</p>

OVERVIEW OF THE CONTRACT

The following summaries provide a brief overview of the more significant aspects of the Group Contract. We provide more complete and detailed information in the subsequent sections of this prospectus and in the statement of additional information and Certificate.

Brief Description of the Group Variable Universal Life Insurance Contract

This document is a prospectus. It tells you about **Group Variable Universal Life Insurance** (sometimes referred to as "GVUL") contracts offered by The Prudential Insurance Company of America ("Prudential," the "Company," "we," "our," or "us") for insurance programs that are sponsored by groups. We will refer to each person who buys coverage as a "Participant." When we use the terms "you" or "your," we mean a Participant.

A Group Variable Universal Life Insurance contract is an insurance contract issued by Prudential to a trust, or the group that sponsors the Group Variable Universal Life Insurance program. Often the group that sponsors a program is an employer. Other groups such as membership associations may also sponsor programs. Group Variable Universal Life is a variable insurance product that offers life insurance protection together with investment opportunity through Variable Investment Options and the Fixed Account.

A Group Variable Universal Life Insurance policy is a flexible form of life insurance. It has a Death Benefit and a Certificate Fund, the value of which changes every day according to the investment performance of the investment options to which you have allocated your Net Premiums. Although the value of your Certificate Fund will increase if there is favorable investment performance in the Variable Investment Options you select, investment returns in the Variable Investment Options are NOT guaranteed. There is a risk that investment performance will be unfavorable and that the value of your Certificate Fund will decrease. The risk will be different, depending upon which Variable Investment Options you choose. You bear the risk of any decrease. The coverage is designed to be flexible to meet your specific life insurance needs. Within certain limits, this type of coverage will provide you with flexibility in determining the amount and timing of your premium payments.

The Group Contract states the terms of the agreement between Prudential and the sponsoring group. It forms the entire agreement between them. Among other things, the Group Contract defines which members of the group are eligible to buy the Group Variable Universal Life Insurance. The Group Contract also says whether or not Eligible Group Members may also buy coverage for their qualified dependents.

We will give a Certificate to each Eligible Group Member or Applicant Owner who buys coverage under the Group Contract. The Certificate provides for a Death Benefit and a Cash Surrender Value. The Death Benefit and the Cash Surrender Value can change every day. They change based on the performance of the investment options you selected.

On the date of the Contract Anniversary, if all required premium payments have been paid for the year and the Group Contract remains in force, Prudential will complete an experience calculation for policy year. If the calculation is favorable and results in any value, Prudential may pay a Premium Refund to the Group Contractholder. Your portion of the Premium Refund, if any, will be passed on to you in the form of an annual cash refund that ordinarily will be applied as a premium payment. However, you may choose to receive your annual cash refund in cash by notifying Aon Securities LLC in writing. See **Premium Refunds**.

The Death Benefit

When you buy Group Variable Universal Life Insurance, you will choose a Face Amount of insurance, based on the amounts available for your group. Prudential will pay a Death Benefit to the beneficiary when the Covered Person dies. Generally, the Death Benefit is the Face Amount of insurance plus the value of your Certificate Fund on the date of your death, minus any Certificate Debt and outstanding charges. Because the value of the Certificate Fund will vary daily with the performance of the investment options you select, the amount of the Death Benefit will also vary from day to day. However, the Death Benefit will not be less than the Face Amount of insurance shown plus the amount of any additional insurance benefit, if the Participant's insurance is not in default and there is no Certificate Debt. See **DEATH BENEFITS**.

The Certificate Fund

The Certificate Fund consists of the Net Premiums that we invest in the investment options you select. Prudential will deduct its charges for the insurance from the Certificate Fund. The Certificate Fund value changes daily, reflecting: (i) increases or decreases in the value of the Variable Investment Options you select; (ii) interest credited on any amounts allocated to the Fixed Account; (iii) interest credited on any loan; (iv) the daily charge for mortality and expense risks assessed against the Variable Investment Options; and (v) monthly charges Prudential deducts for the insurance. The Certificate Fund also changes to reflect the receipt of premiums. There is no guaranteed minimum balance for the Certificate Fund.

Premium Payments

You will usually be able to decide when to make premium payments and how much each premium payment will be. You are responsible for making sure that there is enough value in your Certificate Fund (minus Certificate Debt and outstanding charges) to cover each month's charges. If your Certificate Fund balance is less than the amount needed to pay any month's charges, then you must make a premium payment that increases your Certificate Fund balance above this minimum amount. You must make that payment during the grace period, and if you do not, your coverage will end.

You may choose to make additional premium payments and have those payments directed to the investment options you previously selected. See **Additional Premium Payments**.

Allocation of Premium Payments and Investment Choices

Before your premiums are allocated to your investment choices, we deduct a charge for taxes attributable to premiums (or premium based administrative charges). This charge is currently 0.00%. The remainder is your Net Premium, which is then invested in the investment options. See **CHARGES AND EXPENSES**.

You may choose investment options from among the Funds selected by your Group Contract Holder. You choose how to allocate your premium payments among the investment options. You may choose more aggressive Funds or less aggressive Funds, as well as the Fixed Account. What you choose depends on your personal circumstances, your investment objectives and how they may change over time. See **The Prudential Variable Contract Account GI-2**, and **Allocation of Premiums**.

If you prefer to reduce the risks that come with investing in the Funds, you can choose to direct some of your premium payments or the amount in your Certificate Fund to the Fixed Account. Prudential guarantees that the part of your Certificate Fund that is directed to the Fixed Account will earn interest daily at a rate that Prudential declares periodically. That rate will change from time to time, but it will never be lower than an effective annual rate of 4%. See **The Fixed Account**.

Transfers among Investment Options

You may transfer amounts from one investment option to another – we do not limit the number of transfers between Variable Investment Options, but we may charge for more than 12 transfers and require written requests if more than 20 transfers are requested in a Certificate Year. See **Transfers/Restrictions On Transfers**.

Dollar Cost Averaging

Dollar Cost Averaging, or DCA, lets you systematically transfer specified dollar amounts from the Prudential Series Fund Government Money Market Portfolio to the other available investment options available under the Group Contract at monthly intervals. You can request that a designated number of transfers be made under the DCA feature. You may use DCA at any time after your Certificate becomes effective, but to start the DCA feature, you usually have to make a premium payment of at least \$1,000 to the Prudential Series Fund Government Money Market Portfolio. The main objective of DCA is to reduce the risk of dramatic short-term market fluctuations. Since the same dollar amount is transferred to an available investment option with each transfer, you buy a greater interest in the investment option when the price is low and a lesser interest in the investment option when the price is high. Therefore, you may achieve a lower than average cost over the long term. This plan of investing does not assure a profit or protect against a loss in declining markets. See **Dollar Cost Averaging**.

Surrenders

You may surrender your insurance and receive its Cash Surrender Value. The Cash Surrender Value is the value of the Certificate Fund at the close of business on the day of the surrender minus any Certificate Debt and any outstanding charges. A surrender may have tax consequences. See **Payment Of Cash Surrender Value** and **TAXES**.

Withdrawals from the Certificate Fund

While your Certificate is in effect, you may withdraw part of the Certificate’s Cash Surrender Value. You must withdraw at least \$200 in any withdrawal, but you must leave enough in your Certificate Fund (less any Certificate Debt and outstanding charges) to pay the next month’s charges. There is no limit on the number of withdrawals you can make in a year. However, there is a transaction charge for each withdrawal. A withdrawal may have tax consequences. See **Withdrawals** and **TAXES**.

Cash Surrender Value and Death Benefit

If you ask, Prudential will give you an illustration of how the Cash Surrender Value and Death Benefit of your Certificate can change as a result of the performance of the investment options you select. The illustration will show your age, risk class, proposed face amount of insurance, and proposed Premium payments. We refer to this as a “personalized illustration”. This is not our prediction of how value will grow. It is a hypothetical example and is just intended to show you how a Certificate works.

Loans

You may borrow money from your Certificate Fund. The Maximum Loan Value, which is the maximum amount you may borrow, is 90% of your Certificate Fund minus any existing loan (and its accrued interest), outstanding charges, and the amount of the next month's charges. In states that require it, you may borrow a greater amount. Loan interest charges accrue daily. Depending on the tax status of your Certificate, taking a loan may have tax consequences. There may also be tax consequences if your Certificate lapses or terminates with an outstanding loan. See **Loans** and **TAXES**.

Canceling Your Certificate (“Free Look”)

Generally, you may return your Certificate for a refund within 30 days after you receive it. This 30-day period is known as the “free look” period. Some states require a longer period. You can ask for a refund by mailing or delivering the Certificate to Aon Securities LLC (you may not ask for a refund if your Certificate is a replacement for one previously issued under the Group Contract). If you cancel your coverage during the free look period, we will generally refund the premium payments you made, minus any loans or withdrawals that you took. (However, if applicable law so requires, you will receive a refund of all premiums paid minus any loans or withdrawals, and plus or minus any change due to investment experience.) This refund amount will be further reduced by applicable federal and state income tax withholding. See **Canceling The Certificate (“Free Look”)**.

FEE TABLE

The following tables describe the fees and expenses that you will pay when buying, owning, and surrendering or making withdrawals from the Certificate. Please refer to your Certificate for information about the specific fees you will pay each year based on the options you have elected.

The first table describes the fees and expenses that you will pay at the time that you buy the Certificate, pay premiums, make withdrawals from the Certificate, make transfers between investment options, or pay reprint charges.

TRANSACTION FEES		
Charge	When Charge is Deducted	Amount Deducted
Charge for Taxes Attributable to Premiums ¹	This charge is deducted from each premium when the premium is paid.	The maximum is 0.00% of each premium payment.
Withdrawal Charge	This charge is assessed on a Withdrawal.	Maximum charge - \$20 Current charge - The lesser of \$10 and 2% of the amount withdrawn.
Transfer Charge	This charge is assessed when transfers between investment options exceed 12 in a Certificate Year.	Maximum charge - \$20 per transfer after the twelfth. Current charge - \$10 per transfer after the twelfth.
Quarterly Report Reprint Charges	This charge is assessed when a quarterly report is reprinted for a period that ended more than a year ago.	Maximum charge - \$5 Current charge - \$2.50

1. For these purposes, “taxes attributable to premiums” includes any federal, state or local income, premium, excise, business, or any other type of tax (or component thereof) measured by or based upon the amount of premium received by Prudential. In some states, this is called a premium based administrative charge. Currently, the taxes paid for this Certificate are reflected as a deduction in computing Premium Refunds. Prudential reserves the right to deduct a charge directly from premiums.

The next table describes the Contract fees and expenses that you will pay periodically during the time you own the Certificate, not including the Funds' fees and expenses.

PERIODIC CHARGES OTHER THAN ANNUAL FUND EXPENSES		
Charge	When Charge is Deducted	Amount Deducted
Contract Charges:		
Cost of Insurance^{2,3}: Minimum and Maximum Guaranteed Charge Charge for a Representative Participant	Monthly	Maximum - \$29.19 Minimum - \$0.04 Representative guaranteed charge - \$0.54 ⁴
Charge for Administrative Expenses	Monthly	Maximum charge - \$4.00 Current charge - \$0.00
Account Charge for Variable Investment Options (for Mortality & Expense Risk)	Daily	Maximum - 0.90% ¹ of the amount of assets in the Variable Investment Options. Current - 0.45% ¹ of the amount of assets in the Variable Investment Options.
Net Interest on Loans⁵	Annually	Maximum - 2% Current - 1%
Additional Insurance Benefits³:		
Child Term Insurance	Deducted from the annual refund, if any	Maximum - \$6.00 ⁶ Minimum - \$6.00 ⁶ Representative current charge - \$6.00 ⁷
Accidental Death & Dismemberment	Monthly	Maximum - \$0.03 ⁶ Minimum - \$0.02 ⁶ Representative current charge - \$0.02 ⁷
Extended Death Protection During Total Disability	Monthly	Maximum - \$0.07 ⁶ Minimum - \$0.01 ⁶ Representative current charge - \$0.03 ⁷

- The daily charge is based on the effective annual rate shown.
- The Cost of Insurance ("COI") charge varies based on individual characteristics such as age, gender, and rate class. The amounts shown in the table may not be representative of the charge that a Participant will pay. You may obtain more information about the particular COI charges that apply to you by contacting Aon Securities LLC.
- The charges shown for Cost of Insurance and Additional Insurance Benefits are expressed as rates per \$1,000 of Net Amount at Risk. The Child Term Insurance is expressed as a rate per unit. The unit is a \$10,000 benefit.
- The representative guaranteed charge for cost of insurance is a sample rate currently charged for a 55-year old Covered Person, who is a male AICPA member in the preferred rate class.
- The net interest on loans reflects the additional interest you pay above the effective annual interest we credit to your loan. The loan interest crediting rate will generally be equal to the Fixed Account crediting rate.
- This is the rate currently charged. The contract does not specify a guaranteed maximum or minimum rate for additional insurance benefits.
- The representative current charge for additional insurance benefits are sample rates currently charged.

The next item shows the minimum and maximum total operating expenses charged by the Funds that you will pay periodically during the time you own a Certificate. A complete list of Funds available under the Contract, including their annual expenses, can be found in APPENDIX A. More detail concerning each Funds' fees and expenses is contained in the prospectus for each of the Funds.

Annual Fund Expenses	Minimum	Maximum
(Expenses that are deducted from the Funds' assets, including management fees, any distribution and/or service (12b-1) fees, and other expenses, but not including reductions for any fee waiver or other reimbursements.)	0.29%	1.42%

SUMMARY OF PRINCIPAL RISKS OF INVESTING IN THE CONTRACT

Certificate Values are not Guaranteed

Your benefits (including life insurance) are not guaranteed. The value of your Certificate Fund will vary with the performance of the investment options you select. There is no guarantee that the Variable Investment Options will meet their investment objectives, so your Death Benefit could go down if the investment options in your Certificate Fund have poor investment performance. Poor investment performance could cause your Certificate to lapse, and you could lose your insurance. If you prefer to reduce the risks that come with investing in the variable options, you can choose to direct some of your premium payments or the amounts in your Certificate Fund to the Fixed Account.

Because the Certificate provides for an accumulation of a Certificate Fund as well as a Death Benefit, you may wish to use it for various financial planning purposes. Purchasing the Certificate for such purposes may involve certain risks. Accessing the values in your Certificate through withdrawals and Certificate loans may significantly affect current and future Certificate values or Death Benefit proceeds and may increase the chance that your Certificate will lapse. If your Certificate lapses and you have an outstanding Certificate loan, there may be tax consequences. See **TAXES**.

Increase in Charges

Certain fees and expenses currently are assessed at less than their guaranteed maximum levels. We may in the future increase these current charges up to the guaranteed maximum levels. If fees and expenses are increased, you may need to increase the amount and/or frequency of premiums to keep your Certificate in force. We will supplement this prospectus to reflect any increase in a current charge, up to the maximum charge, before the change is implemented.

Certain fees and expenses for optional additional benefits have no guaranteed maximum levels. We may in the future increase these current charges. If fees and expenses are increased, you may need to increase the amount and/or frequency of premiums to keep your Certificate in force or you may elect to terminate any optional additional benefits. We will supplement this prospectus to reflect any increase in a current charge before the change is implemented.

Certificate Lapse

Each month we determine the value of your Certificate Fund. If the Certificate Fund is zero, the Certificate may end (in insurance terms, it will “lapse”). Your Certificate will also end if the Certificate Debt ever grows to be equal to or more than the Certificate Fund less any outstanding charges. Should this happen, Aon Securities LLC will notify you of the payment you need to make to prevent your insurance from terminating. Currently, Aon Securities LLC must receive your payment by the later of 91 days after the Monthly Deduction Date, or 30 days after the date Aon Securities LLC mailed you the notice. If you do not make the payment, your Certificate will end. See **LAPSE AND REINSTATEMENT**. If you have an outstanding loan when your Certificate lapses, you may have taxable income as a result. See **TAXES**.

Not a Short-Term Savings Vehicle

Because the Certificate provides for an accumulation of a Certificate Fund as well as a Death Benefit, you may wish to use it for various insurance planning purposes. Purchasing the Certificate for such purposes may involve certain risks.

For example, a life insurance contract could play an important role in helping you to meet the future costs of a child’s education. The Certificate’s Death Benefit could be used to provide for education costs should something happen to you, and its investment features could help you accumulate savings. However, if the Variable Investment Options you choose perform poorly, if you do not pay sufficient premiums, or if you access the values in your Certificate through withdrawals or loans, your Certificate may lapse or you may not accumulate the funds you need.

The Certificate is designed to provide benefits on a long-term basis. Consequently, you should not purchase the Certificate as a short-term investment or savings vehicle. Because of the long-term nature of the Certificate, you should consider whether purchasing the Certificate is consistent with the purpose for which it is being considered.

Taking Withdrawals

You may withdraw part of your Certificate’s Cash Surrender Value, so long as the amount withdrawn is at least \$200. However, you must leave enough in your Certificate Fund (less any Certificate Debt and outstanding charges) to pay the next month’s charges

You may not repay any amount that you withdraw from the Certificate’s Cash Surrender Value, so withdrawals will reduce the amount of your Death Benefit but you generally can make additional premium payments. Accessing your Certificate’s Cash

Surrender Value through withdrawals may increase the chance that your certificate will lapse. Withdrawal of the Cash Surrender Value may have tax consequences. See **TAXES**.

Taking a Loan

Taking a loan from your Certificate may increase the risk that your Certificate will lapse, will have a permanent impact on your Certificate Fund, and will reduce the Death Benefit. If your loan plus accrued interest exceeds the value of your Certificate Fund, you will not have enough money in your Certificate Fund to cover the month's charges. If we pay a death claim while a loan is outstanding, we will reduce the Death Benefit by the amount of the loan plus any accrued interest. If you repay a loan by using the Certificate Fund, we will treat the repayment as a withdrawal from the Certificate Fund, which may have tax consequences. If you have a loan outstanding when you surrender your Certificate, or when you allow your Certificate to lapse, the amount you borrowed may become taxable. In addition, if your Certificate is classified as a Modified Endowment Contract for tax purposes, taking a loan may be treated as a distribution of income for tax purposes and may have tax consequences. See **TAXES**.

Potential Tax Consequences

If you pay additional premiums, we may need to increase your Death Benefit (and corresponding cost of insurance charges) to continue to qualify it as life insurance for federal tax purposes. Also, if you make premium payments above certain limits, the tax status of the insurance may change to that of a Modified Endowment Contract under the Internal Revenue Code of 1986, as amended ("Internal Revenue Code"). That status could have significant disadvantages from a tax standpoint. We have procedures designed to identify most situations in which a premium payment would cause your Certificate to be treated as a Modified Endowment Contract. When we identify such a situation, we generally will notify you and ask whether you want us to refund the premium payment. If you fail to respond within a reasonable time, we will continue to process the premium payment as usual.

If you have notified us in the past 13 months that you want us to refund excess premium payments causing Modified Endowment Contract treatment and we receive any excess payment which is less than \$100.00, then we may, without additional notification by you, sell the minimum number of units necessary so as not to cause your Certificate to be treated as a Modified Endowment Contract.

We reserve the right to return any premium payment that would cause your insurance to fail to qualify as life insurance under applicable tax laws, or that would increase the Death Benefit by more than it increases the Certificate Fund. See **TAXES**.

Replacing Your Life Insurance

You should know that in most instances, it is not in your best interest to replace one life insurance policy with another one. When you need additional life insurance, it is usually better for you to add coverage, either by asking for a new policy or by buying additional insurance, than it is for you to replace a policy. In that way, you don't lose benefits under the policy you already have.

If you are thinking about replacing a life insurance policy you already have so that you can obtain Group Variable Universal Life Insurance, you should consider your choices carefully. Compare the costs and benefits of adding coverage to your current policy against the costs and benefits of Group Variable Universal Life Insurance. You should also get advice from a tax advisor.

The Variable Investment Options

You may choose to invest your Certificate's premiums and its earnings in one or more of the available Variable Investment Options. You may also invest in the Fixed Account option. The Fixed Account is the only investment option that offers a guaranteed rate of return. See **The Funds** and **The Fixed Account**.

The Separate Account invests in the shares of one or more open-end management investment companies registered under the Investment Company Act of 1940. Each Variable Investment Option, which invests in a Fund, has its own investment objective and associated risks, which are described in the accompanying Fund prospectuses. The income, gains, and losses of one Variable Investment Option have no effect on the investment performance of any other Variable Investment Option.

We do not promise that the Funds will meet their investment objectives. Amounts you allocate to the Variable Investment Options may grow in value, decline in value, or grow less than you expect, depending on the investment performance of the Variable Investment Options that you choose. You bear the investment risk that the Funds may not meet their investment objectives. You also bear the risk that the Fund's investment adviser may restrict investment in the fund, and even close the Fund, at their discretion. For a detailed discussion of the investment policies, objectives and strategies, and the investment risks associated with each Fund, please read the Fund's current prospectus.

Learn More about the Funds

Before allocating amounts to the Variable Investment Options, you should read the Funds' current prospectuses for detailed information concerning their investment objectives and strategies, and their investment risks.

GENERAL DESCRIPTIONS OF THE PRUDENTIAL INSURANCE COMPANY OF AMERICA, THE REGISTRANT, AND THE FUNDS

The Prudential Insurance Company Of America

The Group Contract and Certificates are issued by The Prudential Insurance Company of America ("Prudential," "we," "us," "our," or the "Company"), a New Jersey stock life insurance company that has been doing business since 1875. Prudential is a wholly-owned subsidiary of Prudential Financial, Inc. ("Prudential Financial"), a New Jersey insurance holding company, and is located at 751 Broad Street, Newark, New Jersey, 07102. Prudential Financial exercises significant influence over the operations and capital structure of Prudential. However, neither Prudential Financial nor any other related company has any legal responsibility to pay amounts that Prudential may owe under the Group Contract and/or Certificate.

Prudential is licensed to sell life insurance and annuities in all states, in the District of Columbia, and in all United States territories and possessions. Prudential and its affiliates act in a variety of capacities with respect to registered investment companies, including as depositor, adviser, and principal underwriter.

The Prudential Variable Contract Account GI-2

The Prudential Variable Contract Account GI-2 (the "Account") was established on June 14, 1988, under New Jersey law as a separate investment account. The Account is divided into Subaccounts. Each Variable Investment Option is a Subaccount of the Account. The Fixed Account is not a Subaccount of the Account. The Account meets the definition of a "separate account" under federal securities laws. The assets held in the Account in support of assets invested under the Group Contracts are segregated from all of Prudential's other assets. The assets of each Subaccount are segregated from the assets of each other Subaccount. Thus, the assets in the Account are not chargeable with liabilities arising out of any other business Prudential conducts. When we refer to "Funds" in this prospectus, we mean all or any of these Subaccounts. We may use "Variable Investment Option," "Subaccount" or "Fund" interchangeably when referring to a Variable Investment Option.

You may then choose investment options from among the Funds selected by your Group Contract Holder. You may also choose to invest in the Fixed Account. (The Fixed Account may also be referred to as an "investment option.") You may choose to make additional premium contributions and have those Funds directed to the investment options you select. Once you select the investment options you want, Prudential will direct your additional premium contributions to the Subaccounts associated with those Funds and/or to the Fixed Account. You may change your selection of investment options at any time.

Prudential is the legal owner of the assets in the Account. Prudential will maintain assets in the Account with a total market value at least equal to the liabilities relating to the benefits attributable to the Account. In addition to these assets, the Account's assets may include amounts contributed by Prudential to commence operation of the Account and may include accumulations of the charges Prudential makes against the Account. From time to time, Prudential will transfer these additional amounts to its general account. Before making any such transfer, Prudential will consider any possible adverse impact the transfer might have on the Account.

Income, gains and losses related to, or charged against, the Account reflect the Account's own investment experience and not the investment experience of other Prudential assets. These assets that are held in support of the client accounts may not be charged with liabilities that arise from any other business Prudential conducts. Prudential is obligated to pay all amounts promised to the Participant under the Group Contract.

The Account is registered with the SEC under federal securities laws as a unit investment trust, which is a type of investment company. Registration does not involve any supervision by the SEC of the management or investment policies or practices of the Account. For state law purposes, the Account is treated as a part or division of Prudential. Prudential may take all actions in connection with the operation of the Account that are permitted by applicable law, including those permitted upon regulatory approval.

The Funds

Prudential makes a number of Funds available to insurance programs that are sponsored by groups. The specific Funds available to you are listed in this Prospectus. The Group Contract may offer Funds managed by AST Investment Services, Inc. and/or PGIM Investments LLC, both of which are affiliated companies of Prudential ("Affiliated Funds"), and Funds managed by companies not affiliated with Prudential ("Unaffiliated Funds"). Prudential and its affiliates ("Prudential Companies") receive fees and payments from both the Affiliated Funds and the Unaffiliated Funds. We consider the amount of these fees and payments when determining which funds to make available. Affiliated Funds may provide Prudential Companies with greater fees and payments than Unaffiliated

Funds. Because of the potential for greater profits earned by the Prudential Companies with respect to the Affiliated Funds, we have an incentive to offer Affiliated Funds over Unaffiliated Funds. As indicated next to each Portfolio's description in the table that follows, each Portfolio has one or more subadvisers that provide certain day to day investment management services. We have an incentive to offer Funds with certain subadvisers, either because the subadviser is a Prudential Company or because the subadviser provides payments or support, including distribution and marketing support, to the Prudential Companies. We may consider those subadviser financial incentive factors in determining which Funds to make available. Also, in some cases, we may offer Funds based on the recommendations made by selling broker-dealer firms. These firms may receive payments from the Portfolios they recommend and may benefit accordingly from allocations of Certificate Fund value to the sub-accounts that invest in these Portfolios. Allocations made to all Affiliated Funds benefit us financially. Prudential has selected the Funds available for inclusion as investment options under the Group Contract in Prudential's role as issuer of the Group Contract, and Prudential does not provide investment advice or recommend any particular Fund. See **Service Fees Payable to Prudential** following the table below for more information about fees and payments we may receive from Funds and/or their affiliates.

There are currently 13 Variable Investment Options offered under Group Variable Universal Life. When you choose a Variable Investment Option, we purchase shares of a separate investment series of a mutual fund that is held as an investment for that option. We hold these shares in the Subaccount. Prudential may add additional Variable Investment Options in the future.

We may terminate the availability of any Variable Investment Option at any time. If we do so, you will no longer be permitted to allocate additional investments to the option, either by premium payment or transfer. If this occurs, Prudential will provide you with prior notice of the change including any options available to you. You will have the opportunity to transfer any amount to the Fixed Account or any other investment option available to you.

Each Fund is detailed in separate prospectuses that are provided with this prospectus. You should read the Fund prospectuses before you decide to allocate assets to the Variable Investment Options. The Variable Investment Options that you select are your choice. We do not provide investment advice, nor do we recommend any particular Variable Investment Option. There is no assurance that the investment objectives of the Variable Investment Options will be met. Please refer to the list in the Appendix A to see which Variable Investment Options you may choose.

The terms "Fund," "Portfolio," and "Variable Investment Option" are largely used interchangeably. Some of the Variable Investment Options use the term "Fund," and others use the term "Portfolio" in their respective prospectuses.

Investment Manager

PGIM Investments LLC serves as investment manager of the Prudential Series Fund.

The investment management agreements for The Prudential Series Fund provide that the investment manager or co-investment managers (the "Investment Managers") will furnish each applicable Portfolio with investment advice and administrative services subject to the supervision of the Board of Trustees and in conformity with the stated policies of the applicable Portfolio. The Investment Manager must also provide, or obtain and supervise, the executive, administrative, accounting, custody, transfer agent and shareholder servicing services that are deemed advisable by the Board.

The list in **Appendix A** reflects the Variable Investment Options in which the Account invests, their investment objectives, and each Variable Investment Option's investment advisers and investment subadvisers. For Portfolios with multiple subadvisers, each subadviser manages a portion of the assets for that Portfolio.

The investment advisers or subadvisers for the Funds charge a daily investment management fee as compensation for their services. Allocations made to all PSF Funds benefit us financially because fees are paid to us or our affiliates by the PSF Funds. More detailed information, including a full description of these fees, is available in the attached Fund prospectuses.

In the future, it may become disadvantageous for separate accounts of variable life insurance and variable annuity contracts to invest in the same Variable Investment Options. Neither the companies that invest in the Funds nor the Funds currently foresee any such disadvantage. The Board of Directors for each Fund intends to monitor events in order to identify any material conflict between variable life insurance and variable annuity contract owners and to determine what action, if any, should be taken. Material conflicts could result from such things as:

- (1) changes in state insurance law;
- (2) changes in federal income tax law;
- (3) changes in the investment management of any Fund; or
- (4) differences between voting instructions given by variable life insurance and variable annuity contract owners.

A Fund may have a similar name, investment objective, or investment policy resembling those of a mutual fund managed by the same investment adviser or subadviser that is sold directly to the public. Despite such similarities, there can be no assurance that the investment performance of any such Fund will resemble that of the publicly available mutual fund.

Service Fees Payable To Prudential

We and our affiliates receive substantial payments from the Funds and/or related entities, such as the Funds' advisers and subadvisers. Because these fees and payments are made to us and our affiliates, allocations you make to the Funds benefit us financially. In selecting Funds available under the Certificate, we consider the payments that will be made to us.

We receive Rule 12b-1 fees which compensate us for distribution and administrative services. These fees are paid by the Funds out of each Fund's assets and are therefore borne by Certificate Owners. We also receive administrative services payments, some of which are paid by the Funds and some of which are paid by the advisers of the Funds or their affiliates and are referred to as "revenue sharing" payments. As of May 1, 2024, the maximum combined 12b-1 fees and administrative services payments we receive with respect to a Fund are equal to an annual rate of 0.25% of the average assets allocated to the Fund under the Certificate. We expect to make a profit on these fees and payments and consider them when selecting the Funds available under the Certificate.

In addition, an adviser or subadviser of a Fund or a distributor of the Contract may also compensate us by providing reimbursement, defraying the costs of, or paying directly for, among other things, marketing and/or administrative services and/or other services they provide in connection with the Contract. These services may include, but are not limited to: sponsoring or co-sponsoring various promotional, educational or marketing meetings and seminars attended by distributors, wholesalers, and/or broker-dealer firms' registered representatives, and creating marketing material discussing the Contract, available options, and Funds. The amounts paid depend on the nature of the meetings, the number of meetings attended by the adviser, subadviser, or distributor, the number of participants and attendees at the meetings, the costs expected to be incurred, and the level of the adviser's, subadviser's or distributor's participation. These payments or reimbursements may not be offered by all advisers, subadvisers, or distributors and the amounts of such payments may vary between and among each adviser, subadviser, and distributor depending on their respective participation.

In addition to the payments that we receive from Funds and/or their affiliates, those same Funds and/or their affiliates may make payments to us and/or other insurers within the Prudential Financial group related to the offering of investment options within variable annuities or life insurance offered by different Prudential business units.

Voting Rights

We are the legal owner of the shares of the Funds associated with the Variable Investment Options. However, we vote the shares according to voting instructions we receive from Participants. We will mail you a proxy, which is a form you need to complete and return to us, to tell us how you wish us to vote. When we receive those instructions, we will vote all of the shares we own on your behalf in accordance with those instructions. We vote shares for which we do not receive instructions, and any other shares that we own in our own right, in the same proportion as the shares for which instructions are received. This voting procedure is sometimes referred to as "mirror voting" because, as indicated in the immediately preceding sentence, we mirror the votes that are actually cast, rather than decide on our own how to vote. We will also "mirror vote" shares that are owned directly by us or an affiliate (excluding shares held in the separate account of an affiliated insurer). In addition, because all the shares of a given Fund held within our Separate Account are legally owned by us, we intend to vote all of such shares when that Fund seeks a vote of its shareholders. As such, all such shares will be counted towards whether there is a quorum at the Fund's shareholder meeting and towards the ultimate outcome of the vote. Thus, under "mirror voting", it is possible that the votes of a small percentage of contract holders who actually vote will determine the ultimate outcome. Generally, you will be asked to provide instructions for us to vote on matters such as changes in a fundamental investment strategy, adoption of a new investment advisory agreement, or matters relating to the structure of the Fund that require a vote of shareholders. We may change the way your voting instructions are calculated if it is required by federal or state regulation. We reserve the right to change the voting procedures described above if applicable federal securities laws or SEC rules change in the future.

We may, if required by state insurance regulations, disregard voting instructions if they would require shares to be voted so as to cause a change in the sub-classification or investment objectives of one or more of the available Variable Investment Options or to approve or disapprove an investment advisory contract for the Fund. In addition, we may disregard voting instructions that would require changes in the investment policy or investment adviser of one or more of the Funds associated with the available Variable Investment Options, provided that we reasonably disapprove such changes in accordance with applicable federal or state regulations. If we disregard Certificate Owner voting instructions, we will advise Certificate Owners of our action and the reasons for such action in the next available annual or semi-annual report.

Substitution Of Variable Investment Options

We may substitute the shares of a Fund for another fund or another portfolio or of an entirely different Variable Investment Option. We would not do this without any necessary SEC and/or state approval. We would notify Participants in advance if we were to make such a substitution.

The Fixed Account

You may invest all or part of your Certificate Fund in the Fixed Account. The amount invested in the Fixed Account becomes part of Prudential's general assets, commonly referred to as the general account. The general account consists of all assets owned by Prudential other than those in the Account and other separate accounts that have been or may be established by Prudential. Subject to applicable law, Prudential has sole discretion over the investment of the general account assets, and Participants do not share in the investment experience of those assets.

The part of the Certificate Fund that you invest in the Fixed Account will accrue interest daily at a rate that Prudential declares periodically. This rate will not be less than an effective annual rate of 4%. Prudential may in its sole discretion declare a higher rate, though we are not obligated to do so. At least annually and anytime you ask, we will tell you what interest rate currently applies.

Because of exemptive and exclusionary provisions, interests in the Fixed Account under the Certificate have not been registered under the Securities Act of 1933 and the general account has not been registered as an investment company under the Investment Company Act of 1940. Accordingly, interests in the Fixed Account are not subject to the provisions of these Acts, and Prudential has been advised that the staff of the SEC has not reviewed the disclosure in this prospectus relating to the Fixed Account. Any inaccurate or misleading disclosure regarding the Fixed Account may, however, be subject to certain generally applicable provisions of federal securities laws.

Prudential has the right to delay payment of any Cash Surrender Value attributable to the Fixed Account for up to six months. See **When Death Benefit Proceeds Are Paid**.

CHARGES AND EXPENSES

This section provides a more detailed description of each charge that is described briefly in the **FEE TABLE** of this prospectus. There are charges and other expenses associated with the Contract that reduce the return on your investment. These charges and expenses are described below.

The total amount invested in the Certificate Fund, at any time, consists of the sum of the amount credited to the Variable Investment Options, the amount allocated to the Fixed Account, plus any interest credited on amounts allocated to the Fixed Account, and the principal amount of any Certificate loan plus the amount of interest credited to the Certificate upon that loan. See **Loans**. Most charges, although not all, are made by reducing the Certificate Fund.

In several instances we use the terms "maximum charge" and "current charge." The "maximum charge", in each instance, is the highest charge that we may make under the Certificate. The "current charge", in each instance, is the amount that we now charge, which may be lower than maximum charges. If circumstances change, we reserve the right to increase each current charge, up to the maximum charge, without giving any advance notice.

Current charges deducted from premium payments and the Certificate Fund may change from time to time, subject to maximum charges. In deciding whether to change any of these current charges, we will periodically consider factors such as mortality, expenses, taxes and interest, investment experience and/or persistency, which is the length of time Certificates like this one and other certificates stay in effect to see if a change in our assumptions is needed. Changes in charges will be by class. We will not recoup prior losses or distribute prior gains by means of these changes.

The charges under the Group Contract are designed to cover, in the aggregate, our direct and indirect costs of selling, administering and providing benefits under the Group Contract. They are also designed, in the aggregate, to compensate us for the risks of loss we assume pursuant to the Group Contract. If, as we expect, the charges that we collect from the Group Contract exceed our total costs in connection with the Group Contract, we will earn a profit. Otherwise, we will incur a loss. The rates of certain of our charges have been set with reference to estimates of the amount of specific types of expenses or risks that we will incur. In most cases, this prospectus identifies such expenses or risks in the name of the charge; however, the fact that any charge bears the name of, or is designed primarily to defray a particular expense or risk does not mean that the amount we collect from that charge will never be more than the amount of such expense or risk. Nor does it mean that we may not also be compensated for such expense or risk out of any other charges we are permitted to deduct by the terms of the Group Contract. We may reduce stated fees under particular contracts as to which, due to economies of scale and other factors, our administrative costs are reduced.

Charge For Taxes Attributable To Premiums

We may deduct a charge for taxes attributable to premiums. These taxes include federal, state or local income, premium, excise, business or any other type of tax (or part of one) that is based on the amount of premium we receive. This charge is currently 0.00%. Currently, the taxes paid by us for this Group Contract are a deduction in computing Premium Refunds. The deduction reflects that, for federal taxes, all of the premium is treated as for an individual life insurance policy which have higher factors. The definition of what premium is treated as for a group life certificate is found in Internal Revenue Code section 848.

We also reserve the right to deduct a charge to cover federal, state or local taxes that are imposed on the Operations of the Account. These are taxes other than those described above. Currently, we do not deduct any charge to cover these additional taxes.

We may increase this charge at any time.

Withdrawal Charge

Under the Group Contract, a transaction charge may be imposed for each withdrawal. The current charge is the lesser of \$10 and 2% of the amount you withdraw. The maximum charge for withdrawals is \$20. We will deduct the transaction charge from Certificate Fund.

Transfer Charge

When you request more than 12 transfers between investment options in a Certificate Year the charge is currently \$10 for each transfer after the 12th transfer. Prudential may increase this charge in the future, but it will not exceed \$20. Currently, transfers that occur under the DCA feature are not counted when calculating the number of transfers in each Certificate Year.

Quarterly Report Charge

When you request a reprint of a quarterly report that was previously sent to you for a period that ended more than one year ago. The charge is currently \$2.50 for each quarterly report. In the future, Prudential may charge for any reprints requested and may increase this charge, but it will not exceed \$20 for reports covering each policy year.

Cost Of Insurance

Each month, we will deduct from your Certificate Fund a charge for the cost of your insurance (a "COI" charge). We will take the charge from each investment option you selected in the same proportion that the value of your Certificate Fund is invested. To calculate the cost of insurance charge, we multiply:

- your Certificate's "Net Amount at Risk" by
- the "cost of insurance rate" for the Covered Person.

"Net Amount at Risk" means the amount by which your Certificate's Death Benefit (computed as if there were no Certificate Debt) exceeds your Certificate Fund.

The "cost of insurance rate" is based on many factors, including:

- the Covered Person's age;
- the Covered Person's rate class (such as classes for standard, select, and preferred);
- the Covered Person's gender (except for residents of Montana);
- the life expectancy of the people covered under your Group Contract;
- the additional insurance benefits shown in the **ADDITIONAL INSURANCE BENEFITS AVAILABLE UNDER THE CONTRACT** section;
- the expected expenses.

The cost of insurance rate will generally increase as the Covered Person ages. We may adjust the actual cost of insurance rates from time to time. The changes in cost of insurance rates for each Group Contract Holder are based on many factors, including:

- The number of Certificates in effect;
- The number of new Certificates issued;
- The number of Certificates surrendered;
- The expected claims (Death Benefits, accelerated benefits and surrenders);

- The expected expenses; and
- The level of administrative services provided to the Group Contract Holder.

In addition to the list above, the past claims, expenses and the costs of additional insurance benefits, if any, of the group are reviewed, since they are an important factor in calculating the expected claims, expenses and costs. However, we are generally prohibited by state insurance law from recovering past losses.

If we change the cost of insurance rates, we will change them the same way for all persons of the same age, rate class. We will not change them to be higher than the Table of Maximum Rates. See **FEE TABLE** section above. The Table of Maximum Rates are set out in the 2001 CSO Table.

Generally, we will deduct the COI charge on the Monthly Deduction Date.

COI Rates: The highest current charge per thousand is \$25.72, and applies to male Covered Persons age 99. The lowest current rate per thousand is \$0.02, and applies to female Covered Persons under age 30.

The following table provides sample per thousand cost of insurance rates for Covered Persons who are in the standard class:

Covered Person	Males	Females
35	\$0.03	\$0.03
45	\$0.11	\$0.09
55	\$0.46	\$0.38
65	\$1.47	\$1.03

Charge For Administrative Expenses

Currently, we do not impose a monthly charge for administrative expenses, but we may deduct such a charge in the future. This charge would pay for maintaining records and for communicating with Participants and your Group Contract Holder. If we did deduct such a charge, it would not exceed \$4 per month.

Account Charge For Variable Investment Options

Each day, Prudential deducts a charge from the assets of each of the Variable Investment Options in an amount equal to an effective annual rate of up to 0.90%. Currently, we charge 0.45%. This charge is intended to compensate us for assuming mortality and expense risks of the insurance provided under the Group Contract. The "mortality risk" assumed is the risk that Covered Persons may live for shorter periods of time than Prudential estimated when we determined what mortality charge to make. The "expense risk" assumed is the risk that expenses for issuing and administering the insurance will be more than Prudential estimated when we determined the charge for administrative expenses.

We will earn a profit from this risk charge to the extent we do not need it to provide benefits and pay expenses under the Certificate. We do not assess this charge on amounts allocated to the Fixed Account.

Additional Insurance Benefits Charges

You may add one or more additional insurance benefits to your Certificate. See the **ADDITIONAL INSURANCE BENEFITS AVAILABLE UNDER THE CONTRACT** section. The following benefits are charged separately.

Accelerated Benefit Option: There is no additional charge for this benefit.

Child Term Insurance: The rate for child term insurance is currently \$6.00 per year for \$10,000 coverage. This charge is deducted from the annual cash refund, if any.

AD&D on the Covered Person's Life: The current monthly charge is \$0.02 for Covered Persons at ages less than 65 and \$0.03 for ages 65 to 74 per \$1,000 of Net Amount at Risk. We will deduct a separate charge from your Certificate Fund each month for this additional insurance benefit.

Extended Death Protection During Total Disability: This is also called waiver of monthly deductions benefit. The current waiver charges will vary from \$0.002 to \$0.07 per \$1,000 of Net Amount of Risk per month. The rates vary by Attained Age, gender, and rate class of the Covered Person.

Prudential will take the charges from each investment option you have selected, in the same proportion that the value of your Certificate Fund is invested.

Generally, we will deduct these charges on the Monthly Deduction Date.

Charge For Other Taxes

We reserve the right to deduct a charge to cover federal, state, or local taxes that are imposed on the operations of the Account. These are taxes other than those described under **Charge For Taxes Attributable to Premiums** section above. Currently, we do not charge for these other taxes.

Fund Charges

As described in each Fund's prospectus, fees are deducted from and expenses are paid out of the assets in the Fund. Fund prospectuses are available at <https://www.prudential.com/employers/group-insurance/gvul-funds/> or by calling 800-562-9874. See **KEY INFORMATION**.

Commissions Paid To Broker-Dealers

The Group Contracts and Certificates are sold through broker/dealers authorized by Prudential Investment Management Services LLC ("PIMS") and applicable law to do so. PIMS, an indirect wholly owned subsidiary of Prudential Financial, Inc., acts as the principal underwriter of Group Contracts and Certificates. Compensation (commissions, overrides, and any expense reimbursement allowance) is paid to broker-dealers that are registered under the Securities Exchange Act of 1934 (the "Exchange Act") and/or entities that are exempt from such registration ("firms") according to one or more schedules.

Currently, no compensation is paid for the Group Contract issued to the AICPA Insurance Trust.

The maximum amount Prudential will pay to the broker/dealer for group sponsored programs implemented before February 22, 2010 to cover both the registered representative's commission and other distribution expenses will not exceed 15% of the premium payments over the term of the premium rate guaranteed period. Commissions to broker/dealers will not exceed 20% of the required premium for each certificate year for group sponsored programs implemented on or after February 22, 2010. In addition, supplemental compensation may be payable to the broker/dealer. Under Prudential's Supplemental Commission Program, the amount payable as supplemental compensation may range from 0% to 7% of premium. While the Group Variable Universal Life required premium is included in the program, investment premium in the Certificate Fund is not.

More information on commissions and other compensation paid for distribution of the Contract is provided under **DISTRIBUTION AND COMPENSATION**.

PERSONS HAVING RIGHTS UNDER THE CONTRACT

Group Contract Holder

The Group Contract Holder is the American Institute of Certified Public Accountants Insurance Trust.

Certificate Holder

The Participant is generally an Eligible Group Member who becomes a Covered Person under a group variable universal life plan. However, if the Certificate is assigned, then the assignee will become the Participant replacing any previous Participant. A Participant has all the rights and obligations under his or her Coverage, such as the right to surrender the Certificate. Subject to the limitations set forth in the Certificate, the Participant may, with respect to their Coverage:

1. designate and change the beneficiary;
2. make premium payments;
3. access certificate values through loans and withdrawals;
4. surrender his or her coverage;
5. allocate amounts in his or her Certificate Fund among the Variable Investment Options and/or the Fixed Account;
6. decrease Face Amount;
7. elect or decline optional Accidental Death and Dismemberment Benefit; and
8. elect or decline optional Extended Death Protection During Total Disability.

A Participant may assign his or her coverage. Any rights, benefits or privileges that the Participant has may be assigned without restriction. The rights assigned include, but are not limited to, any right to designate a beneficiary or to convert to another contract of insurance.

Applicant Owner

The Group Contract has an "Applicant Owner" provision. An "Applicant Owner" is a person who may apply for coverage on the life of an Eligible Group Member. If an Eligible Group Member agrees to let another person be the Applicant Owner of the Certificate, then that person would have all of the rights to make decisions about the coverage. References to "Participant" and "You" in this prospectus also apply to an Applicant Owner.

When naming an Applicant Owner, the Eligible Group Member must agree to have his or her life covered. Examples of people who may be Applicant Owners are the Eligible Group Member's spouse, child, parent, grandparent, grandchild, sister, brother, or the trustee of any trust set up by the Eligible Group Member. A person must have attained the age of majority to be an Applicant Owner. At any one time, only one person may be an "Applicant Owner" under a Certificate.

An "Applicant Owner" must fill out an enrollment form. The Eligible Group Member must sign the enrollment form to show his or her agreement. Prudential may require the Eligible Group Member to answer questions about his or her health, or to have a medical examination. If the Eligible Group Member satisfies all of the requirements to obtain coverage, including satisfactory evidence of insurability, we will approve the Eligible Group member for group variable universal life insurance. If we approve the enrollment form, we will issue the Certificate to the Applicant Owner.

However, states may require that the Certificate be initially issued to the insured Eligible Group Member. In those cases, the three year rule contained in the Internal Revenue Code section 2035 may apply. You should consult your tax advisor if you are considering having the Certificate issued to someone other than the insured Eligible Group Member.

Beneficiary

You have the right to name the beneficiary who will receive the Death Benefit from your Certificate. You must use the form that Prudential requires you to use. You may change the beneficiary at any time. You do not need the consent of the present beneficiary unless there has been an irrevocable beneficiary designation, a court order or other applicable legal requirement. If you have more than one beneficiary at the time the Covered Person dies, we will pay the Death Benefit in equal parts to each beneficiary, unless you have given us other instructions. In the event that you do not have a valid beneficiary on file at your death, the claim will be payable to the first of the following: your (a) surviving spouse; (b) surviving child(ren) in equal shares; (c) surviving parents in equal shares; (d) surviving siblings in equal shares; (e) estate.

OTHER GENERAL CONTRACT PROVISIONS

How Prudential Issues Certificates

To apply for coverage under a Group Variable Universal Life Insurance contract, an Eligible Group Member must fill out an enrollment form. Prudential may ask questions about the health of the person whose life is to be covered, and may ask that person to have a medical exam. If Prudential approves the person for coverage, that person will become a Covered Person under the Group Variable Universal Life Insurance.

Usually, the Eligible Group Member buys coverage on his or her own life from the coverage options available under the Group Contract. However, under your Group Contract, an Eligible Group Member may allow another person the right to make decisions about the coverage. When that happens, Prudential Insurance considers the other person to be a Participant. No matter whose life is covered, the Participant is the person who "owns" the right to make decisions about the coverage (for example, deciding who the beneficiary will be). When we use the term "Participant" or "You," we mean the person who owns those rights. When we use the term "Covered Person," we mean the person whose life is covered.

Prudential will issue a Certificate to each Participant. The Certificate tells you about your rights, benefits, coverage, and obligations under the Group Variable Universal Life Insurance. The minimum Face Amount of insurance for a Certificate is \$10,000.

Effective Date Of Insurance

When your Group Variable Universal Life Insurance begins depends on what day of the month you have completed all of the following requirements:

- You are eligible for insurance as a Participant; and

- You are in a Covered Class for that insurance; and
- You have met any evidence requirement for the insurance; and
- That Coverage is part of the Group Contract; and
- You have enrolled on a form approved by Prudential.

If you satisfy all of the above requirements prior to the twentieth day of a month, your insurance will begin on the first day of the month which next follows the date on which you meet all of the requirements. If you satisfy all of the above requirements on or after the twentieth day of a month, your Participant Insurance will begin on the first day of the month which follows the next following month on which you met all requirements.

Effective Date Of More Favorable Rate Class

When your more favorable rate class begins depends on what day of the month Prudential approves your completed enrollment form and when you satisfy any evidence requirements. If we approve your completed enrollment form and you have satisfied any evidence requirements prior to the twentieth day of a month, your more favorable rate class will begin on the first day of the month after you meet all of the requirements. If we approve your completed enrollment form and you have satisfied any evidence requirements on or after the twentieth day of a month, your more favorable rate class will begin on the first day of the second month after you meet all of the requirements.

Maximum Age

Generally, Prudential will not accept an enrollment form requesting coverage on an Eligible Group Member who is older than age 74. Also, a Participant's Face Amount of Insurance will end at the maximum age shown in the Certificate (usually, that is age 100).

When a Participant reaches the maximum age, we make available these two options:

- You may ask to receive the Cash Surrender Value of the Certificate. Prudential believes that a cash surrender upon termination of coverage will be subject to the same tax treatment as other surrenders. See **TAXES**.
- You can remain invested in your investment options. Under this option, we will no longer deduct monthly charges for the cost of insurance. The Death Benefit will change. Specifically, the Death Benefit will be equal to the amount of the Certificate Fund, minus any Certificate Debt and outstanding charges. The Death Benefit will no longer include the Face Amount of insurance. Also, we will no longer allow you to make premium contributions. You can still make loan repayments.

The Face Amount of your life insurance coverage may be reduced when you become 75 years old, and again when you become 80 years old. See **Changes In Face Amount Of Insurance**. Also, additional insurance coverages, such as Accidental Death and Dismemberment or Extended Death Protection During Total Disability, will end according to separate rules. See the **ADDITIONAL INSURANCE BENEFITS AVAILABLE UNDER THE CONTRACT** section. You should refer to your Certificate to learn when coverage under your Certificate will end.

Canceling The Certificate ("Free Look")

Generally, you may return a Certificate for a refund within 30 days after you receive it. This 30-day period is known as the "free look" period. Some states allow a longer period. You can ask for a refund by mailing or delivering the Certificate to Aon Securities LLC. (You may not ask for a refund if your Certificate is a replacement for one previously issued under the Group Contract.)

If you cancel your coverage during the free look period, we will generally refund the premium payments you made, minus any loans or withdrawals that you took. We will not add or subtract any gain or loss that would have come from the investment options you chose (unless a state law requires that we take those gains or losses into account when we make a refund). When we make a refund, we will not deduct any charges. The amount refunded will be further reduced by any applicable federal and state income tax withholding. Prudential reserves the right to limit premiums and transactions during the free look period.

During the first 30 days after the initial Certificate Date, your premium payments will be invested in the Fixed Account.

If there is a change in your coverage that results in a new Certificate Date, the free look provision will not apply.

Assignment

You may assign your Certificate, including all rights, benefits and privileges that you have to someone else. If you do, you should consider the references to "you" in this prospectus as applying to the person to whom you validly assigned your Certificate.

Prudential will honor the assignment only if:

- You make the assignment in writing;
- You sign it; and
- Aon Securities LLC receives a copy of the assignment, or Prudential receives a copy of the assignment at the Prudential office shown in your Certificate.

We are not responsible for determining whether the assignment is legal or valid. Certificates that have been assigned are not permitted to use electronic transactions.

If you assign a Certificate that is a Modified Endowment Contract, it might affect the way you are taxed. It might also affect the way the person to whom you assign the Certificate is taxed. See **TAXES**.

Premium Refunds

The Group Contract is eligible to receive Premium Refunds. We do not guarantee that we will pay Premium Refunds. We decide the amount and manner of calculating any Premium Refunds. This calculation may use factors, charges, expenses or other assumptions that differ from those actually charged or described in the Group Contract. If there is a Premium Refund, Prudential will pay it to your Group Contract Holder. The AICPA Insurance Trust will pass it on to the subscribers in the form of an annual cash refund. Ordinarily, any annual cash refund will be reinvested in your insurance – that is, as a premium payment. However, you may choose to receive your refund in cash by notifying Aon Securities LLC in writing.

Suicide Exclusion

Generally, if the Covered Person dies by suicide within two years from the Certificate Date, Prudential will not pay the Death Benefit described in other sections of this prospectus. Instead, we will pay your beneficiary an amount equal to your premium payments minus any Certificate Debt and any withdrawals, since the Certificate Date or reinstatement. This limit will apply whether the suicide occurred while the Covered Person was sane or insane.

If the Covered Person dies by suicide within two years after the effective date of an increase in the Face Amount of your Certificate that required our approval, we will not pay the increased amount of insurance. Instead of the amount of the increase, we will pay your beneficiary the monthly charges that were attributable to the increased amount. Again, this limit will apply whether the suicide occurred while the Covered Person was sane or insane.

Incontestability

After your Certificate has been in force for two years or more during the Covered Person's lifetime, Prudential will not contest liability under the Certificate. We will also not contest liability for any change in your Certificate that required our approval after the change has been in force for two years or more during the Covered Person's lifetime.

Misstatement Of Age And/Or Gender

If the Covered Person's age is stated incorrectly in the Certificate and the error is detected prior to their death, we will adjust the monthly cost of insurance deduction to reflect the proper amount based on the correct age. If an adjustment results in an increased cost of insurance, Aon Securities LLC will bill for the difference. If an adjustment results in a decreased cost of insurance, Aon Securities LLC will refund the difference. If the change in age affects the amount of the person's insurance, Prudential will change the amount and the cost of insurance accordingly.

If the Covered person's gender at birth is misstated and updated in our records, the monthly cost of insurance will be revised starting with the next month. Also, we will adjust the first monthly cost of insurance deduction after we update our records. This adjustment will reflect the sum of the differences each month since October of 2005 (or effective date, if later). Misstatements of age or gender are not restricted to the incontestability provision described above.

Termination Of a Group Contract Holder's Participation

The Group Contract Holder may decide to terminate the Group Contract with Prudential, by giving Prudential 90 days' written notice.

In addition, Prudential may terminate a Group Contract:

- If the aggregate Face Amount of all Certificates, or the number of Certificates in force, falls below the permitted minimum, by giving the Group Contract Holder 90 days' written notice; or
- If the Group Contract Holder fails to remit premium payments to Prudential in a timely way.

Termination of the Group Contract means that the Group Contract Holder will not remit premiums to Prudential. In that event, no new Certificates will be issued under the Group Contract. How the termination affects you is described in the **Options On Termination Of Coverage** section below. The options that are available to you from Prudential may depend on what other insurance options are available to you. You should refer to your particular Certificate to find out more about your options at termination of coverage.

Participants Who Are No Longer Eligible Group Members

If you are no longer a member of either the AICPA or any State Society of CPAs, you are no longer eligible for coverage. Your Group Variable Universal Life Insurance will end on the last day of the month in which Aon Securities LLC receives notice that you are no longer eligible for coverage.

If your insurance ends, you have the options of Conversion, Paid-Up Coverage, or payment of Cash Surrender Value, which are described in the **Options Upon Termination Of Coverage** section below. If you are a member of both the AICPA and a State Society of CPAs, and you end one of those memberships, your coverage may be reduced. If that happens, you will have a Conversion Privilege to the extent of the reduction.

Options Upon Termination Of Coverage

Your insurance coverage under the Group Contract will end when the Group Contract itself ends or when you are no longer an Eligible Group Member. If the Group Contract ends, the effect on Participants depends on whether or not the Group Contract Holder replaces the Group Contract with another life insurance contract that allows for the accumulation of cash value. Generally, here is what will happen:

- If the Group Contract Holder **does** replace the Group Contract with another life insurance contract that allows for the accumulation of cash value, Prudential will terminate your Certificate. We will also transfer the Cash Surrender Value of your Certificate directly to that new contract, unless you elect to receive the Cash Surrender Value of your Certificate. If you had Certificate Debt that is not carried forward as a loan on the new certificate, that amount of your debt will be immediately taxable to the extent of any gain.
- If the Group Contract Holder **does not** replace the Group Contract with another life insurance contract that allows for the accumulation of cash value, you will have the options of converting your Certificate, purchasing Paid-Up Coverage, or receiving the Cash Surrender Value. Each option is listed below in more detail.

Conversion

You may elect to convert your Certificate to an individual life insurance policy without giving Prudential evidence that the Covered Person is in good health. To elect this option, you must apply for it and pay the first premium:

- Within 31 days after your Certificate coverage ends or reduces without your request, if you were given notice no more than 15 days after the coverage under the Group Contract ends or is reduced; or
- Within 45 days after you were given notice that your Certificate coverage ends or reduces without your request, if you were given notice more than 15 days, but less than 90 days, after the coverage under the Group Contract ends or is reduced; or
- Within 90 days after your Certificate coverage ends or reduces without your request, if you were not given written notice.

You may select any form of individual life insurance policy issued by The Prudential Insurance Company of America (other than term insurance) that Prudential normally makes available to persons who are the same age as you and who are asking for the same amount of life insurance. Your premiums for the individual life insurance policy will be based on the type and amount of life insurance you select, your age and your risk class.

If your coverage reduces without your request, you may convert the amount of the reduction. If your coverage ends because you are no longer an Eligible Group Member, the amount you are able to convert may not exceed the total amount of life insurance ending for you reduced by:

- The amount of your Certificate Fund needed to cancel any loan due;
- The amount of any paid-up insurance you may have purchased by using your Certificate Fund after the Face Amount of insurance ends; and
- The amount of group life insurance, from any carrier, for which you become eligible within the next 45 days.

If a Covered Person dies within 90 days after the Certificate ends or reduces it without your request and you otherwise had the right to convert to an individual policy, we will pay a Death Benefit under the Certificate. The Death Benefit will be equal to the amount of individual insurance you could have had if you had actually made the conversion to the individual policy.

Paid-Up Coverage

You may elect to use your Certificate's Cash Surrender Value for Paid-Up Coverage on the Covered Person. The insurance amount will depend on the Cash Surrender Value and on the Covered Person's date of birth. The amount of Paid-Up Coverage cannot be more than your Certificate's Death Benefit right before you elect Paid-Up Coverage. Once you elect Paid-Up Coverage, it will be the only coverage provided under your Certificate.

You may elect this option within 61 days of the date your Certificate ended. Prudential will make the Paid-Up Coverage effective as of the end of the Business Day on which Aon Securities LLC receives your request on the form we require you to use for this purpose. If you elect this option, your insurance may become a Modified Endowment Contract under the Internal Revenue Code. See **TAXES**.

Payment of Cash Surrender Value

You may receive the Cash Surrender Value by surrendering your Certificate. To do this, you must make a request to Aon Securities LLC on the form that we require you to use for this purpose. The election of this option may have tax consequences. See **TAXES**.

If you do not choose one of the options described above within 61 days of the date the Certificate ends, we will exchange your Certificate Fund for Paid-Up Coverage if your Certificate Fund value is at least \$1,000. If it does not have that much value, we will pay the Cash Surrender Value.

DEATH BENEFITS

When Death Benefit Proceeds Are Paid

Generally, we will pay any Death Benefit to the beneficiary you have named after all the documents required for such a payment are received in Good Order at the office designated to receive that request. The Death Benefit is determined as of the date of death. If we do not receive instructions on where to send the death benefit payment within 5 years (or less where required by state law) of the date of death, the funds will be escheated.

Amount Of The Death Benefit

The Death Benefit is the Face Amount of insurance plus the value of the Certificate Fund as of the date of death minus any Certificate Debt and any past due monthly charges. But, the Death Benefit will not be less than the Face Amount of insurance shown plus the amount of any additional insurance benefit, if the Covered Person's insurance is not in default and there is no Certificate Debt. If the date of death is not a business day, the Subaccount portion of the Certificate Fund will be valued using the next Business Day.

When a Covered Person attains age 100, the person's Death Benefit will be equal to the Certificate Fund, less any Certificate Debt outstanding and any past due monthly charges. The Face Amount of Insurance ends, the monthly Expense Charges for the Cost of Insurance will no longer be required and Prudential will no longer accept premiums. Any additional provisions that may have been part of the Variable Universal Life Coverage will end.

Adjustment In The Death Benefit

The Certificate Fund may have grown to the point where we would need to increase the Death Benefit to be certain that the insurance will meet the Internal Revenue Code's definition of life insurance using the "Cash Value Accumulation Test".

If that were the case for your Certificate, we would increase the Death Benefit (before we deduct any Certificate Debt and outstanding charges) to make it equal the Certificate Fund divided by the Net Single Premium per dollar of insurance for the Covered Person's Attained Age. For this purpose, we base the Net Single Premium on the 2001 CSO Table, and interest rates as described in the Internal Revenue Code, Section 7702.

Death Claim Settlement Options

Prudential may make a range of settlement and payment options available to group life insurance beneficiaries. The standard method of settling group life insurance benefits for the AICPA Insurance Trust is payment via a lump sum check.

The following settlement options are also available (please note availability of options is subject to change). If the beneficiary elects one of these settlement options, the tax treatment of the Death Benefit may be different than it would have been had the option not been elected. Please consult your tax advisor for advice.

Prudential's Alliance Account®

Another way of settling claims of \$5,000 or more in total benefits is via a retained asset account, whereby Prudential establishes an interest bearing Alliance Account® in the beneficiary's name while the funds are held in Prudential's general account. The full amount of life insurance proceeds payable to the claimant is settled in a single distribution by the establishment of Prudential's Alliance Account®. Beneficiaries are notified of claim approval resulting in settlement via Prudential's Alliance Account® and are mailed a welcome kit containing a personalized draft book with drafts that the beneficiary can use as he/she would use bank checks. Prudential's Alliance Account® kits also contain disclosures explaining the operation of the account. The beneficiary can access all funds immediately by writing a draft for the entire amount, may leave funds in the account as long as desired, and preserves the ability to transfer all or some funds to other settlement options as available. Statements are mailed at least quarterly, or as frequently as monthly based on activity in the account. Prudential's Alliance Account® has no monthly charges, per draft charges or draft reorder charges but may incur fees for special services such as stop payment requests, requests for draft copies, or requests for priority delivery of additional drafts; a complete list of applicable fees is available upon request.

Prudential's Alliance Account® begins earning interest immediately and continues earning interest until all funds are withdrawn or the account is closed based on any minimum balance requirement, in which event a close-out check is sent to the beneficiary. Interest is accrued daily, compounded daily, and credited monthly. The interest rate may change at any time, subject to a minimum rate applicable for successive 90 day periods, and is adjusted at Prudential's discretion based on variable economic factors and may be more or less than the rate Prudential earns on the funds in the account. Changes in the minimum interest rate, if any, are communicated to Prudential's Alliance accountholders in advance via their quarterly statements or by calling customer support. Prudential Alliance Account® includes dedicated customer support and can obtain information 24-hours a day via an automated system. State law requires that if there is no account activity and we have not had contact with the accountholder after a number of years (which time period varies by state), the account may be considered dormant. If the Prudential Alliance Account® becomes dormant, the accountholder will be mailed a check for the remaining balance plus interest, at their last address shown on our records. If the accountholder does not timely cash that check, their funds will be transferred to the state as unclaimed property. If the funds are transferred to the state, the accountholder may claim those funds from the state but they may be charged a fee by the state. Once the funds are transferred to the state, we no longer have any liability with respect to the accountholder's Prudential's Alliance Account®.

Prudential's Alliance Account® is backed by the financial strength of The Prudential Insurance Company of America. All funds are held within Prudential's general account. It is not FDIC insured because it is not a bank product. Funds held in Prudential's Alliance Account are guaranteed by State Guaranty Associations. Please contact the National Organization of Life and Health Insurance Guaranty Associations (www.nolhga.com) to learn more about coverage or limitations. State Guaranty Fund coverages are not determined by Prudential. For further information, the State Department of Insurance may also be contacted. Prudential may contract with third parties to provide draft clearing, account servicing and processing support. Prudential's Alliance Account is not available for payments less than \$5,000 in total benefits, payments to individuals residing outside the United States and its territories, nor certain other payments. These payments will be paid by lump sum check. Beneficiaries may wish to consult a tax advisor regarding interest earned on the account.

Prudential's Alliance Account® is a registered trademark of The Prudential Insurance Company of America. Questions about Prudential's Alliance Account® can be directed to Alliance Customer Service toll free at 877-255-4262 or by writing to Prudential's Alliance Account®, PO BOX 535486, Pittsburgh, PA 15253.

Payments for a Fixed Period

The Death Benefit plus interest may be paid over a fixed number of years (1 to 25) either monthly, quarterly, semi-annually, or annually. The payment amount will be higher or lower depending on the period selected and the interest rate may change. Beneficiaries may withdraw the total present value of payments not yet made at any time.

Payments in Installments for Life

The Death Benefit may provide monthly payments in installments for as long as the beneficiary lives. Beneficiaries may choose a guaranteed minimum payment period (5, 10, or 20 years) or an installment refund, which will guarantee that the sum of the payments equals the amount of the Death Benefit payable under this option. If the beneficiary dies before Prudential has made all guaranteed payments, we will pay the present value of the remaining guaranteed payments to a payee your beneficiary designates. If your beneficiary does not choose a payment period, no Death Benefits will be paid.

Payment of a Fixed Amount

The beneficiary may choose an income payment of a stated amount either monthly, quarterly, semi-annually, or annually. Prudential will make the payment until the proceeds and interest earned are fully paid. Your beneficiary receives a guaranteed specified sum for a limited number of years. The interest rate can change. Any interest credited will be used to extend the payment period.

Under each of the previously-mentioned alternative options, each payment must generally be at least \$20.

Interest Income

All or part of the proceeds may be left with Prudential to earn interest, which can be paid annually, semi-annually, quarterly, or monthly. The minimum deposit is \$1,000. This option allows your beneficiary to choose another settlement option at a later time. Withdrawals of \$100 or more (including the entire unpaid Death Benefit) can be made at any time.

Lump Sum Check

Your beneficiary may choose to receive the full death benefit in a single lump sum check.

Changes In Face Amount Of Insurance

The Face Amount of insurance may increase or decrease. You may choose to increase or decrease the Face Amount of your insurance at certain times according to the Group Contract and Prudential's rules. The Face Amount may also decrease automatically when you reach age 75 and age 80. Here are some general statements about changes in your Face Amount of insurance. You should read your Certificate to learn how changes work in your case.

When your Face Amount of insurance changes - whether it increases or decreases - the change may cause your insurance to be treated as a Modified Endowment Contract under the Internal Revenue Code. When we identify such a situation, we generally will notify you and ask whether you want us to process the Face Amount of insurance change. When you respond to this notification, we will process the change as you have requested in your response as of the date we receive your response. Also, a decrease in coverage may limit the amount of premiums that you may contribute in the future. See **TAXES**. You should consult your tax advisor before you change the Face Amount of your insurance.

Increases in Face Amount

Whether you are eligible to increase the Face Amount will depend on several factors at the time you request an increase. These factors include:

- your current Face Amount;
- your age;
- your AICPA membership;
- your State Society of CPA membership; and
- the schedule of coverage available.

When we receive a request to increase the Face Amount of insurance, Prudential may ask questions about the Covered Person's health, or require the Covered Person to have a medical exam, before the increase can become effective. Based on the answers to the questions or on the exam, Prudential may not allow the increase.

An increase in the Face Amount will result in higher insurance charges because our Net Amount at Risk will increase.

Decreases in Face Amount

Whether you are eligible to decrease the Face Amount will depend on several factors at the time you request a decrease. These factors include:

- The reduced Face Amount must be a scheduled amount available to you.

- A Participant may not decrease the Face Amount to less than \$10,000 or below the minimum amount required to maintain status as life insurance under federal tax laws.
- The Face Amount may decrease automatically when you attain ages 75 and 80.

We will calculate the change in the Face Amount at the end of the first Business Day on or after the receipt of your instructions to decrease the Face Amount or when you attain age 75 or 80. The actual decrease will generally take effect on the first Monthly Deduction Date after that. Sometimes it may take an additional month before the charges change. If that happens, we will adjust the amount we deduct the first month after the decrease takes effect to credit you for any extra monthly charges we deducted the previous month.

How We Calculate the Face Amount of Your Insurance When You Reach Age 75 and Age 80

When you reach age 75, we will reduce the Face Amount to:

1. Five times the value of the Certificate Fund, or
2. 75% of the Face Amount prior to age 75, whichever is greater

When you reach age 80, we will reduce the Face Amount to:

1. Five times the value of the Certificate Fund, or
2. 50% of the Face Amount prior to age 75, whichever is greater

Once the Face Amount is recalculated, it will be rounded to the next highest \$1,000 increment. Reductions at ages 75 and above do not affect preferred rate eligibility as long as the reduced Face Amount is at least \$188,000. We will determine the amount of any reduction that occurs due to your attainment of an age on the later of (1) the Contract Anniversary coinciding with or next following your attainment of the reduction age and (2) the Contract Anniversary (October 1) on or after the tenth anniversary of the day on which you became insured for GVUL under the Group Contract.

The value of the Certificate Fund used in determining the reduced Face Amount will be calculated on the last Business Day prior to the effective date of the reduction.

But in no event will your ultimate Face Amount of insurance, as determined above, exceed your amount of insurance on the day prior to your attainment of the reduction age. Nor will your amount of insurance at any time be reduced to an amount below an amount required to keep the coverage within the definition of the life insurance under the Internal Revenue Code of 1986, or successor law, without reducing the Certificate Fund.

ADDITIONAL INSURANCE BENEFITS AVAILABLE UNDER THE CONTRACT

In addition to the standard death benefit(s) associated with your Certificate, other standard and/or optional benefits may also be available to you. The following table summarizes information about those additional insurance benefits. Information about applicable fees associated with each benefit included in this table may be found in the **FEE TABLE**.

Name Of Benefit	Purpose	Is Benefit Standard Or Optional	Brief Description Of Restrictions/Limitations
Accelerated Benefit Option	Provides for an early lump sum payment of part of the Certificate's Death Benefit when the Covered Person is diagnosed as being terminally ill.	Standard	<ul style="list-style-type: none"> • Subject to certain eligibility requirements, and approval of the claim. • We will not pay an accelerated benefit option if you are required to elect it to meet the claims of creditors or to obtain a government benefit.
Accidental Death and Dismemberment Benefit	Provides insurance for accidental loss of life, sight, hand, or foot.	Optional	<ul style="list-style-type: none"> • Excludes certain types of losses. • We will not pay a benefit on any Accidental Death Benefit type rider if the death or injury is caused or contributed to by war or act of war, declared or undeclared, including resistance to armed aggression.
Extended Death Protection During Total Disability	Provides protection during total disability.	Optional	<ul style="list-style-type: none"> • Subject to satisfactory proof of continued total disability.
Child Term Benefit	Provides term life insurance coverage on qualified dependents.	Optional	<ul style="list-style-type: none"> • Dependent(s) must be unmarried, living at birth, and less than 25 years old. • Will reduce the amount of the annual refund that could otherwise be received from your Group Contract Holder.

The following additional insurance benefits are available to you, either automatically or as options.

Accelerated Benefit Option

You are automatically covered for the Accelerated Benefit Option. Under an accelerated benefit option (referred to in your Certificate as Option to Accelerate Payment of Certain Death Benefits), You can elect to receive an early lump sum payment of part of the Certificate's Death Benefit when the Covered Person is diagnosed as being terminally ill. "Terminally ill" means the Covered Person has a life expectancy of 6 months or less. You must give Prudential satisfactory evidence that the Covered Person is terminally ill.

The amount of the accelerated payment will be equal to a portion of the Covered Person's Net Amount at Risk or Face Amount or Paid-up Coverage, plus a portion of the Covered Person's Certificate Fund. Generally, the minimum election is the lesser of 25% of the Face Amount or Paid-up Coverage and \$50,000 and the maximum election is the lesser of 75% of the Face Amount or Net Amount at Risk or Paid-up Coverage and \$1,000,000. If you elect to receive payment under the Accelerated Benefit Option, then the total amount otherwise payable on the Covered Person's death will be reduced by the amount of the accelerated payment.

We will not pay an accelerated benefit if coverage was assigned or if you are required to elect it to meet the claims of creditors or to obtain a government benefit. We can furnish details about the amount of accelerated benefit that is available to you. Unless required by law, you can no longer request an increase in the Face Amount of your Certificate once you have elected to receive an accelerated benefit. The amount of future premium payments you can make may also be limited.

Adding the Accelerated Benefit Option to your Certificate will not affect the way you are taxed. This income tax exclusion may not apply if the benefit is paid to someone other than the Participant. But, if you actually receive proceeds from the Accelerated Benefit Option, it could have tax consequences and may affect your eligibility for certain government benefits or entitlements. In general, the accelerated benefit option is excluded from income if the Covered Person is terminally ill or, if provided for under your contract, chronically ill as defined in the tax law (although the exclusion in the latter case may be limited). You should consult a tax advisor before you elect to receive this benefit.

Example:

Shown below is a hypothetical example of how an accelerated benefit under the Terminal Illness Option will impact the Certificate. The figures used are for illustrative purposes only and are not guaranteed.

In this hypothetical example assume (1) a Death Benefit of \$200,000, (2) an insured with an assumed life expectancy of 6 months. Certificate Debt is subtracted from the accelerated benefit.

	Certificate values before acceleration of Death Benefit:	Certificate values after acceleration of Death Benefit:	
		75% Accelerated 25% Death Benefit	50% Accelerated 50% Death Benefit
	- - -		
Accelerated Benefit:	-	\$158,370.00	\$105,580.00
Insurance Amount:	\$200,000.00	\$50,000.00	\$100,000.00
Certificate Debt:	\$1,040.00	\$260.00	\$520.00
Insurance Amount Net of Debt:	\$198,960.00	\$49,740.00	\$99,480.00
Certificate Fund:	\$12,200.00	\$3,050.00	\$6,100.00
Surrender Charge:	\$0.00	\$0.00	\$0.00
Death Benefit:	\$211,160.00	\$52,790.00	\$105,580.00

Accidental Death And Dismemberment Benefit

If you are younger than age 75, you may be covered for an Accidental Death and Dismemberment Benefit. You may elect to decline an Accidental Death and Dismemberment Benefit. An Accidental Death and Dismemberment Benefit provides you insurance for accidental loss of life, sight, hand, or foot.

This benefit excludes certain types of losses. For example, losses due to suicide or attempted suicide, diseases and infirmities, medical or surgical treatments are not covered. We will not pay a benefit on any Accidental Death Benefit type rider if the death or injury is caused or contributed to by war or act of war, declared or undeclared, including resistance to armed aggression. This restriction includes service in the armed forces of any country at war. The benefit may be subject to other exclusions from coverage, age limitations, and benefit limitations.

Any Accidental Death and Dismemberment coverage you may have will be extended when you are Totally Disabled under the Extended Death Protection During Total Disability additional insurance benefit and the Accidental Death and Dismemberment charges will be waived.

You should refer to your Certificate to learn the details of any benefit that may be available to you. This benefit ends when you reach age 75.

Extended Death Protection During Total Disability

You may choose an extended Death Benefit option (also referred to as Waiver of Cost of Insurance Charges) that continues to provide you with protection while you are totally disabled. Under this provision, Prudential Insurance will waive your monthly charges if you became totally disabled prior to age 60 and after you have been totally disabled nine continuous months.

We will extend your insurance coverage as long as you remain disabled for successive one-year periods, until age 75 if you were disabled before 10/1/2015. If you were disabled on or after 10/1/2015, we will extend your insurance coverage as long as you remain disabled for successive one-year periods, until age 80. At age 75 or 80 whichever is applicable, Monthly Charges will again be deducted and coverage may lapse if the Certificate Fund is insufficient. See **LAPSE AND REINSTATEMENT**.

You must provide satisfactory proof of continued total disability.

Child Term Benefit

You may choose a child term insurance benefit. This life insurance benefit covers your dependent child or children. The child must be unmarried, living at birth and less than 25 years old. You should refer to your Certificate to learn the details of any benefit that may be available to you.

If you choose this optional benefit, it will reduce the amount of the annual cash refund that you could otherwise receive from your Group Contract Holder.

PREMIUMS

Your Group Variable Universal Life Insurance has flexible premiums.

Routine Premium Payments

You will usually be able to decide how often to make premium payments and how much each premium payment will be. You must make sure that there is enough value in your Certificate Fund--minus Certificate Debt and outstanding charges-- to cover each month's charges. If there is not, your insurance will end (in insurance terms, it will "lapse"). If the balance in your Certificate Fund is less than the amount of any month's charges, you must make a premium payment that increases your Certificate Fund balance above this minimum amount. You must make that payment during the grace period. If you don't, your insurance coverage will end. See the **LAPSE AND REINSTATEMENT** section to learn how your insurance will end and what you can do to stop it from ending.

You will also be required to pay a minimum initial premium to become a Participant. The minimum initial premium equals the cost of coverage for the first two months.

Additional Premium Payments

In addition to routine premium payments, you may make additional premium payments at any time. Prudential reserves the right to limit the amount of additional premiums.

How You Will Pay Premiums

Participants will remit payments to the AICPA Insurance Trust which are the Contributions described in your Certificate. The AICPA Insurance Trust will make payments called premiums to Prudential when your Contributions are passed on to us.

Deducting Premiums by Automatic Debit

You may choose to have your premium deducted automatically from your checking or savings account.

Effect Of Premium Payments On Tax Status

If you pay additional premiums, we may need to increase your Death Benefit (and corresponding cost of insurance charges) to continue to qualify it as life insurance for federal tax purposes. Also, if you make premium payments above certain limits, the tax status of the insurance may change to that of a Modified Endowment Contract under the Internal Revenue Code. That status could have significant disadvantages from a tax standpoint. We have procedures designed to identify most situations in which a premium payment would cause your Certificate to be treated as a Modified Endowment Contract. When we identify such a situation, we generally will notify you and ask whether you want us to refund the premium payment. If you fail to respond within a reasonable time, we will continue to process the premium payment as usual.

If you have notified us in the past 13 months that you want us to refund excess premium payments causing Modified Endowment Contract treatment and we receive any excess payment which is less than \$100.00, then we may, without additional notification by you, sell the minimum number of shares necessary so as not to cause your Certificate to be treated as a Modified Endowment Contract.

We reserve the right to return any premium payment that would cause your insurance to fail to qualify as life insurance under applicable tax laws, or that would increase the Death Benefit by more than it increases the Certificate Fund. See **TAXES**.

Processing and Valuing Transactions

Prudential is generally open to process financial transactions on those days that the New York Stock Exchange (NYSE) is open for trading. There may be circumstances where the NYSE does not open on a regularly scheduled date or time or closes at an earlier time than scheduled (normally 4:00 p.m. Eastern Time). Generally, financial transactions received in Good Order before the close of regular trading on the NYSE will be processed according to the value next determined following the close of business. Financial transactions received on a non-business day or after the close of regular trading on the NYSE will be processed based on the value next computed on the next Valuation Day.

We will not process any financial transactions involving purchase or redemption orders on days the NYSE is closed. Prudential will also not process financial transactions involving purchase or redemption orders or transfers on any day that:

- trading on the NYSE is restricted;
- an emergency, as determined by the SEC, exists making redemption or valuation of securities held in the Separate Account impractical; or

- the SEC, by order, permits the suspension or postponement for the protection of security holders.

In certain circumstances, we may need to correct the processing of an order. In such circumstances, we may incur a loss or receive a gain depending upon the price of the security when the order was executed and the price of the security when the order is corrected. With respect to any gain that may result from such order correction, we may retain any such gain as additional compensation for these correction services.

Allocation Of Premiums

Prudential will allocate premium payments to your Certificate Fund after we deduct any charges that apply. The amount of your premium after we deduct those charges is called the "Net Premium." See **CHARGES AND EXPENSES**. Your Contract may include Funds that are not currently accepting additional investments. Prudential may determine to stop accepting additional investments in any Variable Investment Option.

Here's how Prudential will credit your Net Premiums: we generally will credit your Net Premium to your investment options at the end of the Business Day on which your payment is received in Good Order. Any premium payments received before the Certificate Date will be deposited as of the Certificate Date.

- **BEFORE THE CERTIFICATE DATE.** Any premium payment that is received before the Certificate Date and any premium payment that is not in Good Order will be held (on your behalf) in a suspense account and we may earn interest on such amount. You will not be credited interest on those amounts. The monies held in the suspense account may be subject to claims of our general creditors. If we receive a premium payment before we have approved your enrollment under the Group Contract, however, we generally will return the premium payment to you.
- **DURING THE FIRST 30 DAYS THAT YOUR CERTIFICATE IS IN EFFECT.** We will allocate any Net Premiums that we receive during the first 30 days to the Fixed Account. We will leave the Net Premiums in the Fixed Account for those first 30 days.
- **AFTER YOUR CERTIFICATE HAS BEEN IN EFFECT FOR 30 DAYS.** After your Certificate has been in effect for 30 days, Prudential will credit any Net Premiums to your Certificate Fund and allocate it to the investment options you selected.

If you have not given us complete instructions on how you want Net Premiums to be invested, we will leave your Net Premiums invested in the Fixed Account until you furnish complete information.

Subsequent premium payments received without the appropriate information will be held in a suspense account. If the appropriate information is received, the money will be applied to the Participant's account. If the appropriate information is not received, the money will be returned. This applies to funds and information received from the Group Contract Holder where there is not sufficient Participant data necessary to apply the money to a Participant's account.

Changing The Allocation Of Future Premium Payments

You may ask to change the way your future premium payments will be allocated among the investment options. Aon Securities LLC will give you a form to use for this purpose. The minimum percent that you may allocate to an available investment option is 5%. All allocations must be in whole percentages.

We do not currently charge for changing the allocation of your future premiums. We may charge for changes in the future.

Transfers/Restrictions On Transfers

You may transfer amounts from one investment option to another. You may request a transfer in terms of dollars (such as a transfer of \$10,000 from one available option to another) or in terms of a percent reallocation (such as a transfer of 25% of your Certificate Fund from one option to another). The minimum percent that you may allocate to an available investment option is 5%. All allocations must be in whole percents.

For the first 20 transfers in a Certificate Year, you may transfer amounts by proper written notice, or electronically. See the Statement of Additional Information for procedure information. After you have submitted 20 transfers in a Certificate Year, we will accept subsequent transfer requests only if they are in a form acceptable to us, bear an original signature in ink, and are sent to us by U.S. regular mail. After you have submitted 20 transfers in a Certificate Year, a subsequent transfer request by fax or electronic means will be rejected, even in the event that it is inadvertently processed.

Multiple transfers that occur during the same day, but prior to the end of the valuation period for that day, will be counted as a single transfer.

There is no transaction charge for the first 12 transfers among investment options per Certificate Year. We may charge an administrative charge of up to \$20 for each transfer exceeding 12 in any Certificate Year.

For purposes of the 20 transfer limit, we currently do not count transfers that involve one of our systematic programs, such as Dollar Cost Averaging. For additional information, please see the **Dollar Cost Averaging** section below.

The Group Contract was not designed for professional market timing organizations, other organizations, or individuals using programmed, large, or frequent transfers. Large or frequent transfers among Variable Investment Options in response to short-term fluctuations in markets, sometimes called “market timing,” can make it very difficult for Fund advisers/sub-advisers to manage the Variable Investment Options. Large or frequent transfers may cause the Funds to hold more cash than otherwise necessary, disrupt management strategies, increase transaction costs, or affect performance to the disadvantage of other Participants. If we (in our own discretion) believe that a pattern of transfers or a specific transfer request, or group of transfer requests, may have a detrimental effect on the share prices of the Variable Investment Options, or we are informed by a Fund (e.g., by the Fund’s adviser/sub-adviser) that the purchase or redemption of shares in the Variable Investment Option must be restricted because the Fund believes the transfer activity to which such purchase or redemption relates would have a detrimental effect on share price of the affected Variable Investment Option, we may modify your right to make transfers by restricting the number, timing, and amount of transfers. We reserve the right to prohibit transfer requests made by an individual acting under a power of attorney on behalf of more than one Participant. We will immediately notify you at the time of a transfer request if we exercise this right.

Any restrictions on transfers will be applied uniformly to all Participants, and will not be waived. However, due to the discretion involved in any decision to exercise our right to restrict transfers, it is possible that some Participants may be able to effect transactions that could affect Fund performance to the disadvantage of other Participants.

Your Group Contract may include Funds that are not currently accepting additional investments. See the section titled **The Prudential Variable Contract Account GI-2**.

Owners of variable life insurance or variable annuity contracts that do not impose the above-referenced transfer restrictions might make more numerous and frequent transfers than Participants and other contract owners who are subject to such limitations. Contract owners who are not subject to the same transfer restrictions may have the same Variable Investment Options available to them, and unfavorable consequences associated with such frequent trading within the Variable Investment Option (e.g., greater portfolio turnover, higher transaction costs, or performance or tax issues) may affect all contract and Participants.

The Funds have adopted their own policies and procedures with respect to excessive trading of their respective shares, and we reserve the right to enforce these policies and procedures. The prospectuses for the Funds describe any such policies and procedures, which may be more or less restrictive than the policies and procedures we have adopted. Under SEC rules, we are required to: (1) enter into a written agreement with each Fund or its principal underwriter that obligates us to provide to the Fund promptly upon request certain information about the trading activity of individual Contract owners, and (2) execute instructions from the Fund to restrict or prohibit further purchases or transfers by specific Contract owners who violate the excessive trading policies established by the Fund. In addition, you should be aware that some Funds may receive “omnibus” purchase and redemption orders from other insurance companies or intermediaries such as retirement plans. The omnibus orders reflect the aggregation and netting of multiple orders from individual owners of variable insurance contracts and/or individual retirement plan participants. The omnibus nature of these orders may limit the Funds in their ability to apply their excessive trading policies and procedures. In addition, the other insurance companies and/or retirement plans may have different policies and procedures or may not have any such policies and procedures because of contractual limitations. For these reasons, we cannot guarantee that the Funds (and thus Contract owners and Participants) will not be harmed by transfer activity relating to other insurance companies and/or retirement plans that may invest in the Funds.

A Fund also may assess a short term trading fee in connection with a transfer out of the Variable Investment Option investing in that Fund that occurs within a certain number of days following the date of allocation to the Variable Investment Option. Each Fund determines the amount of the short term trading fee and when the fee is imposed. The fee is retained by or paid to the Fund and is not retained by us. The fee will be deducted from your Contract Value to the extent allowed by law. At present, no Fund has adopted a short-term trading fee.

Although our transfer restrictions are designed to prevent excessive transfers, they are not capable of preventing every potential occurrence of excessive transfer activity.

Transfers will take effect as of the end of the Business Day in which a proper transfer request is received by Aon Securities LLC in Good Order on the form we require you to use for this purpose. Aon Securities LLC will give you a form to request a transfer.

Dollar Cost Averaging

As an administrative practice, we currently offer a feature called Dollar Cost Averaging, or DCA. Once the free look period ends, this feature lets you systematically transfer specified dollar amounts from the Prudential Series Fund Government Money Market Portfolio to the other available Funds at monthly intervals. See the section titled **The Prudential Variable Contract Account GI-2**. You can request that a designated number of transfers be made under the DCA feature. When we make transfers under the DCA feature, the transfers are effective as of the end of the first Business Day of the following month.

You may use DCA at any time after your Certificate becomes effective. To start the DCA feature, you have to make a premium payment of at least \$1,000 to the Prudential Series Fund Government Money Market Portfolio or have at least \$1,000 in the Prudential Series Fund Government Money Market Portfolio.

Aon Securities LLC will give you a form to request DCA. If Aon Securities LLC receives your request form in Good Order by the tenth of the month, we will start DCA processing during the next month. If the request is received after the tenth day of the month, we will start DCA processing during the month after the next month. We will terminate the DCA arrangement when any of the following events occur:

- We have completed the designated number of transfers;
- The amount you have invested in the Prudential Series Fund Government Money Market Portfolio is not enough to complete the next transfer;
- Aon Securities LLC receives your written request to end the DCA arrangement; or
- You no longer have coverage under the Group Variable Universal Life Insurance.

Currently, we do not charge for the DCA arrangement but we may in the future.

The main objective of DCA is to shield investments from short-term price fluctuations. Since the same dollar amount is transferred to an available investment option with each transfer, you buy more of the Investment Option when its price is low and a lesser interest in the investment option when the price is high. Therefore, you may achieve a lower average cost over the long term. This plan of investing does not assure a profit or protect against a loss in declining markets.

We reserve the right to change this practice, modify the requirements, or discontinue the feature in a non-discriminatory manner. We will notify you prior to changing, modifying, or discontinuing this feature.

CERTIFICATE VALUES

Surrender Of a Certificate

You may surrender your Certificate for its Cash Surrender Value at any time while the insured is living. If you do, all insurance coverage will end.

We will pay the proceeds as described in the **When Proceeds Are Paid** section. If you redeem units from your Certificate Fund that you just purchased and paid for by check or ACH (Automatic Clearing House) transfer, we will process your redemption, but will delay sending you the proceeds for up to 10 calendar days to allow the check or ACH transfer to clear.

A surrender may have tax consequences. See **TAXES**.

Cash Surrender Value

The Cash Surrender Value of your Certificate is equal to your Certificate Fund minus any Certificate Debt and outstanding charges. On any day, your Certificate Fund equals the sum of the amounts in the Funds, the amount invested in the Fixed Account, and the Loan Account. See **Loans**.

The Certificate Fund will change daily to reflect:

- Net Premiums;
- Withdrawals;
- Increases or decreases in the value of the Funds you selected;

- Interest credited on any amounts allocated to the Fixed Account and on the Loan Account;
- Interest accrued on any loan;
- Any associated transaction charges for withdrawals, transfers or quarterly report reprinting;
- The daily asset charge for mortality and expense risks assessed against the Variable Investment Options; and
- Monthly charges that Prudential deducts from your Certificate Fund.

If you ask, Aon Securities LLC will tell you the amount of the Cash Surrender Value of your Certificate. Prudential does not guarantee a minimum Cash Surrender Value. It is possible for the Cash Surrender Value of your Certificate to be zero.

Withdrawals

While your Certificate is in effect, you may withdraw part of your Certificate's Cash Surrender Value ("Withdrawal"). We will take it from each investment option you selected in the same proportions as the value of your Certificate Fund is invested, unless your request tells us to take the withdrawal from only selected investment options.

We will pay you the amount withdrawn as described in the **When Proceeds Are Paid** section. If you redeem units from your Certificate Fund that were recently purchased by check or ACH transfer, we will process your redemption, but will delay sending you the proceeds for up to 10 calendar days to allow the check or ACH transfer to clear.

You must withdraw at least \$200 in any withdrawal. You may withdraw any amount that is more than \$200, but you must leave enough in your Certificate Fund (less any Certificate Debt and outstanding charges) to pay the next month's charges.

There is no limit on the number of withdrawals you can make in a year. However, there is a transaction charge for each withdrawal. Currently, this charge is \$10 or 2% of the amount you withdraw, whichever is less. In the future, Prudential Insurance may raise this charge, but not above \$20. We will deduct the transaction charge from your Certificate Fund. A withdrawal will decrease the amount of the Death Benefit.

You may not repay any amount that you withdraw, although you generally may make additional premium payments. Withdrawals may have tax consequences. See **TAXES**.

Surrender Value

You may receive the Cash Surrender Value by surrendering your Certificate. To do this, you must make a request to Aon Securities LLC on the form that we require you to use for this purpose. The election of this option may have tax consequences. See **TAXES**.

If you do not choose one of the options described above within 61 days of the date the Certificate ends, we will exchange your Certificate Fund for Paid-Up Coverage if your Certificate Fund value is at least \$1,000. If it does not have that much value, we will pay the Cash Surrender Value.

Loans

You may borrow up to the Maximum Loan Value of your Certificate Fund. The Maximum Loan Value is 90% of your Certificate Fund minus any existing loan (and its accrued interest), outstanding charges, and the amount of the next month's charges. In states that require it, you may borrow a greater amount.

You cannot take a loan if the Certificate Debt exceeds the Maximum Loan Value. Prudential will pay loan proceeds as described in the **When Proceeds Are Paid** section.

Interest charged on the loan accrues daily at a rate that Prudential sets each year. Interest payments are due the last business day before the Contract Anniversary. If you do not pay the interest when it is due, we will add it to the principal amount of the loan. When this happens, we will take an amount out of your investment options to make the loan and the Loan Account equal in value.

When you take a loan from your Certificate Fund, here's what happens:

- We will take an amount equal to the loan out of each of your investment options on a pro-rata basis unless you tell us to take it only from selected investment options.

- We will start a Loan Account for you and will credit the Loan Account with an amount equal to the loan.
- We will generally credit interest to the amount in the Loan Account at an effective annual rate that is currently 1% less than the rate Prudential Insurance charges as interest on the loan. The crediting rate will generally be equal to the Fixed Account crediting rate, but will never be less than 4%.

You may repay all or part of a loan at any time. We will apply a loan repayment first against any unpaid loan interest and then to reduce the principal amount of the loan. You may repay a loan either by repayment or by withdrawing amounts from the Certificate Fund. You should send your loan repayments directly to Prudential Insurance. You may request a loan repayment form from Aon Securities LLC.

If you repay a loan by using the Certificate Fund, we will treat the repayment as a withdrawal from the Certificate Fund. A withdrawal may have tax consequences. See **Withdrawals** and **TAXES**.

A loan will not cause your Certificate to lapse. However, your loan plus accrued interest (together, these are called "Certificate Debt") may not equal or exceed the value of your Certificate Fund. If Certificate Debt exceeds the value of your Certificate Fund, you will not have enough money in your Certificate Fund to cover the month's charges and your coverage will end. See **LAPSE AND REINSTATEMENT**.

If you still have Certificate Debt outstanding when you surrender your Certificate or when you allow your Certificate to lapse, the amount you borrowed may become taxable. Also, loans from Modified Endowment Contracts may be treated for tax purposes as distributions of income. See **TAXES**.

If we pay the Death Benefit or the Cash Surrender Value while a loan is outstanding, we will reduce the Death Benefit or the Cash Surrender Value by the amount of the loan plus any accrued interest.

A loan will have a permanent effect on your Certificate's Cash Surrender Value. It may also have a permanent effect on the Death Benefit. This happens because the investment results of the investment options you selected will apply only to the amount remaining in those investment options after the loan amount is transferred to the Loan Account. The longer a loan is outstanding, the greater the effect is likely to be. The effect could be favorable or unfavorable. If investment results are greater than the rate being credited on the amount of the loan while the loan is outstanding, values under the Contract will not increase as rapidly as they would have if no loan had been made. If investment results are below that rate, Contract values will be higher than they would have been had no loan been made.

When Proceeds Are Paid

Prudential will generally pay any Death Benefit, Cash Surrender Value, withdrawal or loan proceeds within 7 days after the request for payment is received in Good Order. These proceeds will be paid to the U.S. checking or savings account you indicate on the form. If an invalid account or no account is provided, a check will be mailed to the address on the form. We will determine the amount of the Death Benefit as of the date of the Covered Person's death. For other types of redemptions, we will determine the amount of the proceeds as of the end of the Business Day on which we received the request in Good Order. There are certain circumstances when we may delay payment of proceeds:

- We may delay payment of proceeds that come from the Funds and the variable part of the Death Benefit if any of the following events occurs: the New York Stock Exchange is closed (other than for a regular holiday or a weekend), trading is restricted by the SEC, or the SEC declares that an emergency exists.
- We expect to pay proceeds that come from the Fixed Account or from Paid-Up Coverage promptly upon request, but we do have the right to delay these payments (other than the Death Benefit) for up to six months (or a shorter period, if required by state law). We will pay interest at the current rate for settlement options left with Prudential to accumulate with interest if we may delay payment for more than 10 days.

LAPSE AND REINSTATEMENT

In general, your Certificate will remain in force as long as the balance in your Certificate Fund (less any Certificate Debt and outstanding charges) is enough to pay the monthly charges when due. If the Certificate Fund balance is not enough, Aon Securities LLC will send you a notice to tell you that your insurance is going to end, how much you must pay to stop it from ending, and when you must pay. We will send the notice to the last known address we have on file for you. This payment must be received by the end of the grace period, or the Certificate will end. The grace period is currently 91 days. However, we guarantee that the grace period will be at least the later of 91 days after the Monthly Deduction Date, or 30 days after the date Aon Securities LLC mailed you the notice. A Certificate that lapses with Certificate Debt may affect the way you are taxed. See **TAXES**.

If the Covered Person dies during the grace period, we will reduce the Death Benefit by any past due monthly charges and by any Certificate Debt.

You may request reinstatement of a lapsed Certificate any time within 3 years after the end of the grace period. At the time you request reinstatement, you must be less than the maximum age at which a Certificate may be held. We will not reinstate a lapsed Certificate if the Group Contract under which the Certificate was issued ended or if the Covered Person is no longer an Eligible Group Member.

To reinstate your Certificate, you must send the following items to Aon Securities LLC:

- A written request for reinstatement;
- Evidence of the good health of the Covered Person. The evidence must be satisfactory to Prudential;
- A premium payment that is at least enough, after deduction of any charges that apply, to pay the monthly charges for the grace period and for two more months. See **CHARGES AND EXPENSES**;
- We will make your Certificate effective again on the Monthly Deduction Date that occurs after we approve your request for reinstatement. The terms of your original Certificate will still apply. We will apply a new two-year period of incontestability. See **Incontestability**.

Currently, we do not charge for a reinstatement, but we reserve the right to charge for reinstatements in the future. Reinstatement of your Certificate does not reverse or eliminate tax reporting related to a lapse with an outstanding loan.

TAXES

This summary provides general information on federal income tax treatment of a Certificate under the Group Contract. It is not a complete statement of what federal income taxes will be in all circumstances. It is based on current law and interpretations, which may change. It does not cover state taxes or other taxes. It is not intended as tax advice. You should consult your own tax advisor for complete information and advice.

Treatment As Life Insurance And Investor Control

The Certificate must meet certain requirements to qualify as life insurance for tax purposes. These requirements include certain definitional tests and rules for diversification of investments. For further information on the diversification requirements, see Dividends, Distributions and Taxes in the applicable Fund prospectuses or Statements of Additional Information.

We believe we have taken adequate steps to insure that the Certificate qualifies as life insurance for tax purposes. Generally speaking, this means that:

- You will not be taxed on the growth of the Funds in the Certificate Fund, unless you receive a distribution from the Certificate Fund, and
- The Certificate's Death Benefit will be income tax free to your beneficiary. However, your Death Benefit may be subject to estate taxes.

Although we believe that the Certificate should qualify as life insurance for tax purposes, there are some uncertainties, particularly because the Secretary of Treasury has not yet issued permanent regulations that bear on this question. Accordingly, because of these uncertainties, we reserve the right to make changes--which will be applied uniformly to all Participants after advance written notice--that we deem necessary to ensure that the Certificates under the Group Contract will qualify as life insurance or to comply with applicable federal tax rules.

The tax law limits the amount of control you may have over choosing investments for the Certificate. If this "investor control" rule is violated the Certificate assets will be considered owned directly by you and lose the favorable tax treatment generally afforded life insurance. Treasury Regulations issued to date do not provide guidance concerning the extent to which Participants may direct their investments to the particular available Subaccounts of a separate account without causing the Participants, instead of Prudential, to be considered the owners of the underlying assets. The ownership rights under the Certificate are similar to, but different in certain respects from, those addressed by the Internal Revenue Service ("IRS") rulings holding that the insurance company was the owner of the assets. For example, Participants have the choice of more funds and the ability to reallocate amounts among available Subaccounts more frequently than in the rulings. While we believe that Prudential Insurance will be treated as the owner of the separate account assets, it is possible that the Participants may be considered to own the assets. Because of this uncertainty,

Prudential reserves the right to make such changes as it deems necessary to assure that the Certificate qualifies as life insurance for tax purposes and that Prudential will be treated as the owner of the underlying assets. Any such changes will apply uniformly to affected Participants and will be made with such notice to affected Participants as is feasible under the circumstances.

In order to meet the definition of life insurance rules for federal income tax purposes, the Certificate must satisfy the Cash Value Accumulation Test under the Internal Revenue Code.

Under the Cash Value Accumulation Test, the Certificate must maintain a minimum ratio of Death Benefit to cash value. Therefore, in order to ensure that the Certificate qualifies as life insurance, the Certificate's Death Benefit may increase as the Certificate Fund value increases. The Death Benefit, at all times, must be at least equal to the Certificate Fund multiplied by the applicable Attained Age factor.

Changes in your Certificate may result in your Certificate being considered newly issued and require "re-testing" of a Certificate under the Cash Value Accumulation Test using the mandatory Commissioner Standard Ordinary Mortality (CSO) Table and prescribed interest rates as of that date.

The Certificate may not qualify as life insurance under federal tax law after the Insured has attained age 100 and may be subject to adverse tax consequences. A tax advisor should be consulted before you choose to continue the Certificate after the insured reaches age 100.

Pre-Death Distributions

The tax treatment of any distribution you receive before the Covered Person's death depends on whether your Certificate is classified as a Modified Endowment Contract.

Certificates Not Classified As Modified Endowment Contracts

- If you surrender your Certificate or allow it to lapse, you will be taxed on the amount you receive in excess of the premiums you paid less the untaxed portion of any prior withdrawals. For this purpose, you will be treated as receiving any portion of the Cash Surrender Value used to repay Certificate Debt. In other words, you will immediately have taxable income to the extent of gain in the Certificate. Reinstatement of the Certificate after lapse will not eliminate the taxable income which we are required to report to the IRS. The tax consequences of a surrender may differ if you take the proceeds under an income payment settlement option.
- Generally, you will be taxed on a withdrawal to the extent the amount you receive exceeds the premiums you paid for the Certificate less the untaxed portion of any prior withdrawals. However, under some limited circumstances, in the first 15 Certificate Years, all or a portion of a withdrawal may be taxed if the Certificate Fund exceeds the total premiums paid less the untaxed portions of any prior withdrawals, even if total withdrawals do not exceed total premiums paid.
- Extra premiums for optional benefits and riders generally do not count in computing the premiums paid for the Certificate for the purposes of determining whether a withdrawal is taxable.
- Loans you take against the Certificate are ordinarily treated as debt and are not considered distributions subject to tax unless the Certificate is surrendered or lapses.

Modified Endowment Contracts

- The rules change if the Certificate is classified as a Modified Endowment Contract. The Certificate could be classified as a Modified Endowment Contract if premiums in excess of certain IRS limits are paid, or a change in the Face Amount of insurance is made (or an additional benefit is added or removed). You should first consult a tax advisor if you are contemplating any of these steps.
- If the Certificate is classified as a Modified Endowment Contract, then lifetime withdrawals, loans, or Premium Refunds (passed on to you), which are not reinvested and that you receive under the Certificate (before the death of the insured) are generally included in income to the extent that the Certificate Fund (before surrender charge) exceeds the premiums paid for the Certificate. Please note that the premium paid amount is increased by the amount of any loans previously included in income and reduced by any untaxed amounts previously received (other than the amount of any loans excludible from income). An assignment of a Modified Endowment Contract is taxable in the same way. These rules also apply to pre-death distributions, including loans and assignments, made during the two-year period before the time that the Certificate became a Modified Endowment Contract.

- These rules also apply to loans, withdrawals, Premium Refunds (passed on to you) which are not reinvested, and full surrenders made during the two-year period before the time that the Certificate became a Modified Endowment Contract.
- Any taxable income on pre-death distributions (including full surrenders) is subject to an additional tax of 10 percent unless the amount is received on or after age 59½, on account of your becoming disabled or as a life annuity.
- All Modified Endowment Contracts issued by us to you during the same calendar year are treated as a single Certificate for purposes of applying these rules.
- Changes in the Certificate, including changes in death benefits, may require additional testing to determine whether the Certificate should be classified as a Modified Endowment Contract.

Income Tax Withholding

You must affirmatively elect that no income taxes be withheld from a pre-death distribution. Otherwise, the taxable portion of any amounts you receive will be subject to income tax withholding. You are not permitted to elect out of income tax withholding if you do not provide a social security number or other taxpayer identification number or payment is made outside the United States. You may be subject to penalties under the estimated tax payment rules if your income tax withholding and estimated tax payments are insufficient to cover the income tax due.

Other Tax Considerations

If you transfer or assign the Certificate to someone else, there may be gift, estate and/or income tax consequences. If you transfer the Certificate to a person two or more generations younger than you (or designate such a younger person as a beneficiary), there may be Generation Skipping Transfer tax consequences. Deductions for interest paid or accrued on Certificate Debt or on other loans that are incurred or continued to purchase or carry the Certificate may not be permitted under the tax law. Your individual situation or that of your beneficiary will determine the federal estate taxes and the state and local estate, inheritance and other taxes due if you or the Covered Person, if different, dies.

If you transfer your Certificate to a foreign person, we may be required to provide an information return regarding the transfer to you and the IRS.

The earnings of the Account are taxed as part of Prudential's operations. The Account does not intend to qualify as a regulated investment company under the Internal Revenue Code.

Federal Income Tax Status Of Amounts Received Under The Certificate

Variable life insurance contracts receive the same Federal income tax treatment as conventional life insurance contracts (those where the amount of the Death Benefit is fixed instead of variable). Here's what that means:

- First, the Death Benefit is generally not included in the gross income of the beneficiary;
- Second, increases in the value of the Certificate Fund are generally not included in the taxable income of the Participant. This is true whether the increases are from income or capital gains;
- Third, surrenders, Premium Refunds (passed on to you) which are not reinvested, and withdrawals are generally treated first as a return of your investment in the Certificate and then as a distribution of taxable income. The taxable portion of the distribution is taxed as ordinary income. Different tax rules apply if your Certificate is classified as a Modified Endowment Contract. See the **Pre-Death Distributions** section above.
- Fourth, loans are not generally treated as distributions. Different tax rules apply if your Certificate is classified as a Modified Endowment Contract. See the **Pre-Death Distributions** section above.

You should consult your tax advisor for guidance on your specific situation.

Sales Of Issued Life Insurance Policies To Third Parties

If you sell your Certificate to a third party with whom the insured does not have a substantial family, financial or business relationship (as defined in the Internal Revenue Code and accompanying Treasury Regulations), then the sale may be considered to be a reportable policy sale.

The purchaser of your Certificate in a reportable policy sale is required to submit a Form 1099-LS to us, the IRS and the seller. Once received, we are required to report your cash surrender value and cost basis information with respect to the Certificate as of the

date of the sale to the IRS and the seller. In addition, if a sale is a reportable policy sale, then all or part of the death benefit will be subject to income tax and will be reported by us to the reportable death payment recipient and the IRS when paid.

Company Taxes

Under current law, we may incur state and local taxes (in addition to premium taxes) in several states. Currently, these taxes are not significant and they are not charged against the Account. If there is a material change in the applicable state or local tax laws, we may impose a corresponding charge against the Account.

We will pay company income taxes on the taxable corporate earnings created by this separate account product. While we may consider company income taxes when pricing our products, we do not currently include such income taxes in the tax charges you pay under the Certificate. We will periodically review the issue of charging for taxes and we may charge for taxes in the future. We reserve the right to impose a charge for taxes if we determine, in our sole discretion, that we will incur a tax as a result of the operation of the Subaccounts, including any tax imposed with respect to the operation of the Separate Account or General Account.

In calculating our corporate income tax liability, we may derive certain corporate income tax benefits associated with the investment of company assets, including separate account assets, which are treated as company assets under applicable income tax law. These benefits reduce our overall corporate income tax liability. Under current law, such benefits include foreign tax credits and corporate dividend received deductions. We do not pass these tax benefits through to holders of the separate account group variable life insurance contracts because (i) the contract owners are not the owners of the assets generating these benefits under applicable income tax law and (ii) we do not currently include company income taxes in the tax charges you pay under the contract. We reserve the right to change these tax practices.

DISTRIBUTION AND COMPENSATION

Prudential Investment Management Services LLC (“PIMS”) acts as the principal underwriter of the Group Contracts and Certificates. PIMS is an indirect wholly-owned subsidiary of Prudential Financial.

PIMS, organized in 1996 under Delaware law, is registered as a broker/dealer under federal securities laws. PIMS is also a registered member of the Financial Industry Regulatory Authority, Inc. (FINRA). PIMS’ principal business address 655 Broad Street, Newark, NJ 07102-4410. PIMS also acts as principal underwriter with respect to the securities of other Prudential Financial investment companies.

The Group Contracts and Certificates are sold through broker/dealers authorized by PIMS and applicable law to do so. These broker/dealers may be affiliated with Prudential and PIMS. The Group Contracts and Certificates are offered on a continuous basis.

Compensation (commissions, overrides and any expense reimbursement allowance) is paid to such broker/dealers according to one or more schedules. The individual registered representatives will receive a portion of the compensation, depending on the practice of the broker/dealer firm. We may also provide compensation for providing ongoing service in relation to the Group Contract. In addition, we or PIMS may enter into compensation arrangements with certain broker/dealer firms or branches of such firms with respect to certain or all registered representatives of such firms under which such firms may receive separate compensation or reimbursement for, among other things, training of sales personnel, marketing or other services they provide to us or our affiliates. To the extent permitted by applicable rules, laws, and regulations, PIMS may pay or allow other promotional incentives or payments in the form of cash or non-cash compensation. These arrangements may not be offered to all firms, and the terms of such arrangements may differ between firms. You should note that firms and individual registered representatives and branch managers within some firms participating in one of these compensation arrangements might receive greater compensation for selling the Group Contract than for selling a different group product that is not eligible for these compensation arrangements. While compensation is generally taken into account as an expense in considering the charges applicable to the product, any such compensation will be paid by us or PIMS, and will not result in any additional charge to you.

Currently, no compensation is paid for the Group Contract issued to the AICPA Insurance Trust.

The maximum amount Prudential will pay to the broker/dealer for group sponsored programs implemented before February 22, 2010 to cover both the registered representative’s commission and other distribution expenses will not exceed 15% of the premium payments over the term of the premium rate guaranteed period. Commissions to broker/dealers will not exceed 20% of the required premium for each certificate year for group sponsored programs implemented on or after February 22, 2010. In addition, supplemental compensation may be payable to the broker/dealer. Under Prudential's Supplemental Commission Program, the amount payable as supplemental compensation may range from 0% to 7% of premium. While the Group Variable Universal Life required premium is included in the program, investment premium in the Certificate Fund is not.

Prudential may require the registered representative to return all of the first year commission if the Group Contract is not continued through the first year. The commission and distribution percentages will depend on factors such as the size of the group involved and the amount of sales and administrative effort required in connection with the particular Group Contract. In total, they will not exceed 15% of the premium payments over the term of the premium rate guaranteed period. Additional compensation of up to 1% of Certificate Fund value net of loans, may also be payable each year. We may also compensate other registered representatives of Prudential for referrals and other consultants for services rendered, as allowed by law. The amounts paid to PIMS for its services as principal underwriter for the calendar years ended December 31, 2023, December 31, 2022 and December 31, 2021 were \$94,589, \$91,333, and \$88,088. Finally, registered representatives who meet certain productivity, profitability and persistency standards with regard to the sale of the Group Contract may be eligible for additional bonus compensation from Prudential.

The distribution agreement between PIMS and Prudential will terminate automatically upon its assignment (as that term is defined in federal securities laws). But, PIMS may transfer the agreement, without the prior written consent of Prudential, under the circumstances set forth in federal securities laws. Either party may terminate the agreement at any time if the party gives 60 days' written notice to the other party.

Sales expenses in any year are not necessarily equal to the sales charge in that year. Prudential may not recover its total sales expenses for some or all Group Contracts over the periods the Certificates for such Group Contracts are in effect. To the extent that the sales charges are insufficient to cover total sales expenses, the sales expenses will be recovered from Prudential's capital, which may include amounts derived from the mortality and expense risk charge and the monthly cost of insurance charge.

In addition, we or our affiliates may provide such compensation, payments and/or incentives to firms arising out of the marketing, sale and/or servicing of variable annuities or life insurance offered by different Prudential business units. In 2023, the following two firms (or their broker/dealers) received payment or accrued a payment amount with respect to group variable product business issued by Prudential: MMC Securities Corp. and Aon Consulting, Inc. During 2023, cash compensation received by firms ranged from \$0.00 to \$75,975.79.

LEGAL PROCEEDINGS

The Prudential Insurance Company of America and its affiliates are parties to various legal proceedings. In our view, none of these proceedings would be material with respect to the contract owner's interest in the Separate Account, nor would any of these proceedings be likely to have a material adverse effect on the Separate Account, The Prudential Insurance Company of America's ability to meet our obligations under the Contracts or PIMS' ability to perform its obligations with respect to the distribution of the Contracts. For more information, see the financial statements of The Prudential Insurance Company of America in the statement of additional information.

FINANCIAL STATEMENTS

The audited financial statements of the Account should be distinguished from the statutory financial statements of Prudential, which should be considered only as bearing upon the ability of Prudential to meet its obligations under the Contracts. The audited financial statements of the Account and the statutory financial statements of Prudential are made available in the Statement of Additional Information to this prospectus.

ADDITIONAL INFORMATION

Prudential has filed a registration statement with the SEC under the Securities Act of 1933 relating to the offering described in this prospectus. This prospectus does not include all the information set forth in the registration statement. Certain portions have been omitted pursuant to the rules and regulations of the SEC. The omitted information may, however, be obtained from the SEC's Public Reference Room at 100 F Street, N.E., Washington, D.C. 20549, or by telephoning (202) 551-5850, upon payment of a prescribed fee.

You may contact the depositor for further information at the address and telephone number inside the front cover of this prospectus. For service or questions on your Certificate, please contact Aon Securities LLC at the phone number on the back cover.

Pursuant to the delivery obligations under Section 5 of the Securities Act of 1933 and Rule 159 thereunder, Prudential delivers this prospectus to Participants that reside outside of the United States. In addition, we may not market or offer benefits, features or enhancements to prospective or current Participants while outside of the United States.

DEFINITIONS OF SPECIAL TERMS USED IN THIS PROSPECTUS

Account - The Account is a variable contract account, also known as a separate account, that is identified as the Prudential Variable Contract Account GI-2. The Account is divided into Subaccounts. Each Variable Investment Option is a Subaccount of the Account. The Account holds assets that are segregated from all of Prudential's other assets. The assets of each Subaccount are segregated from the assets of each other Subaccount.

Aon Securities LLC - The company which offers and administers the plan.

Applicant Owner - A person other than the Eligible Group Member who obtains new insurance coverage on the life of an Eligible Group Member.

Attained Age - Your age on your last birthday on or prior to October 1 of each year.

Business Day - Generally any day the New York Stock Exchange is open for regular trading and generally ends at 4:00 p.m. Eastern Time (or as of an earlier close of regular trading). A business day does not include a day on which we are not open due to emergency conditions determined by the Securities and Exchange Commission. We may also close early due to such emergency conditions.

Cash Surrender Value - The amount you receive upon surrender of the Certificate. The Cash Surrender Value is equal to your Certificate Fund on the date of surrender, less any Certificate Debt and any other outstanding charge.

Certificate - A document issued to you, as a Participant under a Group Contract, setting forth or summarizing your rights and benefits.

Certificate Anniversary - The same date each year as the Certificate Date.

Certificate Date - The effective date of coverage under a Certificate.

Certificate Debt - The principal amount of any outstanding loans you borrowed under your Certificate plus any accrued interest.

Certificate Fund - The total amount credited to you under your Certificate. On any date it is equal to the sum of the amounts under that Certificate allocated to: (1) the Subaccounts, (2) the Fixed Account, and (3) the Loan Account.

Certificate Year - The year from the Certificate Date to the first Certificate Anniversary or from one Certificate Anniversary to the next.

Contract Anniversary - October 1 of each year.

Contract Date - The date on which the Group Contract is issued.

Covered Person - The person whose life is insured under the Group Contract. The Covered Person is generally the Participant.

Death Benefit - The amount payable upon the death of the Covered Person (after the deduction of any Certificate Debt or any outstanding charges).

Eligible Group Members - Members of the AICPA and/or a State Society of CPAs who are less than age 75 and not disabled under the terms of the CPA Life Insurance Plan. You may only be covered under either the CPA Life Insurance Plan or the Group Variable Universal Life Insurance, but not both.

Extended Death Benefit Protection During Total Disability - In your certificate this is referred to as Extension of Coverage and Waiver of Cost of Insurance Charges During Total Disability.

Face Amount - The amount of life insurance in your Certificate. The Face Amount, along with your Certificate Fund are each parts of your Death Benefit.

Fixed Account - An investment option under which Prudential guarantees that interest will be added to the amount deposited at a rate we declare periodically.

Funds - Amounts you invest in a Variable Investment Option will be invested in a corresponding Fund of the same name. A Fund may also be called a "Portfolio." The shares of such Fund are purchased only by insurance company separate accounts, such as the Account, and qualified plans, and are not available on a retail basis. Each Variable Investment Option buys shares of one specific Fund.

Good Order - An instruction utilizing such forms, signatures, and dating as we require, which is sufficiently clear and complete and for which we do not need to exercise any discretion to follow such instructions.

Group Contract - A Group Variable Universal Life insurance contract that Prudential issues to the American Institute of Certified Public Accountants Insurance Trust.

Group Contract Holder - The American Institute of Certified Public Accountants Insurance Trust.

Internal Revenue Code or Code - The Internal Revenue Code of 1986, as amended from time to time and the regulations promulgated thereunder.

Issue Age - The Covered Person's Attained Age on the date that the insurance on that Covered Person goes into effect as defined by the Group Contract.

Loan Account - An account within Prudential's general account to which we transfer from the Account and/or the Fixed Account an amount equal to the amount of any loan.

Maximum Loan Value - The amount (before any applicable transaction charge) that you may borrow at any given time under your Certificate. We calculate the Loan Value by multiplying the Certificate Fund by 90% (or higher where required by state law) and then subtracting any existing loan with accrued interest, outstanding charges, and the amount of the next month's charges.

Modified Endowment Contract - A type of life insurance contract or Certificate under the Internal Revenue Code which has been funded in excess of certain IRS limits. Less favorable tax rules, and in some cases an additional tax, apply if you take distributions such as withdrawals, loans, Premium Refunds (passed on to you as refunds) which are not reinvested or assignments from a Modified Endowment Contract. Regardless of classification as a Modified Endowment Contract cash value accrues on a tax deferred basis and the Death Benefit is generally received free of income tax. See the **Taxes** section for a more complete description of the Modified Endowment Contract rules.

Monthly Deduction Date - The Contract Date and the first day of each succeeding month, except that whenever the Monthly Deduction Date falls on a date other than a Business Day, the Monthly Deduction Date will be the next Business Day.

Net Amount at Risk - The amount by which your Certificate's Death Benefit (computed as if there were no Certificate Debt) exceeds your Certificate Fund. For example, if the Certificate's Death Benefit is \$250,000 and the Certificate Fund is \$100,000, the Net Amount at Risk is \$150,000.

Net Premium - Your premium payment minus any charges for taxes attributable to premiums. Net Premiums are the amounts that we allocate to the Account and/or the Fixed Account.

Paid-Up Coverage - This type of life insurance coverage pays a Death Benefit of a specific amount that does not change. You make one payment from your Certificate Fund to begin the coverage and never make any additional payments.

Participant - An Eligible Group Member or "Applicant Owner" under a Group Contract who obtains insurance under the Group Contract and is eligible to exercise the rights described in the Certificate. The Participant will be the person entitled to exercise all rights under a Certificate, regardless of whether the Covered Person under the Certificate is the Participant or his or her spouse. We refer to Participants as

"you" or "Certificate Owner" in this prospectus. If you validly assign your rights as a Participant to someone else, then that person may exercise those rights.

Premium Refund - A refund that Prudential may provide under certain Group Contracts based on favorable experience.

Subaccount - A division of the Account. Each Subaccount invests its assets in the shares of a corresponding Fund.

The Prudential Insurance Company of America - Prudential, us, we, our. The company offering the Contract.

Variable Investment Options - The investment options of the Account. When you choose a Variable Investment Option, we purchase shares of the fund that corresponds to that option. We hold these shares in the Account.

APPENDIX A: Funds Available Under the Contract

The following is a list of Funds available under the Contract. More information about the Funds is available in the prospectuses for the Funds, which may be amended from time to time and can be found online at <https://www.prudential.com/employers/group-insurance/gvul-funds>. You can also request this information at no cost by calling 800-944-8786. Fund prospectuses and other information are also available from a financial intermediary (such as an insurance sales agent or broker-dealer) through which the Contract may be purchased or sold.

The current expenses and performance information below reflects fees and expenses of the Funds, but do not reflect the other fees and expenses that your Contract may charge. Expenses would be higher and performance would be lower if these other charges were included. Each Fund's past performance is not necessarily an indication of future performance.

Type	Fund - Investment Manager(s) / Subadviser(s)	Current Expense	Average Annual Total Returns As Of 12/31/2023		
			1 year	5 year	10 year
Mid-Cap Value	DWS Small Mid Cap Value VIP (Class A) - DWS Investment Management Americas, Inc.	0.81%^	14.95%	8.77%	5.51%
Diversified Emerging Mkts	Lazard Retirement Emerging Markets Equity Portfolio (Service Shares) - Lazard Asset Management LLC	1.42%	22.27%	5.01%	2.04%
Global/International	Lazard Retirement International Equity Portfolio (Service Shares) - Lazard Asset Management LLC	1.11%^	15.88%	6.42%	2.98%
Specialty	Neuberger Berman AMT Sustainable Equity Portfolio (Class I) - Neuberger Berman Investment Advisers LLC	0.90%	26.90%	13.97%	9.99%
Money Market	PSF PGIM Government Money Market Portfolio (Class I) - PGIM Investments LLC / <i>PGIM Fixed Income</i>	0.33%	4.87%	1.69%	1.06%
Fixed Income	PSF PGIM High Yield Bond Portfolio (Class I) - PGIM Investments LLC / <i>PGIM Fixed Income; PGIM Limited</i>	0.61%	11.82%	5.94%	5.17%
Large-Cap Growth	PSF PGIM Jennison Blend Portfolio (Class I) (includes all assets from PSF PGIM Jennison Focused Blend Portfolio) - PGIM Investments LLC / <i>Jennison Associates LLC</i>	0.46%	32.52%	14.71%	10.52%
Large-Cap Value	PSF PGIM Jennison Value Portfolio (Class I) - PGIM Investments LLC / <i>Jennison Associates LLC</i>	0.42%	15.20%	12.10%	7.71%
Small-Cap Blend	PSF Small-Cap Stock Index Portfolio (Class I) - PGIM Investments LLC / <i>PGIM Quantitative Solutions LLC</i>	0.38%	15.74%	10.69%	8.36%
Large-Cap Blend	PSF Stock Index Portfolio (Class I) - PGIM Investments LLC / <i>PGIM Quantitative Solutions LLC</i>	0.29%	25.92%	15.34%	11.73%
Large-Cap Growth	T. Rowe Price All-Cap Opportunities Portfolio - T. Rowe Price Associates, Inc.	0.80%^	28.96%	18.96%	14.57%
Mid-Cap Growth	T. Rowe Price Mid-Cap Growth Portfolio - T. Rowe Price Associates, Inc. / <i>T. Rowe Price Investment Management, Inc.</i>	0.84%	19.96%	11.63%	10.50%
Large-Cap Blend	T. Rowe Price Moderate Allocation Portfolio - T. Rowe Price Associates, Inc. / <i>T. Rowe Price Investment Management, Inc., T. Rowe Price International Ltd, and T. Rowe Price Hong Kong Limited</i>	0.85%^	15.35%	7.31%	5.91%

^ The Fund's annual current expense reflects temporary fee reductions.

APPENDIX B: State Availability Or Variations Of Certain Features And Riders

The following table applies to these states: Arkansas, Arizona, Connecticut, Louisiana, Minnesota, Mississippi, North Carolina, North Dakota, New Hampshire, Oklahoma, Oregon, South Carolina, South Dakota, Texas, Utah, Vermont, Washington, Wisconsin, West Virginia, and Wyoming. Additional variations for individual states are outlined in a separate table beginning on page 1.

Feature or Rider	Availability or Variation
Variable Universal Life Coverage	<p>The following was added to the For Participants section:</p> <p>“or voided when Extension of Coverage and Waiver of Cost of Insurance Charges During Total Disability applies.”</p>
Contributions	<p>The CONTRIBUTIONS section was modified as follows:</p> <p>Grace Period: You will be granted a grace period equal to the greater of: (a) 91 days from the date the Insurance goes into default; or (b) 30 days from the date Prudential mails you an overdue notice of default, to make the minimum premium contribution required to keep the Covered Person’s Insurance in force. Prudential will continue to accept contributions and make the charges it has set during the grace period. If the Covered Person dies within the grace period, the death benefit payable will be reduced by the amount that would have been required to keep the Covered Person’s Insurance in force to the end of the month in which death occurs. If the minimum contribution is not made by the end of the grace period, the Covered Person’s Insurance will end without value.</p> <p>Reinstatement:</p> <p>(5) You must pay a contribution at least equal to (a) the deductions from the Certificate Fund during the grace period following the date of default; plus (b) an amount sufficient to make two months’ deductions from the Certificate Fund. From this amount, the Expense Charges shown in the Specifications Page, plus any other charges, will be deducted.</p> <p>If, at the time of reinstatement, there is Certificate Debt remaining, you must pay the amount needed to eliminate the debt. Loan repayments are not subject to Expense Charges.</p>
The Certificate Fund	<p>The CERTIFICATE FUND section was modified as follows:</p> <p>Allocations:</p> <p>8) A charge against the variable investment options for investment management fees and expenses;</p> <p>(9) any amount charged against the variable investment options for local, state or federal taxes;</p> <p>(10) a charge for the cost of insurance;</p> <p>(11) any charges for administration;</p> <p>(12) charges for any additional insurance benefits;</p> <p>(13) any partial withdrawals;</p> <p>(14) any transaction charges that may result from a partial withdrawal, additional statement request or transfer.</p> <p>Excess Interest: Prudential may credit interest in addition to the guaranteed interest on that part of the Certificate Fund that is allocated to the Fixed Account. The rate of any excess interest will be determined from time to time. Prudential may credit a different rate of excess interest to different parts of the Certificate Fund allocated to the Fixed Account.</p>
Full Surrender	<p>The FULL SURRENDER section was modified to the following:</p> <p>Delayed Surrender: Prudential usually pays any Cash Surrender Value within 7 days of the date it receives your request. But Prudential has the right to defer paying the portion of the proceeds that is to come from the variable investment options if: (1) the New York Stock Exchange is closed; or (2) the SEC requires that trading be restricted or declares an emergency. Prudential also has the right to defer paying the portion of the proceeds that is to come from the Fixed Account for up to six months. If Prudential does so for more than 10 days, it will pay interest on that portion, calculated from the date it receives your request, at the current rate for settlement options left with Prudential to accumulate with interest.</p>

Partial Withdrawals	<p>The PARTIAL WITHDRAWALS section was modified as follows:</p> <p>Delayed Withdrawals: Prudential will usually pay any partial withdrawals within seven days of the date it receives the request. But Prudential has the right to defer paying the portion of the proceeds that is to come from the Covered Person's variable investment options if : (1) the New York Stock Exchange is closed; or (2) the SEC requires that trading be restricted or declares an emergency. Prudential also has the right to defer paying the portion of the proceeds that is to come from the Fixed Account for up to six months. If Prudential does so for more than 10 days, it will pay interest on that portion, calculated from the date it receives your request, at the current rate for settlement options left with Prudential to accumulate with interest.</p>
Loans	<p>The LOANS section was modified as follows:</p> <p>Delayed Loans: Prudential usually makes a loan within seven days of the date it receives your request. But Prudential has the right to defer making the portion of the loan that is to come from the Covered Person's variable investment options if: (1) the New York Stock Exchange is closed; or (2) the SEC requires that trading be restricted or declares an emergency. Prudential also has the right to defer paying the portion of the proceeds of a loan that is to come from the Fixed Account for up to six months. If Prudential does so for more than 30 days, it will pay interest on that portion at the Fixed Account rate.</p>
Extension of Coverage and Waiver of Cost of Insurance Charges During Total Disability	<p>The following was deleted from the Total Disability section:</p> <p>Conversion under Section M: You are entitled to convert your Face Amount of Insurance under this Coverage to any individual life insurance contract customarily offered by Prudential: (a) at any time while your death benefit protection is being extended under this Section K; and (b) when this extension ends. Notice of the right to convert will be provided: (a) when your coverage is being extended due to your disability; and (b) when this extension ends. See Section M below for more information on your conversion rights.</p>
Conversion Privilege	<p>The CONVERSION PRIVILEGE section was modified as follows:</p> <p>Death During Conversion Period: The amount a person had a right to convert to an individual contract is included in the death benefit if the person dies:</p> <ol style="list-style-type: none"> (1) Within 90 days after the person's Face Amount of Insurance ends; and (2) While the person has the right to convert the Face Amount of Insurance to an individual contract. <p>Form: Any form of a life insurance contract that:</p> <ol style="list-style-type: none"> (1) conforms to Title VII of the Civil Rights Act of 1964, as amended, having no distinction based on sex; and (2) is one that Prudential usually issues at the age and amount applied for. <p>This does not include term insurance or a contract with disability or supplementary benefits. But, the contract may be issued with preliminary term insurance that lasts for one year starting with its effective date.</p> <p>Premium: Based on Prudential's rate as it applies to the form and amount, and to the person's class of risk (other than gender) and age at the time.</p>
General Provisions	<p>The GENERAL PROVISIONS section was modified as follows:</p> <p>Payment of Death Claim: If Prudential pays a death claim in a lump sum, it will usually pay the proceeds within seven days of the date it receives written proof of loss. But Prudential has the right to defer paying any part of the death benefit that is to come from the variable investment options if: (1) the New York Stock Exchange is closed; or (2) the SEC requires that trading be restricted or declares an emergency. Prudential also has the right to defer paying the portion of the proceeds that is to come from the Fixed Account for up to six months. If Prudential does so for more than 30 days, it will pay interest on that portion at the current Fixed Account rate.</p>

Additional variations for individual states:

State	Feature or Rider	Availability or Variation
CT	Option to Accelerate Payment of Certain Death Benefits Under Variable Universal Life Coverage	<p>The Option To Accelerate Payment of Death Benefits Under Variable Universal Life Coverage section was modified to the following:</p> <p>You should know that election of this option may affect other benefits or entitlements for which a person may be eligible. It may also affect a person's income tax liability. Read these notes carefully:</p> <p>(1) If you elect this option, the amount of Variable Universal Life Coverage for the person is reduced by the Terminal Illness Proceeds described below.</p> <p>(2) Any payment made under this option may be taxable. You are advised to seek the help of a professional tax advisor for assistance with any questions that you may have.</p> <p>(3) If you elect this option, eligibility for Medicaid or other government programs may be affected. You are advised to seek the help of a professional legal advisor for assistance with any questions that you may have.</p> <p>(4) This policy is not a long term care policy as defined in Sections 38a-501 and 38a-528 of the Connecticut General Statutes.</p> <p>"Terminally III" means having a life expectancy that is 12 months or less.</p> <p>The Conditions section was modified to the following:</p> <p>(3) You must furnish proof that satisfies Prudential that the person's life expectancy is 12 months or less, including a certification by a Doctor.</p>
CT	Additional Provisions for Accidental Death and Dismemberment Coverage	<p>The Additional Provisions for Accidental Death and Dismemberment Coverage section was modified to the following:</p> <p>Losses Not Covered: A loss is not covered if it results from any of these:</p> <p>(3) Any infection, unless it is pyogenic and occurs through and at the time of an accident cut or wound.</p>
MN	Claim Rules	<p>The When Benefits are Paid section was modified to the following:</p> <p>Benefits are paid within two months after Prudential receives written proof of the loss;</p> <p>The Legal Action section was modified to the following:</p> <p>No action at law or in equity may be brought to recover on the Group Contract until 60 days after the written proof described above is furnished. No such action may be brought more than five years after the end of the time period within which proof of loss is required.</p>
ND	General Provisions	<p>The General Provisions section has the following added language:</p> <p>Beneficiary; Mode of Settlement: Any death benefit under a section of this Coverage is payable according to that section, the Beneficiary and Mode of Settlement Rules, and these rules.</p> <p>(1) If Prudential determines that all or part of a claim is payable, Prudential will pay that benefit within two months after Prudential receives written proof of death.</p> <p>(2) If Prudential receives written proof of death within 180 days after the date of the death, Prudential will pay reasonable interest on the benefit from the date of death.</p>
ND	General Information	<p>The Incontestability of the Contract section was modified to the following:</p> <p>No statement of the Contract Holder will be used in any contest of the insurance under the Group Contract.</p> <p>There will be no contest of the validity of the Group Contract, except for not paying premiums, after it has been in force for one year.</p>
ND	Claim Rules	<p>The Legal Action section was modified as follows:</p> <p>No action at law or in equity may be brought to recover on the Group Contract until 60 days after the written proof described above is furnished. No such action may be brought more than five years after the end of the time period within which proof of loss is required.</p>
OK	Option to Accelerate Payment of Certain Death Benefits Under Variable Universal Life Coverage	<p>The Option To Accelerate Payment of Death Benefits Under Variable Universal Life Coverage section was modified as follows:</p> <p>"Terminally III" means having a life expectancy that is 12 months or less.</p> <p>The Conditions section has added the following:</p> <p>(5) You must obtain consent from an irrevocable beneficiary, if one has been named.</p>
OK	Additional Provisions for Accidental Death and Dismemberment Coverage	<p>The Additional Provisions for Accidental Death and Dismemberment Coverage section was modified as follows:</p> <p>Losses Not Covered:</p> <p>(4) War, or act of war, declared or undeclared, while serving in the military or an auxiliary unit attached to a military unit or working in an area of war whether voluntarily or as required by the Employer.</p>

Ok	General Information	The Incontestability of the Contract section was modified as follows: No statement of the Contract Holder will be used in any contest of the insurance under the Group Contract. There will be no contest of the validity of the Group Contract, except for not paying premiums, after it has been in force for one year.
SC	Additional Provisions for Accidental Death and Dismemberment Coverage	The following is modified in the Additional Provisions for Accidental Death and Dismemberment Coverage Section: FOR YOU Accidental Death and Dismemberment Coverage pays benefits for accidental loss of life, sight, hand or foot. Loss of sight means total and permanent loss of sight. Loss of hand means loss by severance of four entire fingers. Loss of foot means loss by severance at or above the ankle.
TX	Variable Universal Life Insurance	The Variable Universal Life Coverage section has the following language added: Death benefits, cash values, and loan values will be reduced if an accelerated benefit is paid.
TX	Option to Accelerate Payment of Certain Death Benefits Under Variable Universal Life Coverage	The Option to Accelerate Payment of Certain Death Benefits Under Variable Universal Life Coverage section was modified as follows: You must elect the portion of Face Amount, Net Amount at Risk or amount of Paid-up insurance that you want to place under this option. You may elect any portion that you wish, but it may not be less than the Minimum Election Amount nor more than the Maximum Election Amount. The Minimum Election Amount is the lesser of 25% of the Face Amount or amount of Paid-up insurance and \$50,000. The Maximum Election Amount is the lesser of 75% of the person's Face Amount, Net Amount at Risk or amount of Paid-up insurance and \$500,000.
TX	Additional Provisions for Accidental Death and Dismemberment Coverage	The Additional Provisions for Accidental Death and Dismemberment Coverage section was modified as follows: Losses Not Covered: A loss is not covered if it results from any of these: (3) Any infection, unless it is pyogenic and occurs through and at the time of an accidental cut or wound.
WA	Variable Universal Life Coverage	The Variable Universal Life Coverage section has added the following: Paid-up insurance continues until death unless surrendered or voided when Extension of Coverage and Waiver of Cost of Insurance Charges During Total Disability applies.
WA	Option to Accelerate Payment of Certain Death Benefits Under Variable Universal Life Coverage	The Option to Accelerate Payment of Certain Death Benefits Under Variable Universal Life Coverage section was modified as follows: You should know that election of this option may affect other benefits or entitlements for which a person may be eligible. It may also affect a person's income tax liability. Read these notes carefully: (1) If you elect this option, the amount of Variable Universal Life Coverage for the person is reduced by the Terminal Illness Proceeds described below. However, receipt of an accelerated death benefit will not affect the amount of any applicable accidental death benefit. (2) Any payment made under this option may be taxable. Tax laws relating to accelerated death benefits are complex. You are advised to seek the help of a professional tax advisor for assistance with any questions that you may have. (3) This accelerated life benefit does not and is not intended to qualify as long-term care under Washington state law. Washington state law prevents this accelerated life benefit from being marketed or sold as long-term care. (4) If you elect this option, eligibility for public assistance programs such as Medicaid, Social Security, Supplemental Security, and Supplemental Security Income (SSI) or other government programs may be affected. You are advised to seek the help of a professional legal advisor for assistance with any questions that you may have. As used here: "Terminally Ill" means having a life expectancy that is 24 months or less. You must elect the portion of a person's Face Amount, Net Amount at Risk or amount of Paid-up insurance that you want to place under this option. You may elect any portion that you wish, but it may not be less than the Minimum Election Amount nor more than the Maximum Election Amount. The Minimum Election Amount is the lesser of 25% of the Face Amount or amount of Paid-up insurance and \$50,000. The Maximum Election Amount is the lesser of 50% of the person's Face Amount, Net Amount at Risk or amount of Paid-up insurance and \$250,000. If, as a result of the operation of the Minimum Election Amount or the Maximum Election Amount, shown above, the portion you elect to accelerate is a dollar amount that is neither 25% nor 50% of the Face Amount of Insurance, Net Amount at Risk or amount of Paid-up insurance, as applicable, Prudential will determine your elected portion to be the percent that the dollar amount represents of that Face Amount of Insurance, Net Amount at Risk or amount of Paid-up insurance.

		<p>A. If the person's Insurance under the Coverage is not Paid-up Insurance... The elected portion may be reduced if, within 24 months after the date Prudential receives proof that a person is Terminally Ill, a reduction on account of age would have applied to the person's Face Amount. In that case, the portion of the person's Face Amount placed under this option will not exceed the person's Face Amount after applying the reduction. The Conditions section was modified as follows: Your right to be paid under this option is subject to these terms: (3) You must furnish proof that satisfies Prudential that the person's life expectancy is 24 months or less, including a certification by a Doctor. If Prudential disagrees with a certification from a Doctor, you have the right to mediation or binding arbitration conducted by an independent third party.</p>
WA	Additional Provisions for Accidental Death and Dismemberment Coverage	<p>The Additional Provisions for Accidental Death and Dismemberment Coverage section was modified as follows:</p> <ul style="list-style-type: none"> • The person suffers the loss within one year after the accident.
WI	General Information	<p>The Claim Rules section was modified to the following: Legal Action: No action at law or in equity may be brought to recover on the Group Contract until 60 days after the written proof described above is furnished. No such action may be brought more than six years after the end of the time period within which proof of loss is required.</p>

To Learn More About *Group Variable Universal Life*

The statement of additional information ("SAI") is legally a part of this prospectus, both of which are filed with the Securities and Exchange Commission ("SEC") under the Securities Act of 1933, Registration No. 333-01031. The SAI contains additional information about the Prudential Variable Contract Account GI-2. The SEC maintains a Web site (<http://www.sec.gov>) that contains the **Prudential Group Variable Universal Life** SAI, material incorporated by reference, and other information about us. Copies of this information may be obtained, upon payment of a duplicating fee, by electronic request at the following email address: publicinfo@sec.gov.

You can call us at 1-800-562-9874 to ask us questions, request information about the Contract, and obtain copies of the SAI or other documents without charge. You can request a copy by writing to us at:

P.O. Box 8769
Philadelphia, PA 19176-8769

Group Variable Universal Life Insurance (contract series 89759) is issued by The Prudential Insurance Company of America, 751 Broad Street, Newark, NJ 07102 and is distributed by Prudential Investment Management Services LLC (PIMS), 655 Broad Street, Newark, NJ 07102-4410, each being a Prudential Financial company and each is solely responsible for its financial condition and contractual obligation. Aon Insurance Services is the brand name for the brokerage and program administration operations of Affinity Insurance Services, Inc. (TX 13695) (AR 100106022); in CA & MN, AIS Affinity Insurance Agency, Inc. (CA 0795465); in OK, AIS Affinity Insurance Services Inc.; in CA, Aon Affinity Insurance Services, Inc. (CA 0G94493), Aon Direct Insurance Administrators, and Berkely Insurance Agency; and in NY, AIS Affinity Insurance Agency. Securities offered through Aon Securities LLC, Member FINRA/SIPC, 1100 Virginia Drive, Suite 250, Fort Washington, PA 19034-3278, 1-800-223-7473. The Plan Agent of the AICPA Insurance Trust is Aon Insurance Services. Aon Securities LLC and Aon Insurance Services are not affiliated with either Prudential or PIMS.

(This page intentionally left blank.)

Deutsche DWS Variable Series II

DWS Small Mid Cap Value VIP
(Class A Shares)

DWS SMALL MID CAP VALUE VIP – APPENDIX 1



Summary Prospectus | May 1, 2024

DWS Small Mid Cap Value VIP

Class A

Before you invest, you may want to review the fund’s prospectus, which contains more information about the fund and its risks. You can find the fund’s prospectus, reports to shareholders, Statement of Additional Information and other information about the fund online at dws.com/vipros. You can also get this information at no cost by e-mailing a request to service@dws.com, calling (800) 728-3337 or by contacting your insurance company. The Prospectus and Statement of Additional Information, both dated May 1, 2024, as may be revised or supplemented from time to time, are incorporated by reference into this Summary Prospectus.

INVESTMENT OBJECTIVE

The fund seeks long-term capital appreciation.

FEES AND EXPENSES

This table describes the fees and expenses you may pay if you buy and hold shares of the fund. This information does not reflect fees associated with the separate account that invests in the fund or any variable life insurance policy or variable annuity contract for which the fund is an investment option. These fees will increase expenses.

SHAREHOLDER FEES

(paid directly from your investment) None

ANNUAL FUND OPERATING EXPENSES

(expenses that you pay each year as a % of the value of your investment)

Management fee	0.65
Distribution/service (12b-1) fees	None
Other expenses	0.22
Total annual fund operating expenses	0.87
Fee waiver/expense reimbursement	0.06
Total annual fund operating expenses after fee waiver/expense reimbursement	0.81

The Advisor has contractually agreed through April 30, 2025 to waive its fees and/or reimburse certain operating expenses of the fund to the extent necessary to maintain the fund’s total annual operating expenses (excluding certain expenses such as extraordinary expenses, taxes, brokerage and interest expenses and acquired funds fees and expenses) at a ratio no higher than 0.81% for Class A shares. The agreement may only be terminated with the consent of the fund’s Board.

EXAMPLE

This Example is intended to help you compare the cost of investing in the fund with the cost of investing in other mutual funds. The Example assumes that you invest \$10,000 in the fund for the time periods indicated and then redeem all of your shares at the end of those periods. The

Example also assumes that your investment has a 5% return each year and that the fund’s operating expenses (including one year of capped expenses in each period) remain the same. This example does not reflect any fees or sales charges imposed by a variable contract for which the fund is an investment option. If they were included, your costs would be higher.

Although your actual costs may be higher or lower, based on these assumptions your costs would be:

1 Year	3 Years	5 Years	10 Years
\$83	\$272	\$476	\$1,067

PORTFOLIO TURNOVER

The fund pays transaction costs, such as commissions, when it buys and sells securities (or “turns over” its portfolio). A higher portfolio turnover may indicate higher transaction costs. These costs are not reflected in annual fund operating expenses or in the expense example, and can affect the fund’s performance. During the most recent fiscal year, the fund’s portfolio turnover rate was 28% of the average value of its portfolio.

PRINCIPAL INVESTMENT STRATEGIES

Main investments. Under normal circumstances, the fund invests at least 80% of net assets, plus the amount of any borrowings for investment purposes, in undervalued common stocks of small and mid-size US companies. The fund defines small companies as those that are similar in market capitalization to those in the Russell 2000[®] Value Index. While the market capitalization of the Russell 2000[®] Value Index changes throughout the year, as of February 29, 2024, the market capitalization range of the Russell 2000[®] Value Index was between \$25.988 million and \$15.237 billion. Under normal circumstances, the Russell 2000[®] Value Index is reconstituted annually every June. The fund defines mid-size companies as those that are similar in market capitalization to those in the Russell Midcap[®] Value Index. While the market capitalization range of the Russell Midcap[®] Value Index changes throughout

the year, as of February 29, 2024, the market capitalization range of the Russell Midcap[®] Value Index was between \$364 million and \$84.828 billion. Under normal circumstances, the Russell Midcap[®] Value Index is reconstituted annually every June. The fund intends to invest primarily in companies whose market capitalizations fall within the normal range of each index at the time of investment.

While the fund invests mainly in US stocks, it could invest up to 20% of net assets in foreign securities.

The fund's equity investments are mainly common stocks but may also include other types of equities such as preferred or convertible stocks. The fund may also invest in initial public offerings and real estate investment trusts (REITs).

Management process. In choosing stocks, portfolio management uses proprietary quantitative models to identify and acquire holdings for the fund. The quantitative models are research based and identify primarily fundamental factors, including valuation, momentum, profitability, earnings and sales growth, which have been effective sources of return historically. These are dynamic models with different factor weights for different industry groupings. The fund's portfolio is constructed based on this quantitative process that strives to maximize returns while maintaining a risk profile similar to the fund's benchmark index.

Portfolio management may sell a security when its quantitative model indicates that other investments are more attractive, when the company no longer meets performance or risk expectations, or to maintain portfolio characteristics similar to the fund's benchmark.

All investment decisions are made within risk parameters set by portfolio management. The factors considered and models used by portfolio management may be adjusted from time to time and may favor different types of securities from different industries and companies at different times.

Portfolio management may also consider environmental, social and governance (ESG) factors that it believes to be financially material. Because small cap companies tend to be relatively early on in their operating histories, external rating companies may be unable to find ESG data for such companies.

Derivatives. The fund may invest in derivatives, which are financial instruments whose performance is derived, at least in part, from the performance of an underlying asset, security or index. In particular, portfolio management may use put options for hedging and volatility management purposes.

The fund may also use other types of derivatives (i) for hedging purposes; (ii) for risk management; (iii) for non-hedging purposes to seek to enhance potential gains; or (iv) as a substitute for direct investment in a particular asset class or to keep cash on hand to meet shareholder redemptions.

Securities lending. The fund may lend securities (up to one-third of total assets) to approved institutions, such as registered broker-dealers, pooled investment vehicles, banks and other financial institutions. In connection with such loans, the fund receives liquid collateral in an amount that is based on the type and value of the securities being lent, with riskier securities generally requiring higher levels of collateral.

MAIN RISKS

There are several risk factors that could hurt the fund's performance, cause you to lose money or cause the fund's performance to trail that of other investments. The fund may not achieve its investment objective, and is not intended to be a complete investment program. An investment in the fund is not a deposit of a bank and is not insured or guaranteed by the Federal Deposit Insurance Corporation or any other governmental agency.

Stock market risk. When stock prices fall, you should expect the value of your investment to fall as well. Stock prices can be hurt by poor management on the part of the stock's issuer, shrinking product demand and other business risks. These may affect single companies as well as groups of companies. The market as a whole may not favor the types of investments the fund makes, which could adversely affect a stock's price, regardless of how well the company performs, or the fund's ability to sell a stock at an attractive price. There is a chance that stock prices overall will decline because stock markets tend to move in cycles, with periods of rising and falling prices. Events in the US and global financial markets, including actions taken by the US Federal Reserve or foreign central banks to stimulate or stabilize economic growth, may at times result in unusually high market volatility which could negatively affect performance. High market volatility may also result from significant shifts in momentum of one or more specific stocks due to unusual increases or decreases in trading activity. Momentum can change quickly, and securities subject to shifts in momentum may be more volatile than the market as a whole and returns on such securities may drop precipitously. To the extent that the fund invests in a particular geographic region, capitalization or sector, the fund's performance may be affected by the general performance of that region, capitalization or sector.

Market disruption risk. Economies and financial markets throughout the world have become increasingly interconnected, which has increased the likelihood that events or conditions in one country or region will adversely impact markets or issuers in other countries or regions. This includes reliance on global supply chains that are susceptible to disruptions resulting from, among other things, war and other armed conflicts, extreme weather events, and natural disasters. Such supply chain disruptions can lead to, and have led to, economic and market disruptions that have far-reaching effects on financial markets worldwide. The value of the fund's investments may be negatively

affected by adverse changes in overall economic or market conditions, such as the level of economic activity and productivity, unemployment and labor force participation rates, inflation or deflation (and expectations for inflation or deflation), interest rates, demand and supply for particular products or resources including labor, and debt levels and credit ratings, among other factors. Such adverse conditions may contribute to an overall economic contraction across entire economies or markets, which may negatively impact the profitability of issuers operating in those economies or markets. In addition, geopolitical and other globally interconnected occurrences, including war, terrorism, economic uncertainty or financial crises, contagion, trade disputes, government debt crises (including defaults or downgrades) or uncertainty about government debt payments, government shutdowns, public health crises, natural disasters, supply chain disruptions, climate change and related events or conditions, have led, and in the future may lead, to disruptions in the US and world economies and markets, which may increase financial market volatility and have significant adverse direct or indirect effects on the fund and its investments. Adverse market conditions or disruptions could cause the fund to lose money, experience significant redemptions, and encounter operational difficulties. Although multiple asset classes may be affected by adverse market conditions or a particular market disruption, the duration and effects may not be the same for all types of assets.

Current military and other armed conflicts in various geographic regions, including those in Europe and the Middle East, can lead to, and have led to, economic and market disruptions, which may not be limited to the geographic region in which the conflict is occurring. Such conflicts can also result, and have resulted in some cases, in sanctions being levied by the United States, the European Union and/or other countries against countries or other actors involved in the conflict. In addition, such conflicts and related sanctions can adversely affect regional and global energy, commodities, financial and other markets and thus could affect the value of the fund's investments. The extent and duration of any military conflict, related sanctions and resulting economic and market disruptions are impossible to predict, but could be substantial.

Other market disruption events include pandemic spread of viruses, such as the novel coronavirus known as COVID-19, which have caused significant uncertainty, market volatility, decreased economic and other activity, increased government activity, including economic stimulus measures, and supply chain disruptions. While COVID-19 is no longer considered to be a public health emergency, the fund and its investments may be adversely affected by lingering effects of this virus or future pandemic spread of viruses.

In addition, markets are becoming increasingly susceptible to disruption events resulting from the use of new and emerging technologies to engage in cyber-attacks or to take over the websites and/or social media accounts of companies, governmental entities or public officials, or to otherwise pose as or impersonate such, which then may be used to disseminate false or misleading information that can cause volatility in financial markets or for the stock of a particular company, group of companies, industry or other class of assets.

Adverse market conditions or particular market disruptions, such as those discussed above, may magnify the impact of each of the other risks described in this "MAIN RISKS" section and may increase volatility in one or more markets in which the fund invests leading to the potential for greater losses for the fund.

Small company risk. Small company stocks tend to be more volatile than medium-sized or large company stocks. Because stock analysts are less likely to follow small companies, less information about them is available to investors. Industry-wide reversals may have a greater impact on small companies, since they may lack the financial resources of larger companies. Small company stocks are typically less liquid than large company stocks.

Medium-sized company risk. Medium-sized company stocks tend to be more volatile than large company stocks. Because stock analysts are less likely to follow medium-sized companies, less information about them is available to investors. Industry-wide reversals may have a greater impact on medium-sized companies, since they may lack the financial resources of larger companies. Medium-sized company stocks are typically less liquid than large company stocks.

Value investing risk. As a category, value stocks may underperform growth stocks (and the stock market as a whole) over any period of time and may shift in and out of favor with investors generally, sometimes rapidly, depending on changes in market, economic and other factors. In addition, value stocks selected for investment by portfolio management may not perform as anticipated.

Quantitative model risk. The fund's strategy relies heavily on quantitative models and the analysis of specific metrics to construct the fund's portfolio. The impact of these metrics on a stock's performance can be difficult to predict, and stocks that previously possessed certain desirable quantitative characteristics may not continue to demonstrate those same characteristics in the future. In addition, relying on quantitative models entails the risk that the models themselves may be limited or incorrect, that the data on which the models rely may be incorrect or incomplete, and that the Advisor may not be successful in selecting companies for investment or determining the weighting of particular stocks in the fund's portfolio. Any of these factors could cause the fund to underperform funds with similar strategies that do not select stocks based on quantitative analysis.

Security selection risk. The securities in the fund's portfolio may decline in value. Portfolio management could be wrong in its analysis of industries, companies, economic trends, ESG factors, the relative attractiveness of different securities or other matters.

Focus risk. To the extent that the fund focuses its investments in particular industries, asset classes or sectors of the economy, any market price movements, regulatory or technological changes, or economic conditions affecting companies in those industries, asset classes or sectors may have a significant impact on the fund's performance. The fund may become more focused in particular industries, asset classes or sectors of the economy as a result of changes in the valuation of the fund's investments or fluctuations in the fund's assets, and the fund is not required to reduce such exposures under these circumstances.

Foreign investment risk. The fund faces the risks inherent in foreign investing. Adverse political, economic or social developments, as well as US and foreign government actions such as the imposition of tariffs, economic and trade sanctions or embargoes, could undermine the value of the fund's foreign investments, prevent the fund from realizing the full value of its foreign investments or prevent the fund from selling foreign securities it holds.

Financial reporting standards for companies based in foreign markets differ from those in the US. Additionally, foreign securities markets generally are smaller and less liquid than US markets. To the extent that the fund invests in non-US dollar denominated foreign securities, changes in currency exchange rates may affect the US dollar value of foreign securities or the income or gain received on these securities. In addition, because non-US markets may be open on days when the fund does not price its shares, the value of the foreign securities in the fund's portfolio may change on days when shareholders will not be able to purchase or sell the fund's shares.

Real estate securities risk. The value of real estate securities in general, and REITs in particular, are subject to the same risks as direct investments in real estate and will depend on the value of the underlying properties or the underlying loans or interest. The value of these securities will rise and fall in response to many factors, including economic conditions, the demand for rental property and changes in interest rates. In particular, the value of these securities may decline when interest rates rise and will also be affected by the real estate market and by the management of the underlying properties. During periods of rising interest rates, real estate securities may lose appeal for investors who may be able to obtain higher yields from other income-producing investments. Rising interest rates may also mean that financing for property purchases and improvements is more costly and difficult to obtain. Further, real estate companies may be negatively impacted by liabilities or losses due to environmental problems, extreme weather or natural disasters. In addition,

real estate values have been subject to substantial fluctuations and declines on a local, regional and national basis in the past and may continue to be in the future. Highly leveraged real estate companies are particularly vulnerable to the effects of rising interest rates and/or an economic downturn. REITs may be more volatile and/or more illiquid than other types of equity securities.

Pricing risk. If market conditions make it difficult to value some investments, the fund may value these investments using more subjective methods, such as fair value pricing. In such cases, the value determined for an investment could be different from the value realized upon such investment's sale. As a result, you could pay more than the market value when buying fund shares or receive less than the market value when selling fund shares.

Securities lending risk. Securities lending involves the risk that the fund may lose money because the borrower of the loaned securities fails to return the securities in a timely manner or at all. A delay in the recovery of loaned securities could interfere with the fund's ability to vote proxies or settle transactions. Delayed settlement may limit the ability of the fund to reinvest the proceeds of a sale of securities or prevent the fund from selling securities at times and prices it considers desirable. The fund could also lose money in the event of a decline in the value of the collateral provided for the loaned securities, or a decline in the value of any investments made with cash collateral or even a loss of rights in the collateral should the borrower of the securities fail financially while holding the securities.

Derivatives risk. Derivatives involve risks different from, and possibly greater than, the risks associated with investing directly in securities and other more traditional investments. Risks associated with derivatives may include the risk that the derivative is not well correlated with the underlying asset, security or index to which it relates; the risk that derivatives may result in losses or missed opportunities; the risk that the fund will be unable to sell the derivative because of an illiquid secondary market; the risk that a counterparty is unwilling or unable to meet its obligation, which risk may be heightened in derivative transactions entered into "over-the-counter" (i.e., not on an exchange or contract market); and the risk that the derivative transaction could expose the fund to the effects of leverage, which could increase the fund's exposure to the market and magnify potential losses.

Counterparty risk. A financial institution or other counterparty with whom the fund does business, or that underwrites, distributes or guarantees any investments or contracts that the fund owns or is otherwise exposed to, may decline in financial health and become unable to honor its commitments. This could cause losses for the fund or could delay the return or delivery of collateral or other assets to the fund.

Liquidity risk. In certain situations, it may be difficult or impossible to sell an investment and/or the fund may sell certain investments at a price or time that is not advantageous in order to meet redemption requests or other cash needs. Unusual market conditions, such as an unusually high volume of redemptions or other similar conditions could increase liquidity risk for the fund.

IPO risk. Prices of securities bought in an initial public offering (IPO) may rise and fall rapidly, often because of investor perceptions rather than economic reasons. To the extent a mutual fund is small in size, its IPO investments may have a significant impact on its performance since they may represent a larger proportion of the fund's overall portfolio as compared to the portfolio of a larger fund.

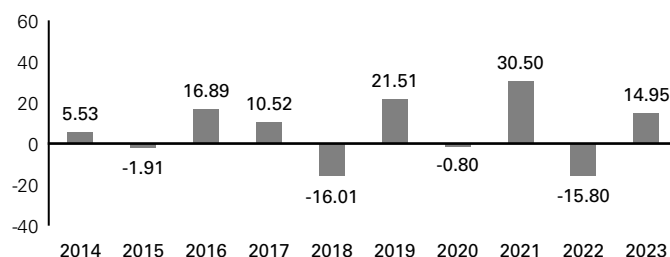
Operational and technology risk. Cyber-attacks, disruptions or failures that affect the fund's service providers or counterparties, issuers of securities held by the fund, or other market participants may adversely affect the fund and its shareholders, including by causing losses for the fund or impairing fund operations. For example, the fund's or its service providers' assets or sensitive or confidential information may be misappropriated, data may be corrupted and operations may be disrupted (e.g., cyber-attacks, operational failures or broader disruptions may cause the release of private shareholder information or confidential fund information, interfere with the processing of shareholder transactions, impact the ability to calculate the fund's net asset value and impede trading). Market events and disruptions also may trigger a volume of transactions that overloads current information technology and communication systems and processes, impacting the ability to conduct the fund's operations.

While the fund and its service providers may establish business continuity and other plans and processes that seek to address the possibility of and fallout from cyber-attacks, disruptions or failures, there are inherent limitations in such plans and systems, including that they do not apply to third parties, such as fund counterparties, issuers of securities held by the fund or other market participants, as well as the possibility that certain risks have not been identified or that unknown threats may emerge in the future and there is no assurance that such plans and processes will be effective. Among other situations, disruptions (for example, pandemics or health crises) that cause prolonged periods of remote work or significant employee absences at the fund's service providers could impact the ability to conduct the fund's operations. In addition, the fund cannot directly control any cybersecurity plans and systems put in place by its service providers, fund counterparties, issuers of securities held by the fund or other market participants.

PAST PERFORMANCE

How a fund's returns vary from year to year can give an idea of its risk; so can comparing fund performance to overall market performance (as measured by an appropriate market index). Past performance may not indicate future results. All performance figures below assume that dividends and distributions were reinvested. For more recent performance figures, go to dws.com (the Web site does not form a part of this prospectus) or call the telephone number included in this prospectus. This information does not reflect fees associated with the separate account that invests in the fund or any variable life insurance policy or variable annuity contract for which the fund is an investment option. These fees will reduce returns.

CALENDAR YEAR TOTAL RETURNS (%) (CLASS A)



	Returns	Period ending
Best Quarter	25.65%	December 31, 2020
Worst Quarter	-34.19%	March 31, 2020
Year-to-Date	6.71%	March 31, 2024

AVERAGE ANNUAL TOTAL RETURNS

(For periods ended 12/31/2023 expressed as a %)

	Class Inception	1 Year	5 Years	10 Years
Class A before Tax	5/1/1996	14.95	8.77	5.51
Russell 2500™ Value Index (reflects no deduction for fees, expenses or taxes)		15.98	10.79	7.42

MANAGEMENT

Investment Advisor

DWS Investment Management Americas, Inc.

Portfolio Manager(s)

Pankaj Bhatnagar, PhD, Head of Investment Strategy Equity. Portfolio Manager of the fund. Began managing the fund in 2019.

Arno V. Puskar, Senior Portfolio Manager Equity. Portfolio Manager of the fund through May 15, 2024. Began managing the fund in 2019.

Hiten Shah, Portfolio Manager Equity. Portfolio Manager of the fund beginning May 15, 2024.

PURCHASE AND SALE OF FUND SHARES

The fund is intended for use in a variable insurance product. You should contact the sponsoring insurance company for information on how to purchase and sell shares of the fund.

TAX INFORMATION

The fund normally distributes its net investment income and realized capital gains, if any, to its shareholders, the separate accounts of participating insurance companies. These distributions may not be taxable to the holders of variable annuity contracts and variable life insurance policies. For information concerning the federal income tax consequences for the holders of such contracts or policies, holders should consult the prospectus used in connection with the issuance of their particular contracts or policies.

PAYMENTS TO FINANCIAL INTERMEDIARIES

If you purchase shares of the fund through selected affiliated and unaffiliated brokers, dealers, participating insurance companies or other financial intermediaries, the fund, the Advisor, and/or the Advisor's affiliates, may pay the financial intermediary for the sale of fund shares and related services. These payments may create a conflict of interest by influencing the financial intermediary and your salesperson to recommend the fund over another investment. Ask your salesperson or visit your insurance company's Web site for more information.

Lazard Retirement Series, Inc.

Lazard Retirement Emerging Markets Equity Portfolio
(Service Shares)

LAZARD RETIREMENT EMERGING MARKETS EQUITY PORTFOLIO – APPENDIX 2

Lazard Retirement Series Summary Prospectus

May 1, 2024

Before you invest, you may want to review the Portfolio's Prospectus, which contains more information about the Portfolio and its risks. The Portfolio's Prospectus and Statement of Additional Information ("SAI"), both dated May 1, 2024 (as revised or supplemented), are incorporated by reference into this Summary Prospectus. You can find the Portfolio's Prospectus, SAI and other information about the Portfolio online at https://www.lazardassetmanagement.com/us/en_us/funds/list/mutual-funds/42. You can also get this information at no cost by calling (800) 823-6300 or by sending an e-mail request to Contact.US@Lazard.com.

Lazard Retirement Emerging Markets Equity Portfolio

Investment Objective

The Portfolio seeks long-term capital appreciation.

Fees and Expenses

This table describes the fees and expenses that you may pay if you buy, hold and sell shares of the Portfolio, a series of Lazard Retirement Series, Inc., but does not reflect the fees or charges imposed by the separate accounts of certain insurance companies (the "Participating Insurance Companies") under variable annuity contracts or variable life insurance policies (the "Policies" and each, a "Policy"). If such fees and charges were reflected, the figures in the table would be higher.

	Service Shares	Investor Shares
Annual Portfolio Operating Expenses (expenses that you pay each year as a percentage of the value of your investment)		
Management Fees	1.00%	1.00%
Distribution and Service (12b-1) Fees	.25%	None
Other Expenses	.17%	.17%
Total Annual Portfolio Operating Expenses	1.42%	1.17%

Example

This Example is intended to help you compare the cost of investing in the Portfolio with the cost of investing in other mutual funds.

The Example assumes that you invest \$10,000 in the Portfolio for the time periods indicated and then hold or redeem all of your shares at the end of those periods. The Example also assumes that your investment has a 5% return each year and that the Portfolio's operating expenses remain the same. The Example does not reflect fees and expenses imposed by the Participating Insurance Companies under the Policies; if they were reflected, the figures in the Example would be higher. Although your actual costs may be higher or lower, based on these assumptions your costs would be:

	1 year	3 years	5 years	10 years
Service Shares	\$ 145	\$ 449	\$ 776	\$ 1,702
Investor Shares	\$ 119	\$ 372	\$ 644	\$ 1,420

Portfolio Turnover

The Portfolio pays transaction costs, such as commissions, when it buys and sells securities (or “turns over” its portfolio). A higher portfolio turnover rate may indicate higher transaction costs. These costs, which are not reflected in annual portfolio operating expenses or in the Example, affect the Portfolio’s performance. During the most recent fiscal year, the Portfolio’s portfolio turnover rate was 25% of the average value of its portfolio.

Principal Investment Strategies

The Portfolio invests primarily in equity securities, principally common stocks, of non-US companies whose principal activities are located in emerging market countries and that Lazard Asset Management LLC (the “Investment Manager”) believes are undervalued based on their earnings, cash flow or asset values.

Emerging market countries include all countries represented by the MSCI Emerging Markets Index, which currently includes: Brazil, Chile, China, Colombia, Czech Republic, Egypt, Greece, Hungary, India, Indonesia, Korea, Kuwait, Malaysia, Mexico, Peru, Philippines, Poland, Qatar, Saudi Arabia, South Africa, Taiwan, Thailand, Turkey and United Arab Emirates.

Under normal circumstances, the Portfolio invests at least 80% of its assets in equity securities of companies whose principal business activities are located in emerging market countries. In addition to common stocks, such equity securities also may include American Depositary Receipts (“ADRs”), Global Depositary Receipts and European Depositary Receipts. In addition, implementation of the Portfolio’s investment strategy may, during certain periods, result in the investment of a significant portion of the Portfolio’s assets in a particular market sector.

Principal Investment Risks

The value of your investment in the Portfolio will fluctuate, which means you could lose money.

Market Risk: The Portfolio may incur losses due to declines in one or more markets in which it invests. These declines may be the result of, among other things, political, regulatory, market, economic or social developments affecting the relevant market(s). To the extent that such developments impact specific industries, market sectors, countries or geographic regions, the Portfolio’s investments in such industries, market sectors, countries and/or geographic regions can be expected to be particularly affected, especially if such investments are a significant portion of its investment portfolio. In addition, turbulence in financial markets and reduced liquidity in equity, credit and/or fixed income markets may negatively affect many issuers, which could adversely affect the Portfolio. Global economies and financial markets are increasingly interconnected, and conditions and events in one country, region or financial market may adversely impact issuers worldwide. As a result, local, regional or global events such as war or military conflict, acts of terrorism, the spread of infectious illness or other public health issues, social unrest, supply chain disruptions, government defaults, government shutdowns, the imposition of sanctions and other similar measures, recessions or other events could have a significant negative impact on global economic and market conditions. For example, a public health or other emergency and aggressive responses taken by many governments or voluntarily imposed by private parties, including closing borders, restricting travel and imposing prolonged quarantines or similar restrictions, as well as the closure of, or operational changes to, many retail and other businesses, may have severe negative impacts on markets worldwide. Additionally, general market conditions may affect the value of a Portfolio’s securities, including changes in interest rates, currency rates or monetary policies.

Issuer Risk: The value of a security may decline for a number of reasons which directly relate to the issuer, such as management performance, financial leverage and reduced demand for the issuer’s goods or services, as well as the historical and prospective earnings of the issuer and the value of its assets or factors unrelated to the issuer’s value, such as investor perception.

Non-US Securities Risk: The Portfolio's performance will be influenced by political, social and economic factors affecting the non-US countries and companies in which the Portfolio invests. Non-US securities carry special risks, such as less developed or less efficient trading markets, political instability, a lack of company information, differing auditing and legal standards, and, potentially, less liquidity. Non-US securities may be subject to economic sanctions or other similar governmental actions or developments, which could, among other things, effectively restrict or eliminate the Portfolio's ability to purchase or sell certain foreign securities. To the extent the Portfolio holds securities subject to such actions, the securities may become difficult to value and/or less liquid (or illiquid). In some cases, the securities may become worthless.

Emerging Market Risk: Emerging market countries generally have economic structures that are less diverse and mature, and political systems that are less stable, than those of developed countries. The economies of countries with emerging markets may be based predominantly on only a few industries, may be highly vulnerable to changes in local or global trade conditions, and may suffer from extreme debt burdens or volatile inflation rates. The securities markets of emerging market countries have historically been extremely volatile and less liquid than more developed markets. These market conditions may continue or worsen. Investments in these countries may be subject to political, economic, legal, market and currency risks. Significant devaluation of emerging market currencies against the US dollar may occur subsequent to acquisition of investments denominated in emerging market currencies.

Foreign Currency Risk: Investments denominated in currencies other than US dollars may experience a decline in value, in US dollar terms, due solely to fluctuations in currency exchange rates. The Portfolio's investments denominated in such currencies (particularly currencies of emerging markets countries), as well as any investments in currencies themselves, could be adversely affected by delays in, or a refusal to grant, repatriation of funds or conversion of currencies. Irrespective of any foreign currency exposure hedging, the Portfolio may experience a decline in the value of its portfolio securities, in US dollar terms, due solely to fluctuations in currency exchange rates. The Investment Manager does not intend to actively hedge the Portfolio's foreign currency exposure.

Depository Receipts Risk: ADRs and similar depository receipts typically will be subject to certain of the risks associated with direct investments in the securities of non-US companies, because their values depend on the performance of the underlying non-US securities. However, currency fluctuations will impact investments in depository receipts differently than direct investments in non-US dollar-denominated non-US securities, because a depository receipt will not appreciate in value solely as a result of appreciation in the currency in which the underlying non-US dollar security is denominated.

Large Cap Companies Risk: Investments in large cap companies may underperform other segments of the market when such other segments are in favor or because such companies may be less responsive to competitive challenges and opportunities and may be unable to attain high growth rates during periods of economic expansion.

Small and Mid Cap Companies Risk: Small and mid cap companies carry additional risks because their earnings tend to be less predictable, their share prices more volatile and their securities less liquid than larger, more established companies. The shares of small and mid cap companies tend to trade less frequently than those of larger companies, which can have an adverse effect on the pricing of these securities and on the ability to sell these securities when the Investment Manager deems it appropriate.

Value Investing Risk: Value investments are believed by the Investment Manager to be undervalued, but may not realize their perceived value for extended periods of time or may never realize their perceived value. These securities may respond differently to market and other developments than other types of securities.

Sector Risk: Implementation of the Portfolio's investment strategy may, during certain periods, result in the investment of a significant portion of the Portfolio's assets in a particular market sector, such as companies in the

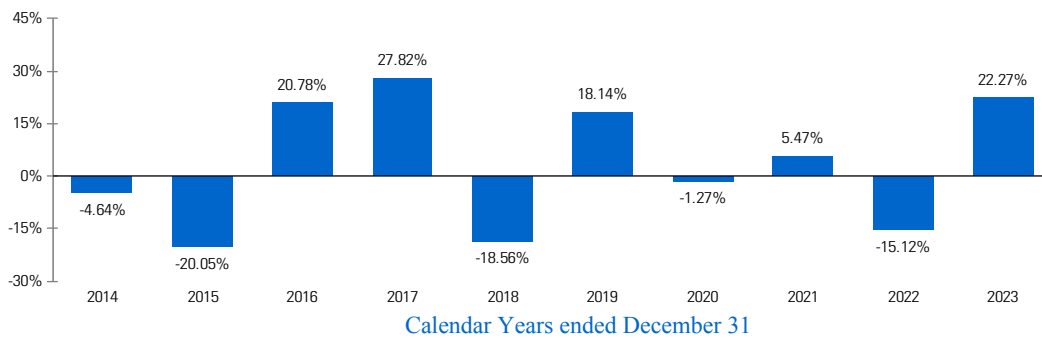
financials sector, and the Portfolio would be expected to be affected by developments in that sector. Companies in the financials sector can be significantly affected by, among other things: government regulation; changes in interest rates and/or monetary policy and general economic conditions; the availability and cost of capital; capital requirements; decreased liquidity in credit markets; and the rate of defaults on corporate, consumer and government debt.

Securities Selection Risk: Securities and other investments selected by the Investment Manager for the Portfolio may not perform to expectations. This could result in the Portfolio’s underperformance compared to other funds with similar investment objectives or strategies.

Performance Bar Chart and Table
Year-by-Year Total Returns for Service Shares

As of 12/31

The accompanying bar chart and table provide some indication of the risks of investing in Lazard Retirement Emerging Markets Equity Portfolio by showing the Portfolio’s year-by-year performance and its average annual performance compared to that of a broad measure of market performance. The bar chart shows how the performance of the Portfolio’s Service Shares has varied from year to year over the past 10 calendar years. Performance information does not reflect the fees or charges imposed by the Participating Insurance Companies under the Policies, and such fees will have the effect of reducing performance. Updated performance information is available at www.lazardassetmanagement.com or by calling (800) 823-6300. The Portfolio’s past performance is not necessarily an indication of how the Portfolio will perform in the future.



Best Quarter:

2020, Q4 24.22%

Worst Quarter:

2020, Q1 -30.50%

Average Annual Total Returns

(for the periods ended December 31, 2023)

	Inception Date	1 Year	5 Years	10 Years	Life of Portfolio
Service Shares	11/04/1997	22.27%	5.01%	2.04%	6.12%
Investor Shares	05/01/2006	22.61%	5.26%	2.29%	3.97%
MSCI Emerging Markets Index (reflects no deduction for fees, expenses or taxes)		9.83%	3.69%	2.66%	5.75% (Service) 3.46% (Investor)

Management

Investment Manager

Lazard Asset Management LLC

Portfolio Managers/Analysts

James M. Donald, portfolio manager/analyst on the Investment Manager's Emerging Markets Equity team and Head of the Emerging Markets Group, has been with the Portfolio since November 2001.

Rohit Chopra, portfolio manager/analyst on the Investment Manager's Emerging Markets Equity team, has been with the Portfolio since May 2007.

Ganesh Ramachandran, portfolio manager/analyst on the Investment Manager's Emerging Income and Emerging Markets Equity teams, has been with the Portfolio since July 2020.

Monika Shrestha, portfolio manager/analyst on the Investment Manager's Emerging Markets Equity team, has been with the Portfolio since December 2014.

Purchase and Sale of Portfolio Shares

Portfolio shares are currently offered only to Participating Insurance Companies. Portfolio shares may be sold each business day by the separate accounts of the Participating Insurance Companies.

Tax Information

Owners of the Policies offered by the separate accounts of Participating Insurance Companies should consult the prospectuses or other disclosure documents of the separate accounts regarding the federal tax consequences of investing in a Portfolio through a separate account.

Financial Intermediary Compensation

Payments to Participating Insurance Companies and Financial Intermediaries

The Portfolios and the Investment Manager and its affiliates may pay Participating Insurance Companies, or their affiliates, for the sale of Portfolio shares and related services. Participating Insurance Companies, or their affiliates, may pay broker-dealers or other financial intermediaries that sell Policies for the sale of shares of a Portfolio and related services. When received by a Participating Insurance Company, such payments may be a factor that the Participating Insurance Company considers in including a Portfolio as an investment option in its Policies. The prospectus or other disclosure document for the Policies may contain additional information about these payments. When received by a financial intermediary, such payments may create a conflict of interest by influencing the financial intermediary and salespersons to recommend a Portfolio over other mutual funds available as investment options under a Policy. Ask the salesperson or visit the financial intermediary's website for more information.

(This page intentionally left blank.)

Lazard Retirement Series, Inc.

Lazard Retirement International Equity Portfolio
(Service Shares)

LAZARD RETIREMENT INTERNATIONAL EQUITY PORTFOLIO – APPENDIX 3

Lazard Retirement Series Summary Prospectus

May 1, 2024

Before you invest, you may want to review the Portfolio's Prospectus, which contains more information about the Portfolio and its risks. The Portfolio's Prospectus and Statement of Additional Information ("SAI"), both dated May 1, 2024 (as revised or supplemented), are incorporated by reference into this Summary Prospectus. You can find the Portfolio's Prospectus, SAI and other information about the Portfolio online at https://www.lazardassetmanagement.com/us/en_us/funds/list/mutual-funds/42. You can also get this information at no cost by calling (800) 823-6300 or by sending an e-mail request to Contact.US@Lazard.com.

Lazard Retirement International Equity Portfolio

Investment Objective

The Portfolio seeks long-term capital appreciation.

Fees and Expenses

This table describes the fees and expenses that you may pay if you buy, hold and sell shares of the Portfolio, a series of Lazard Retirement Series, Inc. (the "Fund"), but does not reflect the fees or charges imposed by the separate accounts of certain insurance companies (the "Participating Insurance Companies") under variable annuity contracts or variable life insurance policies (the "Policies" and each, a "Policy"). If such fees and charges were reflected, the figures in the table would be higher.

	Service Shares	Investor Shares
Annual Portfolio Operating Expenses (expenses that you pay each year as a percentage of the value of your investment)		
Management Fees	.75%	.75%
Distribution and Service (12b-1) Fees	.25%	None
Other Expenses		
Fees and Expenses Related to Filing Foreign Tax Reclaims	.01%	.01% ¹
Remainder of Other Expenses	.31%	.31% ¹
Total Other Expenses	.32%	.32%
Total Annual Portfolio Operating Expenses	1.32%	1.07%
Fee Waiver and/or Expense Reimbursement ²	.21%	.21%
Total Annual Portfolio Operating Expenses After Fee Waiver and/or Expense Reimbursement ³	1.11%	.86%

¹ Based on estimated amounts for the current fiscal year, using amounts for Service Shares from the last fiscal year.

² Reflects a contractual agreement by Lazard Asset Management LLC (the "Investment Manager") to waive its fee and, if necessary, reimburse the Portfolio until May 1, 2025, to the extent Total Annual Portfolio Operating Expenses exceed 1.10% and .85% of the average daily net assets of the Portfolio's Service Shares and Investor Shares, respectively, exclusive of taxes, brokerage, interest on borrowings, fees and expenses of "Acquired Funds," fees and expenses related to filing foreign tax reclaims and extraordinary expenses. This expense limitation agreement can only be amended by agreement of the Fund, upon approval by the Fund's Board of Directors, and the Investment Manager to lower the net amount shown and will terminate automatically in the event of termination of the Management Agreement between the Investment Manager and the Fund, on behalf of the Portfolio.

³ Excluding Fees and Expenses Related to Filing Foreign Tax Reclaims, the Total Annual Portfolio Operating Expenses After Fee Waiver and/or Expense Reimbursement are 1.10% and .85% of the Portfolio's Service Shares and Investor Shares, respectively.

Example

This Example is intended to help you compare the cost of investing in the Portfolio with the cost of investing in other mutual funds.

The Example assumes that you invest \$10,000 in the Portfolio for the time periods indicated and then hold or redeem all of your shares at the end of those periods. The Example also assumes that your investment has a 5% return each year and that the Portfolio's operating expenses remain the same, giving effect to the expense limitation agreement in year one only. The Example does not reflect fees and expenses imposed by the Participating Insurance Companies under the Policies; if they were reflected, the figures in the Example would be higher. Although your actual costs may be higher or lower, based on these assumptions your costs would be:

	1 year	3 years	5 years	10 years
Service Shares	\$ 112	\$ 397	\$ 702	\$ 1,571
Investor Shares	\$ 87	\$ 318	\$ 569	\$ 1,286

Portfolio Turnover

The Portfolio pays transaction costs, such as commissions, when it buys and sells securities (or "turns over" its portfolio). A higher portfolio turnover rate may indicate higher transaction costs. These costs, which are not reflected in annual portfolio operating expenses or in the Example, affect the Portfolio's performance. During the most recent fiscal year, the Portfolio's portfolio turnover rate was 41% of the average value of its portfolio.

Principal Investment Strategies

The Portfolio invests primarily in equity securities, principally common stocks, of relatively large non-US companies with market capitalizations in the range of companies included in the MSCI[®] Europe, Australasia and Far East ("EAFE[®]") Index (ranging from approximately \$3.2 billion to \$451.5 billion as of March 31, 2024) that the Investment Manager believes are undervalued based on their earnings, cash flow or asset values.

In choosing stocks for the Portfolio, the Investment Manager looks for established companies in economically developed countries and may invest up to 15% of the Portfolio's assets in securities of companies whose principal business activities are located in emerging market countries. Under normal circumstances, the Portfolio invests at least 80% of its assets in equity securities.

Principal Investment Risks

The value of your investment in the Portfolio will fluctuate, which means you could lose money.

Market Risk: The Portfolio may incur losses due to declines in one or more markets in which it invests. These declines may be the result of, among other things, political, regulatory, market, economic or social developments affecting the relevant market(s). To the extent that such developments impact specific industries, market sectors, countries or geographic regions, the Portfolio's investments in such industries, market sectors, countries and/or geographic regions can be expected to be particularly affected, especially if such investments are a significant portion of its investment portfolio. In addition, turbulence in financial markets and reduced liquidity in equity, credit and/or fixed income markets may negatively affect many issuers, which could adversely affect the Portfolio. Global economies and financial markets are increasingly interconnected, and conditions and events in one country, region or financial market may adversely impact issuers worldwide. As a result, local, regional or global events such as war or military conflict, acts of terrorism, the spread of infectious illness or other public health issues, social unrest, supply chain disruptions, government defaults, government shutdowns, the imposition of sanctions and other similar measures, recessions or other events could have a significant negative impact on global economic and market conditions. For example, a public health or other emergency and aggressive responses taken by many governments or voluntarily imposed by private parties, including closing borders,

restricting travel and imposing prolonged quarantines or similar restrictions, as well as the closure of, or operational changes to, many retail and other businesses, may have severe negative impacts on markets worldwide. Additionally, general market conditions may affect the value of a Portfolio's securities, including changes in interest rates, currency rates or monetary policies.

Issuer Risk: The value of a security may decline for a number of reasons which directly relate to the issuer, such as management performance, financial leverage and reduced demand for the issuer's goods or services, as well as the historical and prospective earnings of the issuer and the value of its assets or factors unrelated to the issuer's value, such as investor perception.

Non-US Securities Risk: The Portfolio's performance will be influenced by political, social and economic factors affecting the non-US countries and companies in which the Portfolio invests. Non-US securities carry special risks, such as less developed or less efficient trading markets, political instability, a lack of company information, differing auditing and legal standards, and, potentially, less liquidity. Non-US securities may be subject to economic sanctions or other similar governmental actions or developments, which could, among other things, effectively restrict or eliminate the Portfolio's ability to purchase or sell certain foreign securities. To the extent the Portfolio holds securities subject to such actions, the securities may become difficult to value and/or less liquid (or illiquid). In some cases, the securities may become worthless.

Emerging Market Risk: Emerging market countries generally have economic structures that are less diverse and mature, and political systems that are less stable, than those of developed countries. The economies of countries with emerging markets may be based predominantly on only a few industries, may be highly vulnerable to changes in local or global trade conditions, and may suffer from extreme debt burdens or volatile inflation rates. The securities markets of emerging market countries have historically been extremely volatile and less liquid than more developed markets. These market conditions may continue or worsen. Investments in these countries may be subject to political, economic, legal, market and currency risks. Significant devaluation of emerging market currencies against the US dollar may occur subsequent to acquisition of investments denominated in emerging market currencies.

Foreign Currency Risk: Investments denominated in currencies other than US dollars may experience a decline in value, in US dollar terms, due solely to fluctuations in currency exchange rates. The Portfolio's investments denominated in such currencies (particularly currencies of emerging markets countries), as well as any investments in currencies themselves, could be adversely affected by delays in, or a refusal to grant, repatriation of funds or conversion of currencies. Irrespective of any foreign currency exposure hedging, the Portfolio may experience a decline in the value of its portfolio securities, in US dollar terms, due solely to fluctuations in currency exchange rates. The Investment Manager does not intend to actively hedge the Portfolio's foreign currency exposure.

Value Investing Risk: Value investments are believed by the Investment Manager to be undervalued, but may not realize their perceived value for extended periods of time or may never realize their perceived value. These securities may respond differently to market and other developments than other types of securities.

Large Cap Companies Risk: Investments in large cap companies may underperform other segments of the market when such other segments are in favor or because such companies may be less responsive to competitive challenges and opportunities and may be unable to attain high growth rates during periods of economic expansion.

Small and Mid Cap Companies Risk: Small and mid cap companies carry additional risks because their earnings tend to be less predictable, their share prices more volatile and their securities less liquid than larger, more established companies. The shares of small and mid cap companies tend to trade less frequently than those of larger companies, which can have an adverse effect on the pricing of these securities and on the ability to sell these securities when the Investment Manager deems it appropriate.

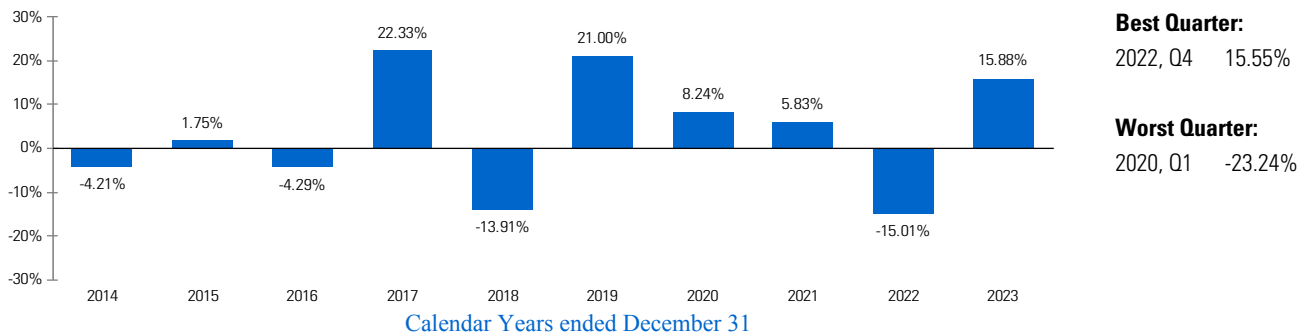
Securities Selection Risk: Securities and other investments selected by the Investment Manager for the Portfolio may not perform to expectations. This could result in the Portfolio’s underperformance compared to other funds with similar investment objectives or strategies.

Performance Bar Chart and Table
Year-by-Year Total Returns for Service Shares

As of 12/31

The accompanying bar chart and table provide some indication of the risks of investing in Lazard Retirement International Equity Portfolio by showing the Portfolio’s year-by-year performance and its average annual performance compared to that of a broad measure of market performance. The bar chart shows how the performance of the Portfolio’s Service Shares has varied from year to year over the past 10 calendar years. Performance information does not reflect the fees or charges imposed by the Participating Insurance Companies under the Policies, and such fees will have the effect of reducing performance. Updated performance information is available at www.lazardassetmanagement.com or by calling (800) 823-6300. The Portfolio’s past performance is not necessarily an indication of how the Portfolio will perform in the future.

As a new share Class, past performance information is not available for Investor Shares as of the date of this Prospectus. Investor Shares would have had annual returns substantially similar to those of Service Shares because the shares are invested in the same portfolio of securities, and the annual returns would differ only to the extent of the different expense ratios of the Classes.



Average Annual Total Returns
(for the periods ended December 31, 2023)

	Inception Date	1 Year	5 Years	10 Years	Life of Portfolio
Service Shares	09/01/1998	15.88%	6.42%	2.98%	4.08%
MSCI EAFE Index		18.24%	8.16%	4.28%	5.02%

(reflects no deduction for fees, expenses or taxes)

Management

Investment Manager

Lazard Asset Management LLC

Portfolio Managers/Analysts

Michael G. Fry, portfolio manager/analyst on various of the Investment Manager's International Equity teams, has been with the Portfolio since November 2005.

Michael A. Bennett, portfolio manager/analyst on various of the Investment Manager's International Equity teams, has been with the Portfolio since May 2003.

Giles Edwards, portfolio manager/analyst on various of the Investment Manager's International teams, has been with the Portfolio since May 2019.

Michael Powers, portfolio manager/analyst on various of the Investment Manager's International Equity teams, has been with the Portfolio since May 2003.

Paul Selvey-Clinton, portfolio manager/analyst on the Investment Manager's European Equity, International Equity and International Equity Select teams, has been with the Portfolio since February 2022.

Purchase and Sale of Portfolio Shares

Portfolio shares are currently offered only to Participating Insurance Companies. Portfolio shares may be sold each business day by the separate accounts of the Participating Insurance Companies.

Tax Information

Owners of the Policies offered by the separate accounts of Participating Insurance Companies should consult the prospectuses or other disclosure documents of the separate accounts regarding the federal tax consequences of investing in a Portfolio through a separate account.

Financial Intermediary Compensation

Payments to Participating Insurance Companies and Financial Intermediaries

The Portfolios and the Investment Manager and its affiliates may pay Participating Insurance Companies, or their affiliates, for the sale of Portfolio shares and related services. Participating Insurance Companies, or their affiliates, may pay broker-dealers or other financial intermediaries that sell Policies for the sale of shares of a Portfolio and related services. When received by a Participating Insurance Company, such payments may be a factor that the Participating Insurance Company considers in including a Portfolio as an investment option in its Policies. The prospectus or other disclosure document for the Policies may contain additional information about these payments. When received by a financial intermediary, such payments may create a conflict of interest by influencing the financial intermediary and salespersons to recommend a Portfolio over other mutual funds available as investment options under a Policy. Ask the salesperson or visit the financial intermediary's website for more information.

(This page intentionally left blank.)

Neuberger Berman
Advisers Management Trust

Neuberger Berman AMT Sustainable Equity Portfolio
(Class I Shares)

NEUBERGER BERMAN AMT SUSTAINABLE EQUITY PORTFOLIO – APPENDIX 4

**Neuberger Berman Advisers Management Trust® (“AMT Funds”)
Sustainable Equity Portfolio (the “Sustainable Equity Portfolio”)
Neuberger Berman Equity Funds® (“Equity Funds”)
Neuberger Berman Sustainable Equity Fund (the “Sustainable Equity Fund”)**

Z0496_0524

Supplement to the Summary Prospectuses, Prospectuses and Statement of Additional Information of the Equity Funds, each dated December 18, 2023, and the Statement of Additional Information of the AMT Funds, dated May 1, 2024, each as may be amended and supplemented

Shareholders of the Sustainable Equity Fund and the Sustainable Equity Portfolio (together, the “Funds”) recently approved a change to each Fund from a diversified to a non-diversified fund and to eliminate the related fundamental policy on diversification.

As a result, effective immediately:

- 1. The following disclosure is hereby added as the third sentence of the fifth paragraph of the “Principal Investment Strategies” section of the Sustainable Equity Fund’s Summary Prospectuses and Prospectuses.**

The Fund is a non-diversified fund, which means that it can invest more of its assets in fewer companies than a diversified fund.

- 2. The following risk is hereby added to the “Principal Investment Risks” section of the Sustainable Equity Fund’s Summary Prospectuses and Prospectuses and the “Additional Information about Principal Investment Risks” section of the Fund’s Prospectuses.**

Non-Diversified Fund Risk. The Fund is classified as non-diversified. As such, the percentage of the Fund’s assets invested in any single issuer, or a few issuers is not limited as much as it is for a Fund classified as diversified. Investing a higher percentage of its assets in any one or a few issuers could increase the Fund’s risk of loss and its share price volatility, because the value of its shares would be more susceptible to adverse events affecting those issuers.

- 3. The ninth paragraph of the “Investment Information” section of the Sustainable Equity Fund’s Statement of Additional Information is hereby deleted in its entirety and replaced with the following:**

Each Fund, except Neuberger Berman **Real Estate** Fund and Neuberger Berman **Sustainable Equity** Fund, operates as a diversified investment company. Each of Neuberger Berman **Real Estate** Fund and Neuberger Berman **Sustainable Equity** Fund currently operate as a non-diversified investment company.

- 4. In the “Investment Policies and Limitations” section of each Fund’s Statement of Additional Information, in the third fundamental policy entitled “Diversification” in the first paragraph, Sustainable Equity Fund and Sustainable Equity Portfolio, as applicable, is added to the list of funds that the policy does not apply to.**
- 5. In the “Investment Policies and Limitations” section of the Sustainable Equity Fund’s Statement of Additional Information, in the sixth non-fundamental policy entitled**

“Investments in Any One Issuer” in the first paragraph, Sustainable Equity Fund is added to the list of funds that the policy applies to.

The date of this supplement is May 16, 2024.

Please retain this supplement for future reference.

NEUBERGER	BERMAN
-----------	--------

Neuberger Berman Investment Advisers LLC

1290 Avenue of the Americas

New York, NY 10104

Shareholder Services

800.877.9700

Institutional Services

800.366.6264

www.nb.com

SUSTAINABLE EQUITY PORTFOLIO

SUMMARY PROSPECTUS

Class I

The Fund is offered to certain life insurance companies to serve as an investment vehicle for premiums paid under their variable annuity and variable life insurance contracts (each, a "variable contract") and to certain qualified pension and other retirement plans (each, a "qualified plan"). Before you invest, you may want to review the Fund's prospectus, which contains more information about the Fund and its risks. You can find the Fund's prospectus, reports to shareholders, and other information about the Fund (including the Fund's SAI) online at <http://www.nb.com/amtportfolios/i>. You can also get this information at no cost by calling 800-877-9700 or by sending an e-mail request to fundinfo@nb.com. You can also get this information from your investment provider or any investment provider authorized to sell the Fund's shares. The Fund's prospectus and SAI, each dated May 1, 2024 (as each may be amended or supplemented), are incorporated herein by reference.

GOAL

The Fund seeks long-term growth of capital by investing primarily in securities of companies that meet the Fund's environmental, social and governance (ESG) criteria.

FEES AND EXPENSES

These tables describe the fees and expenses that you may pay if you buy, hold or sell shares of the Fund. These tables do not reflect any fees and expenses charged by your insurance company under your variable contract or by your qualified plan. If the tables did reflect such fees and expenses, the overall expenses would be higher than those shown. Please refer to the prospectus for your variable contract or your qualified plan documentation for information on their separate fees and expenses.

Shareholder Fees (fees paid directly from your investment)	None
Annual Fund Operating Expenses (expenses that you pay each year as a % of the value of your investment)	
Management fees	0.83
Distribution and/or shareholder service (12b-1) fees	None
Other expenses	0.07
Total annual operating expenses	0.90

Expense Example

The expense example can help you compare costs among mutual funds. The example assumes that you invested \$10,000 for the periods shown, that you redeemed all of your shares at the end of those periods, that the Fund earned a hypothetical 5% total return each year, and that the Fund's expenses were those in the table. Actual performance and expenses may be higher or lower.

	1 Year	3 Years	5 Years	10 Years
Class I	\$92	\$287	\$498	\$1,108

Portfolio Turnover

The Fund pays transaction costs, such as commissions, when it buys and sells securities (or "turns over" its portfolio). A higher portfolio turnover rate may indicate higher transaction costs. These costs, which are not reflected in annual operating expenses or in the example, affect the Fund's performance. During the most recent fiscal year, the Fund's portfolio turnover rate was 15% of the average value of its portfolio.

PRINCIPAL INVESTMENT STRATEGIES

To pursue its goal, the Fund seeks to invest primarily in common stocks of mid- to large-capitalization companies that meet the Fund's quality oriented financial and ESG criteria. The Fund defines mid-capitalization companies as those with a total market capitalization of \$2 billion and above and large-capitalization companies as those with a total market capitalization of \$10 billion and above, both at the time of initial purchase.

The Portfolio Manager employs a fundamental research driven approach to stock selection and portfolio construction, with a focus on long term sustainability issues that, in the judgement of the Portfolio Manager, are financially material. This sustainable investment approach seeks to identify high quality, well-positioned companies with leadership that is focused on ESG issues relevant to their business. In doing such, the Portfolio Manager seeks to identify companies with certain practices, including (i) clear and relevant communication regarding management's understanding, commitment to, and prioritization of, sustainability issues relevant to the business; (ii) identification and disclosure of material sustainability considerations and management objectives (e.g., sustainability-linked goals and targets, including their supply chain, or executive compensation frameworks linked to such goals and targets); and/or (iii) board-level oversight on material sustainability issues. As part of the focus on quality, the Portfolio Manager looks for solid balance sheets, strong management teams with a track record of success, good cash flow, the

prospect for above-average earnings growth and the sustainability of those earnings, as well as of the company's business model, over the long term. The Portfolio Manager seeks to purchase the stock of businesses that he believes to be well positioned and attractively valued. Among companies that meet these criteria, the Portfolio Manager looks for those that show leadership in environmental, social and governance considerations, including safe and equitable workplace practices and constructive community relations.

As part of the focus on long-term sustainability, the Portfolio Manager looks for companies that show leadership in their environmental and workplace practices. The Fund seeks to invest in companies that demonstrate ESG policies in the following areas: (i) environmental issues; (ii) employment practices and diversity policies; (iii) community relations; (iv) supply chain issues; (v) product integrity (e.g., safety, quality) and (vi) disclosure and sustainability reporting.

Consistent with the Fund's ESG criteria, the Portfolio Manager focuses on identifying companies that are responsive to environmental issues, including those that have identified and communicated climate-related risks and opportunities, have identified and communicated net-zero transition plans, have committed to or are transitioning to facilitate global decarbonization and/or the reduction of other greenhouse gas emissions; are agents of favorable change in workplace policies (particularly for women and minorities); are committed to upholding universal human rights standards; and are good corporate citizens. The Portfolio Manager judges companies on their corporate citizenship overall, considering their accomplishments as well as their goals. While these judgments are inevitably subjective, the Portfolio Manager endeavors to avoid companies that derive revenue from gambling or the production of alcohol, tobacco, weapons, nuclear power or private prisons. Please see the Statement of Additional Information for a detailed description of the Fund's ESG criteria.

Although the Fund invests primarily in domestic stocks, it may also invest in stocks of foreign companies. The Fund seeks to reduce risk by investing across many different industries. The Fund is a non-diversified fund, which means that it can invest more of its assets in fewer companies than a diversified fund.

The Portfolio Manager follows a disciplined selling strategy and may sell a security if he believes it is unattractively valued, if a company's business fails to perform as expected, or when other opportunities appear more attractive.

As a sustainable fund, the Fund is required by the federal securities laws to have a policy, which it cannot change without providing investors at least 60 days' written notice, of investing at least 80% of its net assets in equity securities selected in accordance with its ESG criteria. The 80% test is applied at the time the Fund invests; later percentage changes caused by a change in Fund assets, market values or company circumstances will not require the Fund to dispose of a holding. In practice, the Portfolio Manager intends to hold only securities selected in accordance with the Fund's ESG criteria.

PRINCIPAL INVESTMENT RISKS

Most of the Fund's performance depends on what happens in the stock market, the Portfolio Manager's evaluation of those developments, and the success of the Portfolio Manager in implementing the Fund's investment strategies. The market's behavior can be difficult to predict, particularly in the short term. There can be no guarantee that the Fund will achieve its goal. The Fund may take temporary defensive and cash management positions; to the extent it does, it will not be pursuing its principal investment strategies.

The actual risk exposure taken by the Fund in its investment program will vary over time, depending on various factors including the Portfolio Manager's evaluation of issuer, political, regulatory, market, or economic developments. There can be no guarantee that the Portfolio Manager will be successful in his attempts to manage the risk exposure of the Fund or will appropriately evaluate or weigh the multiple factors involved in investment decisions, including issuer, market and/or instrument-specific analysis and valuation.

The Fund is a mutual fund, not a bank deposit, and is not guaranteed or insured by the Federal Deposit Insurance Corporation or any other government agency. The value of your investment may fall, sometimes sharply, and you could lose money by investing in the Fund.

Each of the following risks, which are described in alphabetical order and not in order of any presumed importance, can significantly affect the Fund's performance. The relative importance of, or potential exposure as a result of, each of these risks will vary based on market and other investment-specific considerations.

Currency Risk. Currency risk is the risk that foreign currencies will decline in value relative to the U.S. dollar. To the extent that the Fund invests in securities or other instruments denominated in or indexed to foreign currencies, changes in currency exchange rates could adversely impact investment gains or add to investment losses. Currency exchange rates may fluctuate significantly over short periods of time and can be affected unpredictably by various factors, including investor perception and changes in interest

rates; intervention, or failure to intervene, by U.S. or foreign governments, central banks, or supranational entities; or by currency controls or political developments in the U.S. or abroad.

ESG Criteria Risk. The Fund's application of ESG criteria is designed and utilized to help identify companies that demonstrate the potential to create economic value or reduce risk; however, as with the use of any investment criteria in selecting a portfolio, there is no guarantee that the criteria used by the Fund will result in the selection of issuers that will outperform other issuers, or help reduce risk in the portfolio. Investing based on ESG criteria is qualitative and subjective by nature and there is no guarantee that the criteria used by the Fund will reflect the beliefs or values of any particular investor. The use of the Fund's ESG criteria could also affect the Fund's exposure to certain issuers, sectors or industries, and could impact the Fund's investment performance depending on whether the ESG criteria used are ultimately reflected in the market. Information used to evaluate the Fund's application of ESG criteria, like other information used to identify companies in which to invest, may not be readily available, complete, or accurate, which could negatively impact the Fund's performance or create additional risk in the portfolio.

Foreign Risk. Foreign securities involve risks in addition to those associated with comparable U.S. securities. Additional risks include exposure to less developed or less efficient trading markets; social, political, diplomatic, or economic instability; trade barriers and other protectionist trade policies (including those of the U.S.); imposition of economic sanctions against a particular country or countries, organizations, companies, entities and/or individuals; significant government involvement in an economy and/or market structure; fluctuations in foreign currencies or currency redenomination; potential for default on sovereign debt; nationalization or expropriation of assets; settlement, custodial or other operational risks; higher transaction costs; confiscatory withholding or other taxes; and less stringent auditing and accounting, corporate disclosure, governance, and legal standards. As a result, foreign securities may fluctuate more widely in price, and may also be less liquid, than comparable U.S. securities. World markets, or those in a particular region, may all react in similar fashion to important economic or political developments. In addition, foreign markets may perform differently than the U.S. markets. The effect of economic instability on specific foreign markets or issuers may be difficult to predict or evaluate. Regardless of where a company is organized or its stock is traded, its performance may be affected significantly by events in regions from which it derives its profits or in which it conducts significant operations.

Securities of issuers traded on foreign exchanges may be suspended, either by the issuers themselves, by an exchange, or by governmental authorities. Trading suspensions may be applied from time to time to the securities of individual issuers for reasons specific to that issuer, or may be applied broadly by exchanges or governmental authorities in response to market events. In the event that the Fund holds material positions in such suspended securities or instruments, the Fund's ability to liquidate its positions or provide liquidity to investors may be compromised and the Fund could incur significant losses.

Issuer-Specific Risk. An individual security may be more volatile, and may perform differently, than the market as a whole.

The Fund's portfolio may contain fewer securities than the portfolios of other funds, which increases the risk that the value of the Fund could go down because of the poor performance of one or a few investments.

Market Volatility Risk. Markets may be volatile and values of individual securities and other investments, including those of a particular type, may decline significantly in response to adverse issuer, political, regulatory, market, economic or other developments that may cause broad changes in market value, public perceptions concerning these developments, and adverse investor sentiment or publicity. Geopolitical and other risks, including environmental and public health risks may add to instability in world economies and markets generally. Changes in value may be temporary or may last for extended periods. If the Fund sells a portfolio position before it reaches its market peak, it may miss out on opportunities for better performance.

Mid- and Large-Cap Companies Risk. At times, mid- and large-cap companies may be out of favor with investors. Compared to smaller companies, large-cap companies may be unable to respond as quickly to changes and opportunities and may grow at a slower rate. Compared to larger companies, mid-cap companies may depend on a more limited management group, may have a shorter history of operations, less publicly available information, less stable earnings, and limited product lines, markets or financial resources. The securities of mid-cap companies are often more volatile and less liquid than the securities of larger companies and may be more affected than other types of securities by the underperformance of a sector, during market downturns, or by adverse publicity and investor perceptions.

Non-Diversified Fund Risk. The Fund is classified as non-diversified. As such, the percentage of the Fund's assets invested in any single issuer or a few issuers is not limited as much as it is for a Fund classified as diversified. Investing a higher percentage of its assets in any one or a few issuers could increase the Fund's risk of loss and its share price volatility, because the value of its shares would be more susceptible to adverse events affecting those issuers.

Recent Market Conditions. Both U.S. and international markets have experienced significant volatility in recent months and years. As a result of such volatility, investment returns may fluctuate significantly. National economies are substantially interconnected, as are global financial markets, which creates the possibility that conditions in one country or region might adversely impact issuers in a different country or region. However, the interconnectedness of economies and/or markets may be diminishing or changing, which may impact such economies and markets in ways that cannot be foreseen at this time.

Although interest rates were unusually low in recent years in the U.S. and abroad, recently, the Federal Reserve and certain foreign central banks raised interest rates as part of their efforts to address rising inflation. It is difficult to accurately predict the pace at which interest rates might increase or start decreasing, the timing, frequency or magnitude of any such changes in interest rates, or when such changes might stop or reverse course. Additionally, various economic and political factors could cause the Federal Reserve or other foreign central banks to change their approach in the future and such actions may result in an economic slowdown both in the U.S. and abroad. Unexpected changes in interest rates could lead to significant market volatility or reduce liquidity in certain sectors of the market. Deteriorating economic fundamentals may, in turn, increase the risk of default or insolvency of particular issuers, negatively impact market value, cause credit spreads to widen, and reduce bank balance sheets. Any of these could cause an increase in market volatility, or reduce liquidity across various markets or decrease confidence in the markets.

Some countries, including the U.S., have adopted more protectionist trade policies. Slowing global economic growth, the rise in protectionist trade policies, changes to some major international trade agreements, risks associated with the trade agreement between the United Kingdom and the European Union, and the risks associated with trade negotiations between the U.S. and China, could affect the economies of many nations in ways that cannot necessarily be foreseen at the present time. In addition, if the U.S. dollar continues to be strong, it may decrease foreign demand for U.S. assets, which could have a negative impact on certain issuers and/or industries.

Regulators in the U.S. have proposed and adopted a number of changes to regulations involving the markets and issuers, some of which apply to the Fund. The full effect of various newly adopted regulations is not currently known. Additionally, it is not currently known whether any of the proposed regulations will be adopted. However, due to the scope of regulations being proposed and adopted, certain of these changes to regulation could limit the Fund's ability to pursue its investment strategies or make certain investments, may make it more costly for it to operate, or adversely impact performance.

Tensions, war, or open conflict between nations, such as between Russia and Ukraine, in the Middle East, or in eastern Asia could affect the economies of many nations, including the United States. The duration of ongoing hostilities and any sanctions and related events cannot be predicted. Those events present material uncertainty and risk with respect to markets globally and the performance of the Fund and its investments or operations could be negatively impacted.

High public debt in the U.S. and other countries creates ongoing systemic and market risks and policymaking uncertainty. There is no assurance that the U.S. Congress will act to raise the nation's debt ceiling; a failure to do so could cause market turmoil and substantial investment risks that cannot now be fully predicted. Unexpected political, regulatory and diplomatic events within the U.S. and abroad may affect investor and consumer confidence and may adversely impact financial markets and the broader economy.

There is widespread concern about the potential effects of global climate change on property and security values. Certain issuers, industries and regions may be adversely affected by the impact of climate change in ways that cannot be foreseen. The impact of legislation, regulation and international accords related to climate change may negatively impact certain issuers and/or industries.

Redemption Risk. The Fund may experience periods of large or frequent redemptions that could cause the Fund to sell assets at inopportune times, which could have a negative impact on the Fund's overall liquidity, or at a loss or depressed value. Redemption risk is greater to the extent that one or more investors or intermediaries control a large percentage of investments in the Fund and the risk is heightened during periods of declining or illiquid markets. Large redemptions could hurt the Fund's performance, increase transaction costs, and create adverse tax consequences.

Sector Risk. From time to time, based on market or economic conditions, the Fund may have significant positions in one or more sectors of the market. To the extent the Fund invests more heavily in particular sectors, its performance will be especially sensitive to developments that significantly affect those sectors. Individual sectors or sub-sectors may be more volatile, and may perform differently, than the broader market. The industries that constitute a sector may all react in the same way to economic, political or regulatory events.

Value Stock Risk. Value stocks may remain undervalued for extended periods of time, may decrease in value during a given period, may not ever realize what the portfolio management team believes to be their full value, or the portfolio management

team's assumptions about intrinsic value or potential for appreciation may be incorrect. This may happen, among other reasons, because of a failure to anticipate which stocks or industries would benefit from changing market or economic conditions or investor preferences.

A summary of the Fund's additional principal investment risks is as follows:

Risk of Increase in Expenses. A decline in the Fund's average net assets during the current fiscal year due to market volatility or other factors could cause the Fund's expenses for the current fiscal year to be higher than the expense information presented in "Fees and Expenses."

Operational and Cybersecurity Risk. The Fund and its service providers, and your ability to transact with the Fund, may be negatively impacted due to operational matters arising from, among other problems, human errors, systems and technology disruptions or failures, or cybersecurity incidents. Cybersecurity incidents may allow an unauthorized party to gain access to fund assets, customer data, or proprietary information, or cause the Fund or its service providers, as well as the securities trading venues and their service providers, to suffer data corruption or lose operational functionality. Cybersecurity incidents can result from deliberate attacks or unintentional events. It is not possible for the Manager or the other Fund service providers to identify all of the cybersecurity or other operational risks that may affect the Fund or to develop processes and controls to completely eliminate or mitigate their occurrence or effects. Most issuers in which the Fund invests are heavily dependent on computers for data storage and operations, and require ready access to the internet to conduct their business. Thus, cybersecurity incidents could also affect issuers of securities in which the Fund invests, leading to significant loss of value.

Risk Management. Risk is an essential part of investing. No risk management program can eliminate the Fund's exposure to adverse events; at best, it may only reduce the possibility that the Fund will be affected by such events, and especially those risks that are not intrinsic to the Fund's investment program. The Fund could experience losses if judgments about risk prove to be incorrect.

Valuation Risk. The Fund may not be able to sell an investment at the price at which the Fund has valued the investment. Such differences could be significant, particularly for illiquid securities and securities that trade in relatively thin markets and/or markets that experience extreme volatility. If market or other conditions make it difficult to value an investment, the Fund may be required to value such investments using more subjective methods, known as fair value methodologies. Using fair value methodologies to price investments may result in a value that is different from an investment's most recent price and from the prices used by other funds to calculate their NAVs. The Fund uses pricing services to provide values for certain securities and there is no assurance that the Fund will be able to sell an investment at the price established by such pricing services. The Fund's ability to value its investments in an accurate and timely manner may be impacted by technological issues and/or errors by third party service providers, such as pricing services or accounting agents.

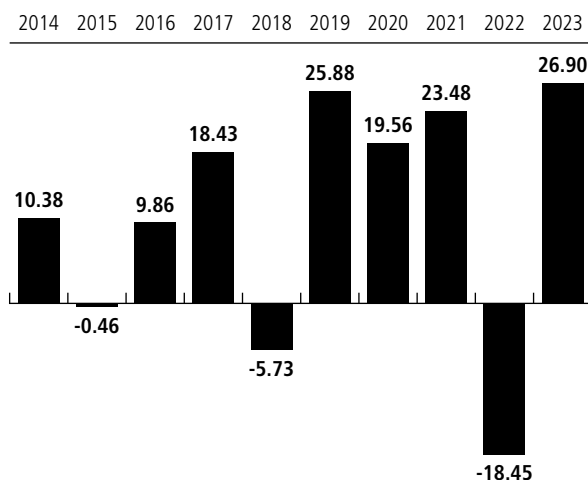
PERFORMANCE

The following bar chart and table provide an indication of the risks of investing in the Fund. The bar chart shows how the Fund's performance has varied from year to year. The table below the bar chart shows what the returns would equal if you averaged out actual performance over various lengths of time and compares the returns with the returns of a broad-based market index. The index, which is described in "Description of Index" in the prospectus, has characteristics relevant to the Fund's investment strategy. The performance information does not reflect variable contract or qualified plan fees and expenses. If such fees and expenses were reflected, returns would be less than those shown. Please refer to the prospectus for your variable contract or your qualified plan documentation for information on their separate fees and expenses.

Returns would have been lower if Neuberger Berman Investment Advisers LLC had not reimbursed certain expenses and/or waived a portion of the investment management fees during certain of the periods shown.

Past performance is not a prediction of future results. Visit www.nb.com or call 800-877-9700 for updated performance information.

YEAR-BY-YEAR % RETURNS AS OF 12/31 EACH YEAR



Best quarter: Q2 2020 19.21%

Worst quarter: Q1 2020 -21.38%

AVERAGE ANNUAL TOTAL % RETURNS AS OF 12/31/23

Sustainable Equity Portfolio	1 Year	5 Years	10 Years
Class I	26.90	13.97	9.99
S&P 500® Index (reflects no deduction for fees, expenses or taxes)	26.29	15.69	12.03

INVESTMENT MANAGER

Neuberger Berman Investment Advisers LLC (“Manager”) is the Fund’s investment manager.

PORTFOLIO MANAGER

The Fund is managed by Daniel P. Hanson, CFA (Managing Director of the Manager). Mr. Hanson has managed the Fund since April 2022.

BUYING AND SELLING SHARES

The Fund is designed as a funding vehicle for certain variable contracts and qualified plans. Because shares of the Fund are held by the insurance companies or qualified plans involved, you will need to follow the instructions provided by your insurance company or qualified plan administrator for matters involving allocations to the Fund.

When shares of the Fund are bought and sold, the share price is the Fund’s net asset value per share. When shares are bought or sold, the share price will be the next share price calculated after the order has been received in proper form. Shares of the Fund may be purchased or redeemed (sold) on any day the New York Stock Exchange is open.

TAX INFORMATION

Distributions made by the Fund to an insurance company separate account or a qualified plan, and exchanges and redemptions of Fund shares made by a separate account or qualified plan, ordinarily do not cause the contract holder or plan participant to recognize income or gain for federal income tax purposes. Please see your variable contract prospectus or the governing documents of your qualified plan for information regarding the federal income tax treatment of the distributions to the applicable separate account or qualified plan and the holders of the contracts or plan participants, respectively.

PAYMENTS TO FINANCIAL INTERMEDIARIES

Neuberger Berman BD LLC and/or its affiliates may pay insurance companies or their affiliates, qualified plan administrators, broker-dealers or other financial intermediaries, for services to current and prospective variable contract owners and qualified plan participants who choose the Fund as an investment option. These payments may create a conflict of interest by influencing the

financial intermediary and its employees to recommend the Fund over another investment or make the Fund available to their current or prospective variable contract owners and qualified plan participants. Ask your financial intermediary or visit its website for more information.

Prudential Series Fund

PSF PGIM Government Money Market Portfolio
(Class I Shares)

PSF PGIM GOVERNMENT MONEY MARKET PORTFOLIO – APPENDIX 5

PSF PGIM GOVERNMENT MONEY MARKET PORTFOLIO



SUMMARY PROSPECTUS • MAY 1, 2024

Before you invest, you may want to review the Portfolio's Prospectus, which contains more information about the Portfolio and its risks. You can find the Portfolio's Prospectus, Statement of Additional Information (SAI), Annual Report and other information about the Portfolio online at www.prudential.com/variableinsuranceportfolios. You can also get this information at no cost by calling 1-800-346-3778 or by sending an e-mail to service@prudential.com. The Portfolio's Prospectus and SAI, both dated May 1, 2024, as supplemented and amended from time to time, and the Portfolio's most recent shareholder report, dated December 31, 2023 are all hereby incorporated by reference into (legally made a part of) this Summary Prospectus.

INVESTMENT OBJECTIVE

The investment objective of the Portfolio is the maximum current income that is consistent with the stability of capital and the maintenance of liquidity.

PORTFOLIO FEES AND EXPENSES

The table below shows the fees and expenses that you may pay if you invest in shares of the Portfolio. The table does not include Contract charges. Because Contract charges are not included, the total fees and expenses that you will incur will be higher than the fees and expenses set forth in the table. See your Contract prospectus for more information about Contract charges.

Annual Portfolio Operating Expenses (expenses that you pay each year as a percentage of the value of your investment)		
	Class I Shares	Class III Shares
Management Fees	0.30%	0.30%
+ Distribution and/or Service Fees (12b-1 Fees)	None	0.25%
+ Other Expenses	0.03%	0.03%
= Total Annual Portfolio Operating Expenses	0.33%	0.58%

Example. The following example is intended to help you compare the cost of investing in the Portfolio with the cost of investing in other mutual funds. The table does not include Contract charges. Because Contract charges are not included, the total fees and expenses that you will incur will be higher than the fees and expenses set forth in the example. See your Contract prospectus for more information about Contract charges.

The example assumes that you invest \$10,000 in the Portfolio for the time periods indicated and then redeem all of your shares at the end of those periods. The example also assumes that your investment has a 5% return each year and that the Portfolio's operating expenses remain the same. Although your actual costs may be higher or lower, based on these assumptions, your costs would be:

	1 Year	3 Years	5 Years	10 Years
PSF PGIM Government Money Market Portfolio Class I Shares	\$34	\$106	\$185	\$418
PSF PGIM Government Money Market Portfolio Class III Shares	\$59	\$186	\$324	\$726

INVESTMENTS, RISKS AND PERFORMANCE

Principal Investment Strategies. The Portfolio invests at least 99.5% of its total assets in cash, government securities, and/or repurchase agreements that are fully collateralized with cash or government securities. Government securities include US Treasury bills, notes, and other obligations issued or guaranteed as to principal and interest by the US Government or its agencies or instrumentalities. The Portfolio has a policy that requires it to invest under normal conditions, at least 80% of its net assets in government securities and/or repurchase agreements that are collateralized by government securities.

In managing the Portfolio's assets, the Portfolio's subadviser, PGIM Fixed Income, uses a combination of top-down economic analysis and bottom-up research in conjunction with proprietary quantitative models and risk management systems. In the top-down economic analysis, the subadviser develops views on economic, policy and market trends. In its bottom-up research, the subadviser develops an internal rating and outlook on issuers. The rating and outlook are determined based on a thorough review of the financial health and trends of the issuer. The subadviser may also consider

investment factors such as expected total return, yield, spread, and potential for price appreciation as well as credit quality, maturity and risk.

The Portfolio invests only in securities that have remaining maturities of 397 days or less, or securities otherwise permitted to be purchased because of maturity shortening provisions under applicable regulations. The Portfolio seeks to invest in securities that present minimal credit risk. The Portfolio may invest significantly in securities with floating or variable rates of interest.

The Portfolio seeks to maintain a stable net asset value of \$10.00 per share. In other words, the Portfolio attempts to operate so that shareholders do not lose any of the principal amount they invest in the Portfolio. Of course, there can be no assurance that the Portfolio will achieve its goal of a stable net asset value, and shares of the Portfolio are neither insured nor guaranteed by the US government or any other entity. For instance, the issuer or guarantor of a portfolio security or the other party to a contract could default on its obligation, and this could cause the Portfolio's net asset value per share to fall below \$10.00. In addition, the income earned by the Portfolio will fluctuate based on market conditions, interest rates and other factors.

In a low interest rate environment, the yield of the Portfolio, after the deduction of operating expenses, may be negative even though the yield before deducting such expenses is positive. A negative yield may also cause the Portfolio's net asset value per share to fall below \$10.00. PGIM Investments LLC may decide to reimburse certain of these expenses to the Portfolio in order to maintain a positive yield, however it is under no obligation to do so and may cease doing so at any time without prior notice.

The Trust's Board of Trustees (the Board) has determined that the Portfolio, as a "government money market fund", is not subject to liquidity fees. The Board has reserved the power to change this determination with respect to liquidity fees, but such change would become effective only after providing appropriate prior notice to shareholders.

Principal Risks of Investing in the Portfolio. The risks summarized below are the principal risks of investing in the Portfolio. The relative significance of the risks summarized below may change over time. You could lose money by investing in the Portfolio. Although the Portfolio seeks to preserve the value of your investment at \$10.00 per share, it cannot guarantee it will do so. An investment in the Portfolio is not insured or guaranteed by the Federal Deposit Insurance Corporation or any other government agency. The Portfolio's sponsor has no legal obligation to provide financial support to the Portfolio, and you should not expect that the sponsor will provide financial support to the Portfolio at any time.

Fixed Income Securities Risk. Investment in fixed income securities involves a variety of risks, including that: an issuer or guarantor of a security will be unable or unwilling to pay obligations when due; due to decreases in liquidity, the Portfolio may be unable to sell its securities holdings within a reasonable time at the price it values the security or at any price; and the Portfolio's investment may decrease in value when interest rates rise. Volatility in interest rates and in fixed income markets may increase the risk that the Portfolio's investment in fixed income securities will go down in value. In recent years, the Federal Open Market Committee (FOMC) began implementing increases to the federal funds interest rate and there may be further rate increases. To the extent rates increase substantially and/or rapidly, a Portfolio with significant investment in fixed income investments may be subject to significant losses. Changes in interest rates may also affect the liquidity of the Portfolio's investments in fixed income securities.

Interest Rate Risk. The value of your investment may go down when interest rates rise. A rise in interest rates tends to have a greater impact on the prices of longer term or duration securities. When interest rates fall, the issuers of debt obligations may prepay principal more quickly than expected, and the Portfolio may be required to reinvest the proceeds at a lower interest rate. This is referred to as "prepayment risk." When interest rates rise, debt obligations may be repaid more slowly than expected, and the value of the Portfolio's holdings may fall sharply. This is referred to as "extension risk." The Portfolio currently faces a heightened level of interest rate risk because of recent increases in interest rates in the US and globally. In recent years, the Federal Open Market Committee (FOMC) began implementing increases to the federal funds interest rate and there may be further rate increases. As interest rates rise, the value of fixed income investments typically decreases and there is risk that rates across the financial system also may rise. To the extent rates increase substantially and/or rapidly, a Portfolio with significant investment in fixed income investments may be subject to significant losses. Interest rates may continue to increase, possibly suddenly and significantly, with unpredictable effects on the markets and the Portfolio's investments. The Portfolio may lose money if short-term or long-term interest rates rise sharply or in a manner not anticipated by the subadviser.

Yield Risk. The amount of income received by a Portfolio will go up or down depending on day-to-day variations in short-term interest rates, and when interest rates are very low, the Portfolio's expenses could absorb all or a significant portion of the Portfolio's income. If interest rates increase, the Portfolio's yield may not increase proportionately. For example, the Portfolio's investment manager may discontinue any temporary voluntary fee limitation.

Credit Risk. This is the risk that the issuer, the guarantor, or the insurer of a fixed income security, the counterparty to an investment or derivatives contract, or obligor of an obligation underlying an asset-backed security may be unable or unwilling to make timely principal and interest payments or to otherwise honor its obligations. Litigation, legislation or other political events, business or economic conditions, or the bankruptcy of the issuer could have a significant effect on

an issuer's or obligor's ability to make payments of principal and/or interest. The lower the credit quality of a bond, the more sensitive it is to credit risk, and the credit quality of an investment can deteriorate rapidly.

Adjustable and Floating-Rate Securities Risk. The value of adjustable and floating-rate securities may lag behind the value of fixed-rate securities when interest rates change. Adjustable and floating rate securities generally are less sensitive to interest rate changes, but may decline in value if their interest rates do not rise as much or as quickly as interest rates in general. Conversely, adjustable and floating-rate securities generally will not increase in value as much as fixed rate debt instruments if interest rates decline. Adjustable and floating-rate securities are also subject to credit risk, market risk, and interest rate risk. In addition, the absence of an active market for these securities could make it difficult for the Portfolio to dispose of them if the issuer defaults.

Economic and Market Events Risk. Economic and market events risk is the risk that one or more markets in which the Portfolio invests will decline in value, including the possibility that the markets will decline sharply and unpredictably. While a Portfolio's Manager or Subadviser(s) may make efforts to control the risks associated with market changes, and may attempt to identify changes as they occur, market environment changes can be sudden and extreme. Significant shocks to or disruptions of the financial markets or the economy, including those relating to general economic, political, or financial market conditions; significant or unexpected failures, near-failures or credit downgrades of key institutions; investor sentiment and market perceptions; unexpected changes in the prices of key commodities; government actions; geopolitical events or changes; and factors related to a specific issuer, geography, industry or sector, could adversely affect the liquidity and volatility of securities held by the Portfolio. In periods of market volatility and/or declines, the Portfolio may experience high levels of shareholder redemptions, and may have to sell securities at times when it would otherwise not do so, and at unfavorable prices.

Expense Risk. The actual cost of investing in the Portfolio may be higher than the expenses shown in the "Annual Portfolio Operating Expenses" table above for a variety of reasons, including, for example, if the Portfolio's average net assets decrease.

Market and Management Risk. Markets in which the Portfolio invests may experience volatility and go down in value, and possibly sharply and unpredictably in short periods of time. Investment techniques, risk analyses, and investment strategies, which may include quantitative models or methods, used by a subadviser in making investment decisions for the Portfolio are subject to human error and may not produce the intended or desired results. The value of the Portfolio's investments may be negatively affected by the occurrence of domestic or global events, including war, terrorism, environmental disasters, natural disasters, sanctions, cybersecurity events, supply chain disruptions, political or civil instability, and public health emergencies, among others. Such events may reduce consumer demand or economic output, result in market closures, travel restrictions or quarantines, and significantly adversely impact the economy. There is no guarantee that the investment objective of the Portfolio will be achieved.

Prepayment or Call Risk. Prepayment or call risk is the risk that issuers will prepay fixed-rate obligations held by the Portfolio when interest rates fall, forcing a Portfolio to reinvest in obligations with lower interest rates than the original obligations. Mortgage-related securities and asset-backed securities are particularly subject to prepayment risk.

Regulatory Risk. The Portfolio is subject to a variety of laws and regulations which govern its operations. The Portfolio is subject to regulation by the Securities and Exchange Commission (the SEC), and depending on the Portfolio, the Commodity Futures Trading Commission (the CFTC). Similarly, the businesses and other issuers of the securities and other instruments in which the Portfolio invests are also subject to considerable regulation. Changes in laws and regulations may materially impact the Portfolio, a security, business, sector, or market.

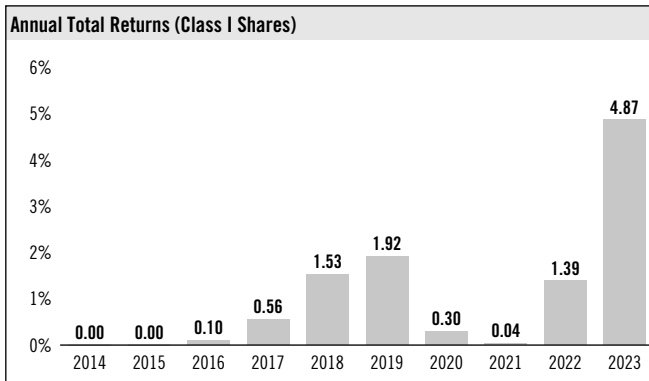
US Government Securities Risk. US Government securities may be adversely affected by changes in interest rates, a default by, or a downgrade in the credit quality rating of, the US Government, and may not be backed by the full faith and credit of the US Government.

Past Performance. The bar chart and table provide some indication of the risks of investing in the Portfolio by showing changes in the Portfolio's performance from year to year and by showing how the Portfolio's average annual returns for 1, 5, and 10 years. Past performance does not mean that the Portfolio will achieve similar results in the future.

The annual returns and average annual returns shown in the chart and table are after deduction of expenses and do not include Contract charges. If Contract charges were included, the returns shown would have been lower than those shown. Consult your Contract prospectus for information about Contract charges.

Annual return information in the bar chart is provided only for Class I shares. Because all of the Portfolio's shares are invested in the same portfolio of securities, annual returns for Class III shares would be lower because Class III shares do not have the same expenses as Class I shares.

Note: Prior to September 12, 2016, the Portfolio operated under the name "Money Market Portfolio" as a prime money market fund and invested in certain types of securities that, as a government money market fund, the Portfolio is no longer permitted to hold. Consequently, the performance information below may have been different if the current investment limitations had been in effect during the period prior to the Portfolio's conversion to a government money market fund.



Best Quarter:		Worst Quarter:	
1.29%	4th Quarter 2023	0.00%	4th Quarter 2021

Average Annual Total Returns (For the periods ended December 31, 2023)

	One Year	Five Years	Ten Years	Since Inception	Inception Date
PSF PGIM Government Money Market Portfolio Class I Shares	4.87%	1.69%	1.06%	-	
PSF PGIM Government Money Market Portfolio Class III Shares	4.61%	N/A	N/A	1.60%	4-26-2021
7-Day Yield (as of December 31, 2023)					
PSF PGIM Government Money Market Portfolio Class I Shares					5.05%
iMoneyNet, Inc. Government & Agency Retail Average					4.86% *

*Source: iMoneyNet, Inc. regularly reports a 7-day yield on Tuesdays. This is based on the data of all funds in the iMoneyNet, Inc. Government & Agency Retail Average category as of 12/31/2023.

MANAGEMENT OF THE PORTFOLIO

Investment Manager	Subadviser
PGIM Investments LLC	PGIM Fixed Income*

*PGIM Fixed Income is a business unit of PGIM, Inc.

TAX INFORMATION

Contract owners should consult the prospectus of the appropriate separate account or description of the plan for a discussion and information on the tax consequences of the Contract, policy or plan. In addition, Contract owners may wish to consult with their own tax advisors as to the tax consequences of investments in the Contracts and the Portfolio, including the application of US federal, state, local and non-US taxes. The Portfolio currently intends to be treated as a partnership for US federal income tax purposes. As a result, the Portfolio's income, gains, losses, deductions, and credits are "passed through" pro rata directly to the Participating Insurance Companies and retain the same character for US federal income tax purposes.

FINANCIAL INTERMEDIARY COMPENSATION

If you purchase your Contract through a broker-dealer or other financial intermediary (such as a bank), the Participating Insurance Company, the Portfolio, or their related companies may pay the intermediary for the sale of the Contract, the selection of the Portfolio, and related services. These payments may create a conflict of interest by influencing the broker-dealer or other intermediary and your salesperson to recommend the Contract over another investment or insurance product, or to recommend the Portfolio over another investment option under the Contract. Ask your salesperson or visit your financial intermediary's website for more information.

By Mail:	The Prudential Series Fund, 655 Broad Street, Newark, NJ 07102
By Telephone:	1-800-346-3778
On the Internet:	www.prudential.com/variableinsuranceportfolios



Prudential
Bring Your Challenges®

Prudential Series Fund

PSF PGIM High Yield Bond Portfolio
(Class I Shares)

PSF PGIM HIGH YIELD BOND PORTFOLIO – APPENDIX 6

THE PRUDENTIAL SERIES FUND
PSF PGIM High Yield Bond Portfolio

**Supplement dated June 18, 2024 to the
Summary Prospectus dated May 1, 2024 (the Summary Prospectus)**

This supplement should be read and retained in conjunction with the Summary Prospectus for The Prudential Series Fund (the Trust) for the PSF PGIM High Yield Bond Portfolio (the Portfolio), a series of the Trust. The Portfolio may not be available under your variable contract. For more information about the portfolios available under your variable contract, please refer to your contract prospectus. Defined terms used herein that are not otherwise defined shall have the meanings given to them in the Summary Prospectus.

The Summary Prospectus is revised as follows, effective July 1, 2024:

- I. The following table replaces the “Annual Portfolio Operating Expenses” table in the “PORTFOLIO FEES AND EXPENSES” section:

Annual Portfolio Operating Expenses (expenses that you pay each year as a percentage of the value of your investment)		
	Class I Shares	Class III Shares
Management Fees	0.55%	0.55%
+Distribution and/or Service Fees (12b-1 Fees)	None	0.25%
+Other Expenses	0.06%	0.06%
=Total Annual Portfolio Operating Expenses	0.61%	0.86%
-Fee Waiver and/or Expense Reimbursement	(0.04)%	(0.04)%
=Total Annual Portfolio Operating Expenses After Fee Waiver and/or Expense Reimbursement ⁽¹⁾	0.57%	0.82%

⁽¹⁾ The Manager has contractually agreed to waive a portion of its management fee and/or reimburse certain expenses of the Portfolio so that the Portfolio’s management fee plus other expenses (exclusive in all cases of distribution and/or service (12b-1) fees, administration fees, interest, brokerage, taxes (such as income and foreign withholding taxes, stamp duty and deferred tax expenses), extraordinary expenses, and certain other Portfolio expenses such as dividend and interest expense and broker charges on short sales) do not exceed 0.57% of the Portfolio’s average daily net assets through June 30, 2025. Where applicable, the Manager agrees to waive management fees or shared operating expenses on any share class to the same extent that it waives such expenses on any other share class. Expenses waived/reimbursed by the Manager for the purpose of preventing the expenses from exceeding a certain expense ratio limit may be recouped by the Manager within the same fiscal year during which such waiver/reimbursement is made if such recoupment can be realized without exceeding the expense limit in effect at the time of the recoupment for that fiscal year. These arrangements may not be terminated or modified without the prior approval of the Trust’s Board.

- II. The following table replaces the "Example" table in the "PORTFOLIO FEES AND EXPENSES" section:

	1 Year	3 Years	5 Years	10 Years
PSF PGIM High Yield Bond Portfolio Class I Shares	\$58	\$191	\$336	\$758
PSF PGIM High Yield Bond Portfolio Class III Shares	\$84	\$270	\$473	\$1,057

THIS SUPPLEMENT SHOULD BE READ AND RETAINED FOR FUTURE REFERENCE.



SUMMARY PROSPECTUS • MAY 1, 2024

Before you invest, you may want to review the Portfolio's Prospectus, which contains more information about the Portfolio and its risks. You can find the Portfolio's Prospectus, Statement of Additional Information (SAI), Annual Report and other information about the Portfolio online at www.prudential.com/variableinsuranceportfolios. You can also get this information at no cost by calling 1-800-346-3778 or by sending an e-mail to service@prudential.com. The Portfolio's Prospectus and SAI, both dated May 1, 2024, as supplemented and amended from time to time, and the Portfolio's most recent shareholder report, dated December 31, 2023 are all hereby incorporated by reference into (legally made a part of) this Summary Prospectus.

INVESTMENT OBJECTIVE

The investment objective of the Portfolio is a high total return.

PORTFOLIO FEES AND EXPENSES

The table below shows the fees and expenses that you may pay if you invest in shares of the Portfolio. The table does not include Contract charges. Because Contract charges are not included, the total fees and expenses that you will incur will be higher than the fees and expenses set forth in the table. See your Contract prospectus for more information about Contract charges.

Annual Portfolio Operating Expenses (expenses that you pay each year as a percentage of the value of your investment) ⁽¹⁾		
	Class I Shares	Class III Shares
Management Fees	0.55%	0.55%
+ Distribution and/or Service Fees (12b-1 Fees)	None	0.25%
+ Other Expenses	0.06%	0.06%
= Total Annual Portfolio Operating Expenses	0.61%	0.86%

⁽¹⁾ Any differences in total annual portfolio operating expenses shown in the table above and the expense ratio (after waivers and/or reimbursements) in the Portfolio's Financial Highlights are attributable to changes in management fees, fee waivers and/or expense limitations occurring after the end of the most recent fiscal year.

Example. The following example is intended to help you compare the cost of investing in the Portfolio with the cost of investing in other mutual funds. The table does not include Contract charges. Because Contract charges are not included, the total fees and expenses that you will incur will be higher than the fees and expenses set forth in the example. See your Contract prospectus for more information about Contract charges.

The example assumes that you invest \$10,000 in the Portfolio for the time periods indicated and then redeem all of your shares at the end of those periods. The example also assumes that your investment has a 5% return each year and that the Portfolio's operating expenses remain the same. Although your actual costs may be higher or lower, based on these assumptions, your costs would be:

	1 Year	3 Years	5 Years	10 Years
PSF PGIM High Yield Bond Portfolio Class I Shares	\$62	\$195	\$340	\$762
PSF PGIM High Yield Bond Portfolio Class III Shares	\$88	\$274	\$477	\$1,061

Portfolio Turnover. The Portfolio pays transaction costs, such as commissions, when it buys and sells securities (or "turns over" its portfolio). A higher portfolio turnover rate may indicate higher transaction costs. These costs, which are not reflected in annual portfolio operating expenses or in the example, affect the Portfolio's performance. During the Portfolio's most recent fiscal year ended December 31, the Portfolio's portfolio turnover rate was 26% of the average value of its portfolio.

INVESTMENTS, RISKS AND PERFORMANCE

Principal Investment Strategies. In pursuing its investment objective, the Portfolio normally invests at least 80% of its assets (net assets plus any borrowings made for investment purposes) in medium to lower rated debt investments. Such high yield/high risk debt investments are often referred to as high yield bonds or "junk bonds" and are riskier than higher rated bonds.

Lower rated and comparable unrated investments tend to offer better yields than higher rated investments with the same maturities because the issuer's financial condition may not have been as strong as that of higher rated issuers. The Portfolio may also invest up to 30% of its total assets in US dollar-denominated securities of foreign issuers. Changes in the perception of the creditworthiness of the issuers of lower rated investments tend to occur more frequently and in a more pronounced manner than for issuers of higher rated investments.

The Portfolio may invest up to 15% of its total assets in securities and instruments that are economically tied to emerging market countries. The Portfolio may invest in a security based upon the expected total return rather than the yield of such security.

The Portfolio may also invest up to 20% of its total assets in collateralized debt obligations, including collateralized loan obligations, and other credit-related asset backed securities.

The Portfolio may enter into short sales against-the-box. No more than 25% of the Portfolio's net assets may be used as collateral or segregated for purposes of securing a short sale obligation.

The Portfolio may invest up to 30% of its assets in reverse repurchase agreements and dollar rolls.

In managing the Portfolio's assets, the Portfolio's subadviser, PGIM Fixed Income, uses a combination of top-down economic analysis and bottom-up research in conjunction with proprietary quantitative models and risk management systems. In the top-down economic analysis, the subadviser develops views on economic, policy and market trends. In its bottom-up research, the subadviser develops an internal rating and outlook on issuers. The rating and outlook are determined based on a thorough review of the financial health and trends of the issuer. The subadviser may also consider investment factors such as expected total return, yield, spread, and potential for price appreciation as well as credit quality, maturity and risk.

Principal Risks of Investing in the Portfolio. The risks summarized below are the principal risks of investing in the Portfolio. The relative significance of the risks summarized below may change over time. All investments have risks to some degree, and it is possible that you could lose money by investing in the Portfolio. An investment in the Portfolio is not a deposit with a bank and is not insured or guaranteed by the Federal Deposit Insurance Corporation or any other government agency. While the Portfolio makes every effort to achieve its objective, the Portfolio cannot guarantee success. To the extent the Portfolio invests in underlying investment companies or other underlying portfolios, the Portfolio may be exposed to these risks directly through securities and other investments held directly by the Portfolio or indirectly through investments made by underlying portfolios in which the Portfolio invests.

Fixed Income Securities Risk. Investment in fixed income securities involves a variety of risks, including that: an issuer or guarantor of a security will be unable or unwilling to pay obligations when due; due to decreases in liquidity, the Portfolio may be unable to sell its securities holdings within a reasonable time at the price it values the security or at any price; and the Portfolio's investment may decrease in value when interest rates rise. Volatility in interest rates and in fixed income markets may increase the risk that the Portfolio's investment in fixed income securities will go down in value. In recent years, the Federal Open Market Committee (FOMC) began implementing increases to the federal funds interest rate and there may be further rate increases. To the extent rates increase substantially and/or rapidly, a Portfolio with significant investment in fixed income investments may be subject to significant losses. Changes in interest rates may also affect the liquidity of the Portfolio's investments in fixed income securities.

High Yield Risk. Investments in fixed income instruments rated below investment grade and unrated instruments of similar credit quality (i.e., "high yield securities" or "junk bonds") may be more sensitive to interest rate, credit, call, and liquidity risks than investments in investment grade securities, and have predominantly speculative characteristics. An economic downturn generally leads to a higher non-payment rate, and a high yield investment may lose significant value before a default occurs.

Foreign Investment Risk. Foreign markets tend to be more volatile than US markets and are generally not subject to regulatory requirements comparable to those in the US. Foreign securities include investments in securities of foreign issuers denominated in foreign currencies, as well as securities of foreign issuers denominated in US dollars and American Depositary Receipts. Foreign investment risk includes the risk that: changes in currency exchange rates may affect the value of foreign securities held by the Portfolio; foreign markets generally are more volatile than, and generally are not subject to regulatory requirements comparable to, US markets; foreign financial reporting and tax standards usually differ from those in the US; foreign exchanges are often less liquid than US markets; political or social developments may adversely affect the value of foreign securities; foreign holdings may be subject to special taxation and limitations on repatriating investment proceeds; and certain events in foreign markets may adversely affect foreign and domestic issuers, including, among others, military conflict, geopolitical developments, interruptions in the global supply chain, natural disasters, and outbreaks of infectious diseases.

Equity and Equity-Related Securities Risk. From time to time, the Portfolio may purchase or hold equity or equity-related securities incidental to the purchase or ownership of fixed income instruments or in connection with a reorganization of a borrower. These include common stock, preferred stock or securities that may be converted into or exchanged for common stock—known as convertible securities—like rights and warrants. The value of a particular equity or

equity-related security held by a Portfolio could fluctuate, perhaps greatly, in response to a number of factors, such as changes in the issuer's financial condition, changes in interest rates, or heightened levels of inflation. Such events may result in losses to the Portfolio. In addition, due to decreases in liquidity, the Portfolio may be unable to sell its securities holdings within a reasonable time at the price it values the security or at any price.

Bank Loan Investments Risk. A Portfolio's ability to receive payments of principal and interest and other amounts in connection with loans (whether through participations, assignments or otherwise) will depend primarily on the financial condition of the borrower. The failure by the Portfolio to receive scheduled interest or principal payments on a loan because of a default, bankruptcy or any other reason would adversely affect the income of the Portfolio and would likely reduce the value of its assets. Even with loans secured by collateral, there is the risk that the value of the collateral may decline, may be insufficient to meet the obligations of the borrower, or be difficult to liquidate. In the event of a default, the Portfolio may have difficulty collecting on any collateral and would not have the ability to collect on any collateral for an uncollateralized loan. Further, the Portfolio's access to collateral, if any, may be limited by bankruptcy laws. Loans that are secured and senior to other debtholders of a borrower tend to have more favorable loss recovery rates as compared to more junior types of below investment grade debt obligations, and junior loans can involve a higher degree of risk than more senior loans. In addition, loan participations generally are subject to restrictions on transfer, and only limited opportunities may exist to sell loan participations in secondary markets. As a result, it may be difficult for the Portfolio to value loans or sell loans at an acceptable price when it wants to sell them. Loans trade in an over-the-counter market, and confirmation and settlement, which are effected through standardized procedures and documentation, may have an impact on the length and timing of completing trades. To the extent the Portfolio invests in loans of non-US issuers, the risks of investing in non-US issuers are applicable. Loans may not be considered to be "securities" and as a result may not benefit from the protections of the federal securities laws, including anti-fraud protections and those with respect to the use of material non-public information, so that purchasers, such as the Portfolio, may not have the benefit of these protections.

Collateralized Debt Obligations Risk (CDO): The risks of an investment in a CDO, which can include collateralized loan obligations (CLOs), depend largely on the quality and type of the collateral and the tranche of the CDO in which the Portfolio invests. Investments in CDOs may be illiquid. In addition to the risks associated with debt instruments (e.g., interest rate risk and credit risk), CDOs carry additional risks including, but not limited to: (i) the possibility that distributions from collateral will not be adequate to make interest or other payments; (ii) the quality of the collateral may decline in value or default; (iii) the possibility that the Portfolio may invest in CDOs that are subordinate to other classes of the issuer's securities; and (iv) the complex structure of the security may not be fully understood at the time of investment and may produce disputes with the issuer or unexpected investment results.

Credit Risk. This is the risk that the issuer, the guarantor, or the insurer of a fixed income security, the counterparty to an investment or derivatives contract, or obligor of an obligation underlying an asset-backed security may be unable or unwilling to make timely principal and interest payments or to otherwise honor its obligations. Litigation, legislation or other political events, business or economic conditions, or the bankruptcy of the issuer could have a significant effect on an issuer's or obligor's ability to make payments of principal and/or interest. The lower the credit quality of a bond, the more sensitive it is to credit risk, and the credit quality of an investment can deteriorate rapidly.

Currency Risk. Currency risk is the risk that fluctuations in exchange rates will adversely affect the market value of a Portfolio's investments, including the risk that the currencies in which the Portfolio's investments are traded or in which the Portfolio receives income will decline in value relative to the US dollar. The overall impact on a Portfolio's holdings can be significant, and long-lasting, depending on the currencies represented in the portfolio and how each foreign currency appreciates or depreciates in relation to the US dollar and whether currency positions are hedged. Further, since exchange rate movements are volatile, a Portfolio's attempt at hedging could be unsuccessful, and it is not possible to effectively hedge the currency risks of many emerging market countries.

Derivatives Risk. A derivative is a financial contract, the value of which depends upon, or is derived from, the value of one or more underlying investments, such as an asset, reference rate, or index. The use of derivatives is a highly specialized activity that involves a variety of risks in addition to and greater than those associated with investing directly in securities, including the risk that: the party on the other side of a derivative transaction will be unable to honor its financial obligation; leverage created by investing in derivatives may result in losses to the Portfolio; derivatives may be difficult or impossible for the Portfolio to buy or sell at an opportune time or price, and may be difficult to terminate or otherwise offset; derivatives used for hedging may reduce or magnify losses but also may reduce or eliminate gains; the price of derivatives may be more volatile than the prices of traditional equity and debt securities; and changes in a derivative's value may not correlate perfectly with the assets, rates, indices or instruments it is designed to hedge or closely track. The Portfolio is subject to a derivatives risk management program, which may limit the ability of the Portfolio to invest in derivatives.

Dollar Roll Transactions Risk: Dollar rolls involve the sale by a Portfolio of a security for delivery in the current month with a promise to repurchase from the buyer a substantially similar—but not necessarily the same—security at a set price and date in the future. In a dollar roll, the Portfolio takes the risk that: (i) the market price of the mortgage-backed

securities will drop below their future repurchase price; (ii) the securities that it repurchases at a later date will have less favorable market characteristics; (iii) the other party to the agreement will not be able to perform; (iv) the roll adds leverage to the Portfolio; and (v) the roll increases the Portfolio's sensitivity to interest rate changes. In addition, investments in dollar rolls may increase the portfolio turnover rate of the Portfolio.

Economic and Market Events Risk. Economic and market events risk is the risk that one or more markets in which the Portfolio invests will decline in value, including the possibility that the markets will decline sharply and unpredictably. While a Portfolio's Manager or Subadviser(s) may make efforts to control the risks associated with market changes, and may attempt to identify changes as they occur, market environment changes can be sudden and extreme. Significant shocks to or disruptions of the financial markets or the economy, including those relating to general economic, political, or financial market conditions; significant or unexpected failures, near-failures or credit downgrades of key institutions; investor sentiment and market perceptions; unexpected changes in the prices of key commodities; government actions; geopolitical events or changes; and factors related to a specific issuer, geography, industry or sector, could adversely affect the liquidity and volatility of securities held by the Portfolio. In periods of market volatility and/or declines, the Portfolio may experience high levels of shareholder redemptions, and may have to sell securities at times when it would otherwise not do so, and at unfavorable prices.

Emerging Markets Risk. The risks of non-US investments are greater for investments in or exposed to emerging markets. Emerging market countries typically have economic, political, and social systems that are less developed, and can be expected to be less stable, than those of more developed countries. As a result, there could be less information available about issuers in emerging market countries, which could negatively affect the ability of the manager or a Portfolio's subadviser(s) to evaluate local companies or their potential impact on a Portfolio's performance. Characteristics of emerging market economies can include heavy economic dependence on international aid, agriculture or exports (particularly commodities), undeveloped or overburdened infrastructures and legal systems, vulnerability to natural disasters, significant and unpredictable government intervention in markets or the economy, volatile currency exchange rates, currency devaluations, runaway inflation, business practices that depart from norms for developed countries, and generally less liquid markets. For example, the economies of such countries can be subject to currency devaluations and rapid and unpredictable (and in some cases, extremely high) rates of inflation or deflation. Low trading volumes may result in a lack of liquidity, price volatility, and valuation difficulties. Regulatory regimes outside of the US may not require or enforce corporate governance standards comparable to that of the US, which may result in less protections for investors in such issuers and make such issuers more susceptible to actions not in the best interest of the issuer or its investors. Emerging market countries may have policies that restrict investments by foreign investors, or that prevent foreign investors from withdrawing their money at will, which may make it difficult for a Portfolio to invest in such countries or increase the administrative costs of such investments. Countries with emerging markets can be found in regions including, but not limited to, Asia, Latin America, the Middle East, Southern Europe, Eastern Europe, Africa and the region comprising the former Soviet Union. A Portfolio may invest in some emerging markets through trading structures or protocols that subject it to risks such as those associated with decreased liquidity, custody of assets, different settlement and clearance procedures, and asserting legal title under a developing legal and regulatory regime to a greater degree than in developed markets or even in other emerging markets.

Expense Risk. The actual cost of investing in the Portfolio may be higher than the expenses shown in the "Annual Portfolio Operating Expenses" table above for a variety of reasons, including, for example, if the Portfolio's average net assets decrease.

Interest Rate Risk. The value of your investment may go down when interest rates rise. A rise in interest rates tends to have a greater impact on the prices of longer term or duration securities. When interest rates fall, the issuers of debt obligations may prepay principal more quickly than expected, and the Portfolio may be required to reinvest the proceeds at a lower interest rate. This is referred to as "prepayment risk." When interest rates rise, debt obligations may be repaid more slowly than expected, and the value of the Portfolio's holdings may fall sharply. This is referred to as "extension risk." The Portfolio currently faces a heightened level of interest rate risk because of recent increases in interest rates in the US and globally. In recent years, the Federal Open Market Committee (FOMC) began implementing increases to the federal funds interest rate and there may be further rate increases. As interest rates rise, the value of fixed income investments typically decreases and there is risk that rates across the financial system also may rise. To the extent rates increase substantially and/or rapidly, a Portfolio with significant investment in fixed income investments may be subject to significant losses. Interest rates may continue to increase, possibly suddenly and significantly, with unpredictable effects on the markets and the Portfolio's investments. The Portfolio may lose money if short-term or long-term interest rates rise sharply or in a manner not anticipated by the subadviser.

Leverage Risk. Borrowings, certain derivatives and other trading strategies can create leverage (i.e., a Portfolio's investment exposures exceed its net asset value), which may amplify the Portfolio's gains and losses and cause the Portfolio to be more volatile and riskier than if it had not been leveraged.

Liquidity and Valuation Risk. The Portfolio may hold one or more securities for which there are no or few buyers and sellers or the securities are subject to limitations on transfer. The Portfolio may be unable to sell those portfolio holdings at the desired time or price, and may have difficulty determining the value of such securities for the purpose of determining the Portfolio's net asset value. In such cases, investments owned by the Portfolio may be valued at fair value pursuant to policies and procedures adopted and implemented by the Manager. No assurance can be given that the fair value prices accurately reflect the value of the security. The Portfolio is subject to a liquidity risk management program, which limits the ability of the Portfolio to invest in illiquid investments.

Market and Management Risk. Markets in which the Portfolio invests may experience volatility and go down in value, and possibly sharply and unpredictably in short periods of time. Investment techniques, risk analyses, and investment strategies, which may include quantitative models or methods, used by a subadviser in making investment decisions for the Portfolio are subject to human error and may not produce the intended or desired results. The value of the Portfolio's investments may be negatively affected by the occurrence of domestic or global events, including war, terrorism, environmental disasters, natural disasters, sanctions, cybersecurity events, supply chain disruptions, political or civil instability, and public health emergencies, among others. Such events may reduce consumer demand or economic output, result in market closures, travel restrictions or quarantines, and significantly adversely impact the economy. There is no guarantee that the investment objective of the Portfolio will be achieved.

Prepayment or Call Risk. Prepayment or call risk is the risk that issuers will prepay fixed-rate obligations held by the Portfolio when interest rates fall, forcing a Portfolio to reinvest in obligations with lower interest rates than the original obligations. Mortgage-related securities and asset-backed securities are particularly subject to prepayment risk.

Regulatory Risk. The Portfolio is subject to a variety of laws and regulations which govern its operations. The Portfolio is subject to regulation by the Securities and Exchange Commission (the SEC), and depending on the Portfolio, the Commodity Futures Trading Commission (the CFTC). Similarly, the businesses and other issuers of the securities and other instruments in which the Portfolio invests are also subject to considerable regulation. Changes in laws and regulations may materially impact the Portfolio, a security, business, sector, or market.

Reverse Repurchase Agreement Risk: Reverse repurchase agreements involve the sale of securities with an agreement to repurchase the securities at an agreed-upon price, date and interest payment and have the characteristics of borrowing. The use of reverse repurchase agreements may exaggerate any increase or decrease in the value of a Portfolio's assets. The use of reverse repurchase agreements is a form of leverage because the proceeds derived from reverse repurchase agreements may be invested in additional securities.

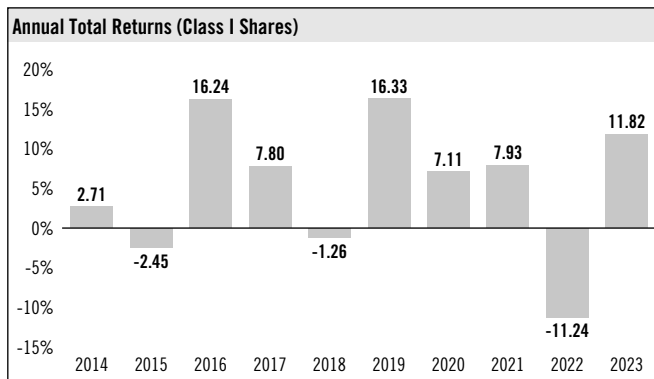
Short Sale Risk. A short sale involves the risk that the price of a borrowed security or derivative will increase during the time the Portfolio has borrowed the security or derivative and the Portfolio will incur a loss equal to the increase in price from the time that the short sale was entered into plus any premiums and interest paid to the third party. Short sales may result in losses that are greater than the cost of the investment. In addition, the third party to the short sale may fail to honor its contract terms, causing a loss to the Portfolio.

Past Performance. The bar chart and table provide some indication of the risks of investing in the Portfolio by showing changes in the Portfolio's performance from year to year and by showing how the Portfolio's average annual returns for 1, 5, and 10 years compare with those of a broad-based securities market index that reflects the performance of the overall market applicable to the Portfolio. Past performance does not mean that the Portfolio will achieve similar results in the future.

The annual returns and average annual returns shown in the chart and table are after deduction of expenses and do not include Contract charges. If Contract charges were included, the returns shown would have been lower than those shown. Consult your Contract prospectus for information about Contract charges.

Annual return information in the bar chart is provided only for Class I shares. Because all of the Portfolio's shares are invested in the same portfolio of securities, annual returns for Class III shares would be lower because Class III shares do not have the same expenses as Class I shares.

Note: Effective May 1, 2024, the Portfolio's broad-based performance index changed to the Bloomberg US Aggregate Bond Index. The Bloomberg US Aggregate Bond Index is an appropriate broad-based securities market index that represents the overall market applicable to the Portfolio. The Portfolio will utilize the Bloomberg US Corporate High Yield 1% Issuer Capped Index as its additional benchmark for performance comparison.



Best Quarter:		Worst Quarter:	
11.72%	2nd Quarter 2020	-14.21%	1st Quarter 2020

Average Annual Total Returns (For the periods ended December 31, 2023)

	One Year	Five Years	Ten Years	Since Inception	Inception Date
PSF PGIM High Yield Bond Portfolio Class I Shares	11.82%	5.94%	5.17%	-	
PSF PGIM High Yield Bond Portfolio Class III Shares	11.53%	N/A	N/A	0.98%	4-26-2021
Index					
Bloomberg US Corporate High Yield 1% Issuer Capped Index (reflects no deduction for fees, expenses or taxes)	13.46%	5.25%	4.53%	1.49%*	
Broad-Based Securities Market Index: Bloomberg US Aggregate Bond Index (reflects no deduction for fees, expenses or taxes)	5.53%	1.10%	1.81%	-2.76%*	

* Since Inception returns for the Indexes are measured from the month-end closest to the inception date.

MANAGEMENT OF THE PORTFOLIO

Investment Manager	Subadviser	Portfolio Managers	Title	Service Date
PGIM Investments LLC	PGIM Fixed Income*; PGIM Limited	Robert Cignarella, CFA	Managing Director and Head of U.S. High Yield for PGIM Fixed Income	May 2014
		Robert Spano, CFA, CPA	Principal and a High Yield Portfolio Manager	September 2007
		Ryan Kelly, CFA	Principal and a High Yield Portfolio Manager	February 2012
		Brian Clapp, CFA	Principal and a High Yield Portfolio Manager	May 2013
		Michael Gormally	Vice President and a High Yield portfolio manager and trader	April 2022
		Brian Lalli	Principal and Portfolio Manager	April 2023

*PGIM Fixed Income is a business unit of PGIM, Inc.

TAX INFORMATION

Contract owners should consult the prospectus of the appropriate separate account or description of the plan for a discussion and information on the tax consequences of the Contract, policy or plan. In addition, Contract owners may wish to consult with their own tax advisors as to the tax consequences of investments in the Contracts and the Portfolio, including the application of US federal, state, local and non-US taxes. The Portfolio currently intends to be treated as a partnership for US federal income tax purposes. As a result, the Portfolio's income, gains, losses, deductions, and credits are "passed through" pro rata directly to the Participating Insurance Companies and retain the same character for US federal income tax purposes.

FINANCIAL INTERMEDIARY COMPENSATION

If you purchase your Contract through a broker-dealer or other financial intermediary (such as a bank), the Participating Insurance Company, the Portfolio, or their related companies may pay the intermediary for the sale of the Contract, the selection of the Portfolio, and related services. These payments may create a conflict of interest by influencing the broker-dealer or other intermediary and your salesperson to recommend the Contract over another investment or

insurance product, or to recommend the Portfolio over another investment option under the Contract. Ask your salesperson or visit your financial intermediary's website for more information.

By Mail:	The Prudential Series Fund, 655 Broad Street, Newark, NJ 07102
By Telephone:	1-800-346-3778
On the Internet:	www.prudential.com/variableinsuranceportfolios



Prudential Series Fund

PSF PGIM Jennison Blend Portfolio
(Class I Shares)

(Includes all assets from PSF PGIM Jennison Focused Blend Portfolio)

PSF PGIM JENNISON BLEND PORTFOLIO – APPENDIX 7



SUMMARY PROSPECTUS • MAY 1, 2024

Before you invest, you may want to review the Portfolio's Prospectus, which contains more information about the Portfolio and its risks. You can find the Portfolio's Prospectus, Statement of Additional Information (SAI), Annual Report and other information about the Portfolio online at www.prudential.com/variableinsuranceportfolios. You can also get this information at no cost by calling 1-800-346-3778 or by sending an e-mail to service@prudential.com. The Portfolio's Prospectus and SAI, both dated May 1, 2024, as supplemented and amended from time to time, and the Portfolio's most recent shareholder report, dated December 31, 2023 are all hereby incorporated by reference into (legally made a part of) this Summary Prospectus.

INVESTMENT OBJECTIVE

The investment objective of the Portfolio is long-term growth of capital.

PORTFOLIO FEES AND EXPENSES

The table below shows the fees and expenses that you may pay if you invest in shares of the Portfolio. The table does not include Contract charges. Because Contract charges are not included, the total fees and expenses that you will incur will be higher than the fees and expenses set forth in the table. See your Contract prospectus for more information about Contract charges.

Annual Portfolio Operating Expenses (expenses that you pay each year as a percentage of the value of your investment)			
	Class I Shares	Class II Shares	Class III Shares
Management Fees	0.45%	0.45%	0.45%
+ Distribution and/or Service Fees (12b-1 Fees)	None	0.25%	0.25%
+ Administration Fee	None	0.15%	None
+ Other Expenses	0.01%	0.01% ⁽¹⁾	0.01%
= Total Annual Portfolio Operating Expenses	0.46%	0.86%	0.71%

⁽¹⁾ Other expenses have been updated from the most recent annual report to reflect current expenses.

Example. The following example is intended to help you compare the cost of investing in the Portfolio with the cost of investing in other mutual funds. The table does not include Contract charges. Because Contract charges are not included, the total fees and expenses that you will incur will be higher than the fees and expenses set forth in the example. See your Contract prospectus for more information about Contract charges.

The example assumes that you invest \$10,000 in the Portfolio for the time periods indicated and then redeem all of your shares at the end of those periods. The example also assumes that your investment has a 5% return each year and that the Portfolio's operating expenses remain the same. Although your actual costs may be higher or lower, based on these assumptions, your costs would be:

	1 Year	3 Years	5 Years	10 Years
PSF PGIM Jennison Blend Portfolio Class I Shares	\$47	\$148	\$258	\$579
PSF PGIM Jennison Blend Portfolio Class II Shares	\$88	\$274	\$477	\$1,061
PSF PGIM Jennison Blend Portfolio Class III Shares	\$73	\$227	\$395	\$883

Portfolio Turnover. The Portfolio pays transaction costs, such as commissions, when it buys and sells securities (or "turns over" its portfolio). A higher portfolio turnover rate may indicate higher transaction costs. These costs, which are not reflected in annual portfolio operating expenses or in the example, affect the Portfolio's performance. During the Portfolio's most recent fiscal year ended December 31, the Portfolio's portfolio turnover rate was 77% of the average value of its portfolio.

INVESTMENTS, RISKS AND PERFORMANCE**Principal Investment Strategies.**

In pursuing its investment objective, the Portfolio normally invests at least 80% of its assets (net assets plus any borrowings made for investment purposes) in common stock. The Portfolio primarily invests in the stock of companies with market capitalizations within the market capitalization range of the Russell 1000[®] Index (measured at the time of purchase). The market capitalization within the range will vary, but as of January 31, 2024, the weighted average market capitalization of companies included in the Russell 1000[®] Index was approximately \$682 billion, and the market capitalization of the largest company included in the Russell 1000[®] Index was approximately \$2.9 trillion. In addition, the Portfolio may invest in mid- and small-capitalization companies.

The Portfolio's subadviser, Jennison Associates LLC, employs a bottom-up fundamental stock research process which sources the investment universe from Jennison's growth, value, and small/mid cap investment teams. The growth research team seeks companies with unique business models with sustained competitive advantages; catalysts that drive growth rates well above that of the market; superior financial characteristics; and attractive long-term valuations. The value research team seeks companies the team believes are being valued at a discount to their intrinsic value, seeking companies with attractive valuation metrics that are unique to that business, high levels of durability and viability of the business and good business models that are being mispriced. The small/mid cap research process is designed to capitalize on inefficiencies in small-cap asset classes, seeking companies with attractive valuations, strong competitive positions, quality management teams, demonstrated growth in sales and earnings, balance sheet flexibility and strength, and strong earnings growth prospects. The Portfolio may invest up to 30% of its total assets in foreign securities (not including American Depositary Receipts and similar instruments). Up to 20% of the Portfolio's investable assets may be invested in short-, intermediate- or long-term debt obligations, convertible and nonconvertible preferred stock and other equity-related securities. Up to 5% of these investable assets may be rated below investment grade. These securities are considered speculative and are sometimes referred to as "junk bonds."

The subadviser employs a systematic portfolio construction process to incorporate its fundamental analysis with a systematic analysis of factors, such as stock price momentum and stock valuation. Incorporating information from both the subadviser's fundamental and systematic analyses, the subadviser constructs a diversified portfolio with sector and risk factor exposures managed relative to the Russell 1000[®] Index, using a technique known generally as portfolio optimization.

Principal Risks of Investing in the Portfolio. The risks summarized below are the principal risks of investing in the Portfolio. The relative significance of the risks summarized below may change over time. All investments have risks to some degree, and it is possible that you could lose money by investing in the Portfolio. An investment in the Portfolio is not a deposit with a bank and is not insured or guaranteed by the Federal Deposit Insurance Corporation or any other government agency. While the Portfolio makes every effort to achieve its objective, the Portfolio cannot guarantee success. To the extent the Portfolio invests in underlying investment companies or other underlying portfolios, the Portfolio may be exposed to these risks directly through securities and other investments held directly by the Portfolio or indirectly through investments made by underlying portfolios in which the Portfolio invests.

Equity Securities Risk. The value of a particular stock or equity-related security held by the Portfolio could fluctuate, perhaps greatly, in response to a number of factors, such as changes in the issuer's financial condition or the value of the equity markets or a sector of those markets. Such events may result in losses to the Portfolio. In addition, due to decreases in liquidity, the Portfolio may be unable to sell its securities holdings within a reasonable time at the price it values the security or at any price.

Blend Style Risk. A Portfolio's blend investment style may subject the Portfolio to risks of both value and growth investing. The portion of the Portfolio's portfolio that makes investments pursuant to a growth strategy may be subject to above-average market price fluctuations as a result of seeking high-quality stocks with good future growth prospects. The portion of the Portfolio's portfolio that makes investments pursuant to a value strategy may be subject to the risk that the market may not recognize a security's intrinsic value for long periods of time or that a stock judged to be undervalued may actually be appropriately priced. Issuers of value stocks may have experienced adverse business developments or may be subject to special risks that have caused the stock to be out of favor. If the Portfolio's assessment of market conditions or a company's value is inaccurate, the Portfolio could suffer losses or produce poor performance relative to other funds. Historically, growth stocks have performed best during later stages of economic expansion and value stocks have performed best during periods of economic recovery. Therefore, both styles may over time go in and out of favor depending on market conditions. At times when a style is out of favor, that portion of the portfolio may lag the other portion of the portfolio, which may cause the Portfolio to underperform the market in general, its benchmark, and other mutual funds.

Credit Risk. This is the risk that the issuer, the guarantor, or the insurer of a fixed income security, the counterparty to an investment or derivatives contract, or obligor of an obligation underlying an asset-backed security may be unable or unwilling to make timely principal and interest payments or to otherwise honor its obligations. Litigation, legislation or other political events, business or economic conditions, or the bankruptcy of the issuer could have a significant effect on an issuer's or obligor's ability to make payments of principal and/or interest. The lower the credit quality of a bond, the more sensitive it is to credit risk, and the credit quality of an investment can deteriorate rapidly.

Fixed Income Securities Risk. Investment in fixed income securities involves a variety of risks, including that: an issuer or guarantor of a security will be unable or unwilling to pay obligations when due; due to decreases in liquidity, the Portfolio may be unable to sell its securities holdings within a reasonable time at the price it values the security or at any price; and the Portfolio's investment may decrease in value when interest rates rise. Volatility in interest rates and in fixed income markets may increase the risk that the Portfolio's investment in fixed income securities will go down in value. In recent years, the Federal Open Market Committee (FOMC) began implementing increases to the federal funds interest rate and there may be further rate increases. To the extent rates increase substantially and/or rapidly, a Portfolio with significant investment in fixed income investments may be subject to significant losses. Changes in interest rates may also affect the liquidity of the Portfolio's investments in fixed income securities.

Foreign Investment Risk. Foreign markets tend to be more volatile than US markets and are generally not subject to regulatory requirements comparable to those in the US. Foreign securities include investments in securities of foreign issuers denominated in foreign currencies, as well as securities of foreign issuers denominated in US dollars and American Depositary Receipts. Foreign investment risk includes the risk that: changes in currency exchange rates may affect the value of foreign securities held by the Portfolio; foreign markets generally are more volatile than, and generally are not subject to regulatory requirements comparable to, US markets; foreign financial reporting and tax standards usually differ from those in the US; foreign exchanges are often less liquid than US markets; political or social developments may adversely affect the value of foreign securities; foreign holdings may be subject to special taxation and limitations on repatriating investment proceeds; and certain events in foreign markets may adversely affect foreign and domestic issuers, including, among others, military conflict, geopolitical developments, interruptions in the global supply chain, natural disasters, and outbreaks of infectious diseases.

Economic and Market Events Risk. Economic and market events risk is the risk that one or more markets in which the Portfolio invests will decline in value, including the possibility that the markets will decline sharply and unpredictably. While a Portfolio's Manager or Subadviser(s) may make efforts to control the risks associated with market changes, and may attempt to identify changes as they occur, market environment changes can be sudden and extreme. Significant shocks to or disruptions of the financial markets or the economy, including those relating to general economic, political, or financial market conditions; significant or unexpected failures, near-failures or credit downgrades of key institutions; investor sentiment and market perceptions; unexpected changes in the prices of key commodities; government actions; geopolitical events or changes; and factors related to a specific issuer, geography, industry or sector, could adversely affect the liquidity and volatility of securities held by the Portfolio. In periods of market volatility and/or declines, the Portfolio may experience high levels of shareholder redemptions, and may have to sell securities at times when it would otherwise not do so, and at unfavorable prices.

Expense Risk. The actual cost of investing in the Portfolio may be higher than the expenses shown in the "Annual Portfolio Operating Expenses" table above for a variety of reasons, including, for example, if the Portfolio's average net assets decrease.

High Yield Risk. Investments in fixed income instruments rated below investment grade and unrated instruments of similar credit quality (i.e., "high yield securities" or "junk bonds") may be more sensitive to interest rate, credit, call, and liquidity risks than investments in investment grade securities, and have predominantly speculative characteristics. An economic downturn generally leads to a higher non-payment rate, and a high yield investment may lose significant value before a default occurs.

Interest Rate Risk. The value of your investment may go down when interest rates rise. A rise in interest rates tends to have a greater impact on the prices of longer term or duration securities. When interest rates fall, the issuers of debt obligations may prepay principal more quickly than expected, and the Portfolio may be required to reinvest the proceeds at a lower interest rate. This is referred to as "prepayment risk." When interest rates rise, debt obligations may be repaid more slowly than expected, and the value of the Portfolio's holdings may fall sharply. This is referred to as "extension risk." The Portfolio currently faces a heightened level of interest rate risk because of recent increases in interest rates in the US and globally. In recent years, the Federal Open Market Committee (FOMC) began implementing increases to the federal funds interest rate and there may be further rate increases. As interest rates rise, the value of fixed income investments typically decreases and there is risk that rates across the financial system also may rise. To the extent rates increase substantially and/or rapidly, a Portfolio with significant investment in fixed income investments may be subject to significant losses. Interest rates may continue to increase, possibly suddenly and significantly, with unpredictable effects on the markets and the Portfolio's investments. The Portfolio may lose money if short-term or long-term interest rates rise sharply or in a manner not anticipated by the subadviser.

Large Company Risk. Large-capitalization stocks as a group could fall out of favor with the market, causing the Portfolio to underperform investments that focus on small- or medium-capitalization stocks. Larger, more established companies may be slow to respond to challenges and may grow more slowly than smaller companies.

Market and Management Risk. Markets in which the Portfolio invests may experience volatility and go down in value, and possibly sharply and unpredictably in short periods of time. Investment techniques, risk analyses, and investment strategies, which may include quantitative models or methods, used by a subadviser in making investment decisions for

the Portfolio are subject to human error and may not produce the intended or desired results. The value of the Portfolio's investments may be negatively affected by the occurrence of domestic or global events, including war, terrorism, environmental disasters, natural disasters, sanctions, cybersecurity events, supply chain disruptions, political or civil instability, and public health emergencies, among others. Such events may reduce consumer demand or economic output, result in market closures, travel restrictions or quarantines, and significantly adversely impact the economy. There is no guarantee that the investment objective of the Portfolio will be achieved.

Market Capitalization Risk. Investing in issuers within the same market capitalization category carries the risk that the category may be out of favor due to current market conditions or investor sentiment. Because the Portfolio may invest a portion of its assets in securities issued by small-cap companies, it is likely to be more volatile than a portfolio that focuses on securities issued by larger companies. Small-sized companies often have less experienced management, narrower product lines, more limited financial resources, and less publicly available information than larger companies. In addition, smaller companies are typically more sensitive to changes in overall economic conditions and their securities may be difficult to trade.

Mid-Sized Company Risk. The shares of mid-sized companies tend to trade less frequently than those of larger, more established companies, which can have an adverse effect on the pricing and volatility of these securities and on the Portfolio's ability to sell the securities.

Small Sized Company Risk. Securities of small sized companies tend to be less liquid than those of larger, more established companies, which can have an adverse effect on the price of these securities and on the Portfolio's ability to sell these securities. The market price of such investments also may rise more in response to buying demand and fall more in response to selling pressure and be more volatile than investments in larger companies.

Prepayment or Call Risk. Prepayment or call risk is the risk that issuers will prepay fixed-rate obligations held by the Portfolio when interest rates fall, forcing a Portfolio to reinvest in obligations with lower interest rates than the original obligations. Mortgage-related securities and asset-backed securities are particularly subject to prepayment risk.

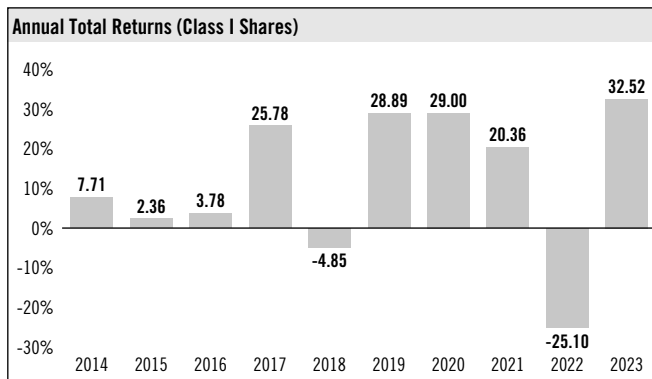
Regulatory Risk. The Portfolio is subject to a variety of laws and regulations which govern its operations. The Portfolio is subject to regulation by the Securities and Exchange Commission (the SEC), and depending on the Portfolio, the Commodity Futures Trading Commission (the CFTC). Similarly, the businesses and other issuers of the securities and other instruments in which the Portfolio invests are also subject to considerable regulation. Changes in laws and regulations may materially impact the Portfolio, a security, business, sector, or market.

Past Performance. The bar chart and table provide some indication of the risks of investing in the Portfolio by showing changes in the Portfolio's performance from year to year and by showing how the Portfolio's average annual returns for 1, 5, and 10 years compare with those of a broad-based securities market index that reflects the performance of the overall market applicable to the Portfolio. Past performance does not mean that the Portfolio will achieve similar results in the future.

The annual returns and average annual returns shown in the chart and table are after deduction of expenses and do not include Contract charges. If Contract charges were included, the returns shown would have been lower than those shown. Consult your Contract prospectus for information about Contract charges.

Annual return information in the bar chart is provided only for Class I shares. Because all of the Portfolio's shares are invested in the same portfolio of securities, annual returns for Class II and Class III shares would be lower because Class II and Class III shares do not have the same expenses as Class I shares.

Note: The PSF PGIM Jennison Blend Portfolio changed certain investment strategies, effective December 11, 2023. The performance figures prior to December 11, 2023 for the Portfolio reflect the Portfolio's former investment operations, policies, and strategies prior to this date. Such performance is not representative of the Portfolio's current investment operations, policies, and strategies that took effect as of this date, and the Portfolio's performance after this date could be materially different.



Best Quarter:		Worst Quarter:	
26.37%	2nd Quarter 2020	-19.55%	2nd Quarter 2022

Average Annual Total Returns (For the periods ended December 31, 2023)

	One Year	Five Years	Ten Years	Since Inception	Inception Date
PSF PGIM Jennison Blend Portfolio Class I Shares	32.52%	14.71%	10.52%	-	
PSF PGIM Jennison Blend Portfolio Class II Shares	31.98%	14.25%	10.08%	-	
PSF PGIM Jennison Blend Portfolio Class III Shares	32.19%	N/A	N/A	3.69%	4-26-2021
Index					
Russell 1000 Index (reflects no deduction for fees, expenses or taxes)	26.53%	15.52%	11.80%	5.70%*	
Broad-Based Securities Market Index: S&P 500 Index (reflects no deduction for fees, expenses or taxes)	26.29%	15.69%	12.03%	6.74%*	

* Since Inception returns for the Indexes are measured from the month-end closest to the inception date.

MANAGEMENT OF THE PORTFOLIO

Investment Manager	Subadviser	Portfolio Managers	Title	Service Date
PGIM Investments LLC	Jennison Associates LLC	Jason T. McManus	Managing Director	December 2023
		Adam L. Friedman	Managing Director	December 2023
		Brian A. Porpora	Managing Director	December 2023

TAX INFORMATION

Contract owners should consult the prospectus of the appropriate separate account or description of the plan for a discussion and information on the tax consequences of the Contract, policy or plan. In addition, Contract owners may wish to consult with their own tax advisors as to the tax consequences of investments in the Contracts and the Portfolio, including the application of US federal, state, local and non-US taxes. The Portfolio currently intends to be treated as a partnership for US federal income tax purposes. As a result, the Portfolio's income, gains, losses, deductions, and credits are "passed through" pro rata directly to the Participating Insurance Companies and retain the same character for US federal income tax purposes.

FINANCIAL INTERMEDIARY COMPENSATION

If you purchase your Contract through a broker-dealer or other financial intermediary (such as a bank), the Participating Insurance Company, the Portfolio, or their related companies may pay the intermediary for the sale of the Contract, the selection of the Portfolio, and related services. These payments may create a conflict of interest by influencing the broker-dealer or other intermediary and your salesperson to recommend the Contract over another investment or insurance product, or to recommend the Portfolio over another investment option under the Contract. Ask your salesperson or visit your financial intermediary's website for more information.

By Mail:	The Prudential Series Fund, 655 Broad Street, Newark, NJ 07102
By Telephone:	1-800-346-3778
On the Internet:	www.prudential.com/variableinsuranceportfolios



Prudential Series Fund

PSF PGIM Jennison Value Portfolio
(Class I Shares)



SUMMARY PROSPECTUS • MAY 1, 2024

Before you invest, you may want to review the Portfolio's Prospectus, which contains more information about the Portfolio and its risks. You can find the Portfolio's Prospectus, Statement of Additional Information (SAI), Annual Report and other information about the Portfolio online at www.prudential.com/variableinsuranceportfolios. You can also get this information at no cost by calling 1-800-346-3778 or by sending an e-mail to service@prudential.com. The Portfolio's Prospectus and SAI, both dated May 1, 2024, as supplemented and amended from time to time, and the Portfolio's most recent shareholder report, dated December 31, 2023 are all hereby incorporated by reference into (legally made a part of) this Summary Prospectus.

INVESTMENT OBJECTIVE

The investment objective of the Portfolio is to seek capital appreciation.

PORTFOLIO FEES AND EXPENSES

The table below shows the fees and expenses that you may pay if you invest in shares of the Portfolio. The table does not include Contract charges. Because Contract charges are not included, the total fees and expenses that you will incur will be higher than the fees and expenses set forth in the table. See your Contract prospectus for more information about Contract charges.

Annual Portfolio Operating Expenses (expenses that you pay each year as a percentage of the value of your investment)			
	Class I Shares	Class II Shares	Class III Shares
Management Fees	0.40%	0.40%	0.40%
+ Distribution and/or Service Fees (12b-1 Fees)	None	0.25%	0.25%
+ Administration Fees	None	0.15%	None
+ Other Expenses	0.02%	0.02%	0.02%
= Total Annual Portfolio Operating Expenses	0.42%	0.82%	0.67%

Example. The following example is intended to help you compare the cost of investing in the Portfolio with the cost of investing in other mutual funds. The table does not include Contract charges. Because Contract charges are not included, the total fees and expenses that you will incur will be higher than the fees and expenses set forth in the example. See your Contract prospectus for more information about Contract charges.

The example assumes that you invest \$10,000 in the Portfolio for the time periods indicated and then redeem all of your shares at the end of those periods. The example also assumes that your investment has a 5% return each year and that the Portfolio's operating expenses remain the same. Although your actual costs may be higher or lower, based on these assumptions, your costs would be:

	1 Year	3 Years	5 Years	10 Years
PSF PGIM Jennison Value Portfolio Class I Shares	\$43	\$135	\$235	\$530
PSF PGIM Jennison Value Portfolio Class II Shares	\$84	\$262	\$455	\$1,014
PSF PGIM Jennison Value Portfolio Class III Shares	\$68	\$214	\$373	\$835

Portfolio Turnover. The Portfolio pays transaction costs, such as commissions, when it buys and sells securities (or "turns over" its portfolio). A higher portfolio turnover rate may indicate higher transaction costs. These costs, which are not reflected in annual portfolio operating expenses or in the example, affect the Portfolio's performance. During the Portfolio's most recent fiscal year ended December 31, the Portfolio's portfolio turnover rate was 33% of the average value of its portfolio.

INVESTMENTS, RISKS AND PERFORMANCE

Principal Investment Strategies. The Portfolio normally invests at least 65% of its total assets in equity and equity-related securities, with an emphasis on securities of large capitalization companies. The Portfolio defines large capitalization companies as those companies with market capitalizations, to be within the market capitalization of the Russell 1000[®]

Value Index (measured at the time of purchase). As of January 31, 2024, the Russell 1000[®] Value Index had a weighted average market capitalization of \$147 billion, and the largest company by market capitalization was \$832 billion. The Portfolio seeks companies that it believes are being valued at a discount to their intrinsic value. A company's valuation is very important in this determination, as are the durability of a company's free cash flow and earnings growth. A disciplined process to manage risk in both security selection and portfolio construction is a critical component of the value portfolio manager's investment process. Up to 35% of the Portfolio's total assets may be invested in debt obligations and non-convertible preferred stock. The Portfolio may invest up to 25% of its total assets in real estate investment trusts and up to 30% of its total assets in foreign securities, including money market instruments, equity securities and debt obligations. For these purposes, the subadviser does not consider American Depositary Receipts and similar receipts or shares traded in US markets as foreign securities.

Principal Risks of Investing in the Portfolio. The risks summarized below are the principal risks of investing in the Portfolio. The relative significance of the risks summarized below may change over time. All investments have risks to some degree, and it is possible that you could lose money by investing in the Portfolio. An investment in the Portfolio is not a deposit with a bank and is not insured or guaranteed by the Federal Deposit Insurance Corporation or any other government agency. While the Portfolio makes every effort to achieve its objective, the Portfolio cannot guarantee success. To the extent the Portfolio invests in underlying investment companies or other underlying portfolios, the Portfolio may be exposed to these risks directly through securities and other investments held directly by the Portfolio or indirectly through investments made by underlying portfolios in which the Portfolio invests.

Credit Risk. This is the risk that the issuer, the guarantor, or the insurer of a fixed income security, the counterparty to an investment or derivatives contract, or obligor of an obligation underlying an asset-backed security may be unable or unwilling to make timely principal and interest payments or to otherwise honor its obligations. Litigation, legislation or other political events, business or economic conditions, or the bankruptcy of the issuer could have a significant effect on an issuer's or obligor's ability to make payments of principal and/or interest. The lower the credit quality of a bond, the more sensitive it is to credit risk, and the credit quality of an investment can deteriorate rapidly.

Currency Risk. Currency risk is the risk that fluctuations in exchange rates will adversely affect the market value of a Portfolio's investments, including the risk that the currencies in which the Portfolio's investments are traded or in which the Portfolio receives income will decline in value relative to the US dollar. The overall impact on a Portfolio's holdings can be significant, and long-lasting, depending on the currencies represented in the portfolio and how each foreign currency appreciates or depreciates in relation to the US dollar and whether currency positions are hedged. Further, since exchange rate movements are volatile, a Portfolio's attempt at hedging could be unsuccessful, and it is not possible to effectively hedge the currency risks of many emerging market countries.

Equity Securities Risk. The value of a particular stock or equity-related security held by the Portfolio could fluctuate, perhaps greatly, in response to a number of factors, such as changes in the issuer's financial condition or the value of the equity markets or a sector of those markets. Such events may result in losses to the Portfolio. In addition, due to decreases in liquidity, the Portfolio may be unable to sell its securities holdings within a reasonable time at the price it values the security or at any price.

Large Company Risk. Large-capitalization stocks as a group could fall out of favor with the market, causing the Portfolio to underperform investments that focus on small- or medium-capitalization stocks. Larger, more established companies may be slow to respond to challenges and may grow more slowly than smaller companies.

Foreign Investment Risk. Foreign markets tend to be more volatile than US markets and are generally not subject to regulatory requirements comparable to those in the US. Foreign securities include investments in securities of foreign issuers denominated in foreign currencies, as well as securities of foreign issuers denominated in US dollars and American Depositary Receipts. Foreign investment risk includes the risk that: changes in currency exchange rates may affect the value of foreign securities held by the Portfolio; foreign markets generally are more volatile than, and generally are not subject to regulatory requirements comparable to, US markets; foreign financial reporting and tax standards usually differ from those in the US; foreign exchanges are often less liquid than US markets; political or social developments may adversely affect the value of foreign securities; foreign holdings may be subject to special taxation and limitations on repatriating investment proceeds; and certain events in foreign markets may adversely affect foreign and domestic issuers, including, among others, military conflict, geopolitical developments, interruptions in the global supply chain, natural disasters, and outbreaks of infectious diseases.

Real Estate Risk. Investments in real estate investment trusts (REITs) and real estate-linked derivative instruments are subject to risks similar to those associated with direct ownership of real estate. Poor performance by the manager of the REIT and adverse changes to or inability to qualify for favorable tax laws will adversely affect the Portfolio. In addition, some REITs have limited diversification because they invest in a limited number of properties, a narrow geographic area, or a single type of property. Higher interest rates have a negative impact on real estate markets by increasing financing costs associated with purchasing new real estate or refinancing debt obligations. Additionally, occupancy rates for commercial real estate can reduce the value of existing real estate investments and rental income.

Economic and Market Events Risk. Economic and market events risk is the risk that one or more markets in which the Portfolio invests will decline in value, including the possibility that the markets will decline sharply and unpredictably. While a Portfolio's Manager or Subadviser(s) may make efforts to control the risks associated with market changes, and may attempt to identify changes as they occur, market environment changes can be sudden and extreme. Significant shocks to or disruptions of the financial markets or the economy, including those relating to general economic, political, or financial market conditions; significant or unexpected failures, near-failures or credit downgrades of key institutions; investor sentiment and market perceptions; unexpected changes in the prices of key commodities; government actions; geopolitical events or changes; and factors related to a specific issuer, geography, industry or sector, could adversely affect the liquidity and volatility of securities held by the Portfolio. In periods of market volatility and/or declines, the Portfolio may experience high levels of shareholder redemptions, and may have to sell securities at times when it would otherwise not do so, and at unfavorable prices.

Expense Risk. The actual cost of investing in the Portfolio may be higher than the expenses shown in the "Annual Portfolio Operating Expenses" table above for a variety of reasons, including, for example, if the Portfolio's average net assets decrease.

Fixed Income Securities Risk. Investment in fixed income securities involves a variety of risks, including that: an issuer or guarantor of a security will be unable or unwilling to pay obligations when due; due to decreases in liquidity, the Portfolio may be unable to sell its securities holdings within a reasonable time at the price it values the security or at any price; and the Portfolio's investment may decrease in value when interest rates rise. Volatility in interest rates and in fixed income markets may increase the risk that the Portfolio's investment in fixed income securities will go down in value. In recent years, the Federal Open Market Committee (FOMC) began implementing increases to the federal funds interest rate and there may be further rate increases. To the extent rates increase substantially and/or rapidly, a Portfolio with significant investment in fixed income investments may be subject to significant losses. Changes in interest rates may also affect the liquidity of the Portfolio's investments in fixed income securities.

Interest Rate Risk. The value of your investment may go down when interest rates rise. A rise in interest rates tends to have a greater impact on the prices of longer term or duration securities. When interest rates fall, the issuers of debt obligations may prepay principal more quickly than expected, and the Portfolio may be required to reinvest the proceeds at a lower interest rate. This is referred to as "prepayment risk." When interest rates rise, debt obligations may be repaid more slowly than expected, and the value of the Portfolio's holdings may fall sharply. This is referred to as "extension risk." The Portfolio currently faces a heightened level of interest rate risk because of recent increases in interest rates in the US and globally. In recent years, the Federal Open Market Committee (FOMC) began implementing increases to the federal funds interest rate and there may be further rate increases. As interest rates rise, the value of fixed income investments typically decreases and there is risk that rates across the financial system also may rise. To the extent rates increase substantially and/or rapidly, a Portfolio with significant investment in fixed income investments may be subject to significant losses. Interest rates may continue to increase, possibly suddenly and significantly, with unpredictable effects on the markets and the Portfolio's investments. The Portfolio may lose money if short-term or long-term interest rates rise sharply or in a manner not anticipated by the subadviser.

Investment Style Risk. Securities held by the Portfolio as a result of a particular investment style, such as growth or value, tend to perform differently (i.e., better or worse than other segments of, or the overall, stock market) depending on market and economic conditions and investor sentiment. At times when the investment style is out of favor, the Portfolio may underperform other funds that invest in similar asset classes but use different investment styles.

Liquidity and Valuation Risk. The Portfolio may hold one or more securities for which there are no or few buyers and sellers or the securities are subject to limitations on transfer. The Portfolio may be unable to sell those portfolio holdings at the desired time or price, and may have difficulty determining the value of such securities for the purpose of determining the Portfolio's net asset value. In such cases, investments owned by the Portfolio may be valued at fair value pursuant to policies and procedures adopted and implemented by the Manager. No assurance can be given that the fair value prices accurately reflect the value of the security. The Portfolio is subject to a liquidity risk management program, which limits the ability of the Portfolio to invest in illiquid investments.

Market and Management Risk. Markets in which the Portfolio invests may experience volatility and go down in value, and possibly sharply and unpredictably in short periods of time. Investment techniques, risk analyses, and investment strategies, which may include quantitative models or methods, used by a subadviser in making investment decisions for the Portfolio are subject to human error and may not produce the intended or desired results. The value of the Portfolio's investments may be negatively affected by the occurrence of domestic or global events, including war, terrorism, environmental disasters, natural disasters, sanctions, cybersecurity events, supply chain disruptions, political or civil instability, and public health emergencies, among others. Such events may reduce consumer demand or economic output, result in market closures, travel restrictions or quarantines, and significantly adversely impact the economy. There is no guarantee that the investment objective of the Portfolio will be achieved.

Market Capitalization Risk. Investing in issuers within the same market capitalization category carries the risk that the category may be out of favor due to current market conditions or investor sentiment. Because the Portfolio may invest a portion of its assets in securities issued by small-cap companies, it is likely to be more volatile than a portfolio that focuses on securities issued by larger companies. Small-sized companies often have less experienced management, narrower product lines, more limited financial resources, and less publicly available information than larger companies. In addition, smaller companies are typically more sensitive to changes in overall economic conditions and their securities may be difficult to trade.

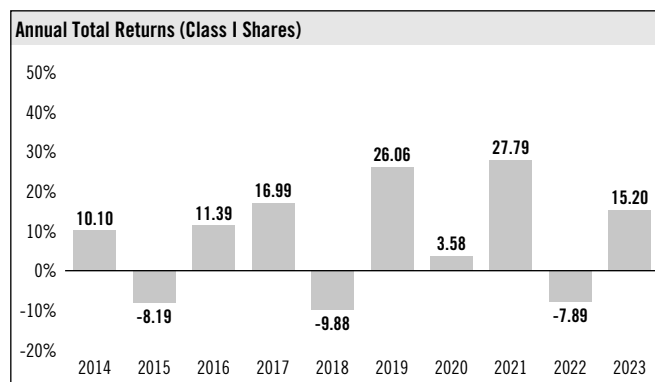
Prepayment or Call Risk. Prepayment or call risk is the risk that issuers will prepay fixed-rate obligations held by the Portfolio when interest rates fall, forcing a Portfolio to reinvest in obligations with lower interest rates than the original obligations. Mortgage-related securities and asset-backed securities are particularly subject to prepayment risk.

Regulatory Risk. The Portfolio is subject to a variety of laws and regulations which govern its operations. The Portfolio is subject to regulation by the Securities and Exchange Commission (the SEC), and depending on the Portfolio, the Commodity Futures Trading Commission (the CFTC). Similarly, the businesses and other issuers of the securities and other instruments in which the Portfolio invests are also subject to considerable regulation. Changes in laws and regulations may materially impact the Portfolio, a security, business, sector, or market.

Past Performance. The bar chart and table provide some indication of the risks of investing in the Portfolio by showing changes in the Portfolio's performance from year to year and by showing how the Portfolio's average annual returns for 1, 5, and 10 years compare with those of a broad-based securities market index that reflects the performance of the overall market applicable to the Portfolio. Past performance does not mean that the Portfolio will achieve similar results in the future.

The annual returns and average annual returns shown in the chart and table are after deduction of expenses and do not include Contract charges. If Contract charges were included, the returns shown would have been lower than those shown. Consult your Contract prospectus for information about Contract charges.

Annual return information in the bar chart is provided only for Class I shares. Because all of the Portfolio's shares are invested in the same portfolio of securities, annual returns for Class II and Class III shares would be lower because Class II and Class III shares do not have the same expenses as Class I shares.



Best Quarter:		Worst Quarter:	
15.96%	2nd Quarter 2020	-26.87%	1st Quarter 2020

Average Annual Total Returns (For the periods ended December 31, 2023)					
	One Year	Five Years	Ten Years	Since Inception	Inception Date
PSF PGIM Jennison Value Portfolio Class I Shares	15.20%	12.10%	7.71%	-	
PSF PGIM Jennison Value Portfolio Class II Shares	14.74%	11.66%	7.28%	-	
PSF PGIM Jennison Value Portfolio Class III Shares	14.92%	N/A	N/A	6.16%	4-26-2021
Index					
Russell 1000 Value Index (reflects no deduction for fees, expenses or taxes)	11.46%	10.91%	8.40%	4.16%*	
Broad-Based Securities Market Index: S&P 500 Index (reflects no deduction for fees, expenses or taxes)	26.29%	15.69%	12.03%	6.74%*	

* Since Inception returns for the Indexes are measured from the month-end closest to the inception date.

MANAGEMENT OF THE PORTFOLIO

Investment Manager	Subadviser	Portfolio Managers	Title	Service Date
PGIM Investments LLC	Jennison Associates LLC	Warren N. Koontz, Jr., CFA	Managing Director	September 2014
		Joseph C. Esposito, CFA	Managing Director	May 2017

TAX INFORMATION

Contract owners should consult the prospectus of the appropriate separate account or description of the plan for a discussion and information on the tax consequences of the Contract, policy or plan. In addition, Contract owners may wish to consult with their own tax advisors as to the tax consequences of investments in the Contracts and the Portfolio, including the application of US federal, state, local and non-US taxes. The Portfolio currently intends to be treated as a partnership for US federal income tax purposes. As a result, the Portfolio's income, gains, losses, deductions, and credits are "passed through" pro rata directly to the Participating Insurance Companies and retain the same character for US federal income tax purposes.

FINANCIAL INTERMEDIARY COMPENSATION

If you purchase your Contract through a broker-dealer or other financial intermediary (such as a bank), the Participating Insurance Company, the Portfolio, or their related companies may pay the intermediary for the sale of the Contract, the selection of the Portfolio, and related services. These payments may create a conflict of interest by influencing the broker-dealer or other intermediary and your salesperson to recommend the Contract over another investment or insurance product, or to recommend the Portfolio over another investment option under the Contract. Ask your salesperson or visit your financial intermediary's website for more information.

By Mail:	The Prudential Series Fund, 655 Broad Street, Newark, NJ 07102
By Telephone:	1-800-346-3778
On the Internet:	www.prudential.com/variableinsuranceportfolios



Prudential Series Fund

PSF Small-Cap Stock Index Portfolio
(Class I Shares)

PSF SMALL-CAP STOCK INDEX PORTFOLIO – APPENDIX 9

PSF SMALL-CAP STOCK INDEX PORTFOLIO



SUMMARY PROSPECTUS • MAY 1, 2024

Before you invest, you may want to review the Portfolio's Prospectus, which contains more information about the Portfolio and its risks. You can find the Portfolio's Prospectus, Statement of Additional Information (SAI), Annual Report and other information about the Portfolio online at www.prudential.com/variableinsuranceportfolios. You can also get this information at no cost by calling 1-800-346-3778 or by sending an e-mail to service@prudential.com. The Portfolio's Prospectus and SAI, both dated May 1, 2024, as supplemented and amended from time to time, and the Portfolio's most recent shareholder report, dated December 31, 2023 are all hereby incorporated by reference into (legally made a part of) this Summary Prospectus.

INVESTMENT OBJECTIVE

The investment objective of the Portfolio is long-term growth of capital.

PORTFOLIO FEES AND EXPENSES

The table below shows the fees and expenses that you may pay if you invest in shares of the Portfolio. The table does not include Contract charges. Because Contract charges are not included, the total fees and expenses that you will incur will be higher than the fees and expenses set forth in the table. See your Contract prospectus for more information about Contract charges.

Annual Portfolio Operating Expenses (expenses that you pay each year as a percentage of the value of your investment)		
	Class I Shares	Class III Shares
Management Fees	0.35%	0.35%
+ Distribution and/or Service Fees (12b-1 Fees)	None	0.25%
+ Other Expenses	0.03%	0.03%
= Total Annual Portfolio Operating Expenses	0.38%	0.63%

Example. The following example is intended to help you compare the cost of investing in the Portfolio with the cost of investing in other mutual funds. The table does not include Contract charges. Because Contract charges are not included, the total fees and expenses that you will incur will be higher than the fees and expenses set forth in the example. See your Contract prospectus for more information about Contract charges.

The example assumes that you invest \$10,000 in the Portfolio for the time periods indicated and then redeem all of your shares at the end of those periods. The example also assumes that your investment has a 5% return each year and that the Portfolio's operating expenses remain the same. Although your actual costs may be higher or lower, based on these assumptions, your costs would be:

	1 Year	3 Years	5 Years	10 Years
PSF Small-Cap Stock Index Portfolio Class I Shares	\$39	\$122	\$213	\$480
PSF Small-Cap Stock Index Portfolio Class III Shares	\$64	\$202	\$351	\$786

Portfolio Turnover. The Portfolio pays transaction costs, such as commissions, when it buys and sells securities (or "turns over" its portfolio). A higher portfolio turnover rate may indicate higher transaction costs. These costs, which are not reflected in annual portfolio operating expenses or in the example, affect the Portfolio's performance. During the Portfolio's most recent fiscal year ended December 31, the Portfolio's portfolio turnover rate was 31% of the average value of its portfolio.

INVESTMENTS, RISKS AND PERFORMANCE

Principal Investment Strategies. In pursuing its investment objective, the Portfolio normally invests at least 80% of its assets (net assets plus any borrowings made for investment purposes) in all or a representative sample of the stocks in the Standard & Poor's Small Capitalization 600 Stock Index (S&P SmallCap 600 Index). As of January 31, 2024, the S&P SmallCap 600 Index stocks had an average market capitalization of \$2.8 billion and the largest company by market

capitalization had a capitalization of \$7.7 billion. The Portfolio invests primarily in equity securities of publicly-traded companies with small market capitalizations. The Portfolio is not “managed” in the traditional sense of using market and economic analyses to select stocks. Rather, the holdings and weightings that comprise the Portfolio’s assets are generally based on that of the Portfolio’s secondary benchmark, the S&P SmallCap 600 Index.

Principal Risks of Investing in the Portfolio. The risks summarized below are the principal risks of investing in the Portfolio. The relative significance of the risks summarized below may change over time. All investments have risks to some degree, and it is possible that you could lose money by investing in the Portfolio. An investment in the Portfolio is not a deposit with a bank and is not insured or guaranteed by the Federal Deposit Insurance Corporation or any other government agency. While the Portfolio makes every effort to achieve its objective, the Portfolio cannot guarantee success. To the extent the Portfolio invests in underlying investment companies or other underlying portfolios, the Portfolio may be exposed to these risks directly through securities and other investments held directly by the Portfolio or indirectly through investments made by underlying portfolios in which the Portfolio invests.

Equity Securities Risk. The value of a particular stock or equity-related security held by the Portfolio could fluctuate, perhaps greatly, in response to a number of factors, such as changes in the issuer’s financial condition or the value of the equity markets or a sector of those markets. Such events may result in losses to the Portfolio. In addition, due to decreases in liquidity, the Portfolio may be unable to sell its securities holdings within a reasonable time at the price it values the security or at any price.

Small Sized Company Risk. Securities of small sized companies tend to be less liquid than those of larger, more established companies, which can have an adverse effect on the price of these securities and on the Portfolio’s ability to sell these securities. The market price of such investments also may rise more in response to buying demand and fall more in response to selling pressure and be more volatile than investments in larger companies.

Index Tracking Risk. The Portfolio’s ability to track the performance and/or holdings and weightings of an index with a high degree of correlation may be affected by, among other things, transaction costs and shareholder purchases and redemptions.

Economic and Market Events Risk. Economic and market events risk is the risk that one or more markets in which the Portfolio invests will decline in value, including the possibility that the markets will decline sharply and unpredictably. While a Portfolio’s Manager or Subadviser(s) may make efforts to control the risks associated with market changes, and may attempt to identify changes as they occur, market environment changes can be sudden and extreme. Significant shocks to or disruptions of the financial markets or the economy, including those relating to general economic, political, or financial market conditions; significant or unexpected failures, near-failures or credit downgrades of key institutions; investor sentiment and market perceptions; unexpected changes in the prices of key commodities; government actions; geopolitical events or changes; and factors related to a specific issuer, geography, industry or sector, could adversely affect the liquidity and volatility of securities held by the Portfolio. In periods of market volatility and/or declines, the Portfolio may experience high levels of shareholder redemptions, and may have to sell securities at times when it would otherwise not do so, and at unfavorable prices.

Expense Risk. The actual cost of investing in the Portfolio may be higher than the expenses shown in the “Annual Portfolio Operating Expenses” table above for a variety of reasons, including, for example, if the Portfolio’s average net assets decrease.

Liquidity and Valuation Risk. The Portfolio may hold one or more securities for which there are no or few buyers and sellers or the securities are subject to limitations on transfer. The Portfolio may be unable to sell those portfolio holdings at the desired time or price, and may have difficulty determining the value of such securities for the purpose of determining the Portfolio’s net asset value. In such cases, investments owned by the Portfolio may be valued at fair value pursuant to policies and procedures adopted and implemented by the Manager. No assurance can be given that the fair value prices accurately reflect the value of the security. The Portfolio is subject to a liquidity risk management program, which limits the ability of the Portfolio to invest in illiquid investments.

Market and Management Risk. Markets in which the Portfolio invests may experience volatility and go down in value, and possibly sharply and unpredictably in short periods of time. Investment techniques, risk analyses, and investment strategies, which may include quantitative models or methods, used by a subadviser in making investment decisions for the Portfolio are subject to human error and may not produce the intended or desired results. The value of the Portfolio’s investments may be negatively affected by the occurrence of domestic or global events, including war, terrorism, environmental disasters, natural disasters, sanctions, cybersecurity events, supply chain disruptions, political or civil instability, and public health emergencies, among others. Such events may reduce consumer demand or economic output, result in market closures, travel restrictions or quarantines, and significantly adversely impact the economy. There is no guarantee that the investment objective of the Portfolio will be achieved.

Regulatory Risk. The Portfolio is subject to a variety of laws and regulations which govern its operations. The Portfolio is subject to regulation by the Securities and Exchange Commission (the SEC), and depending on the Portfolio, the Commodity Futures Trading Commission (the CFTC). Similarly, the businesses and other issuers of the securities and other

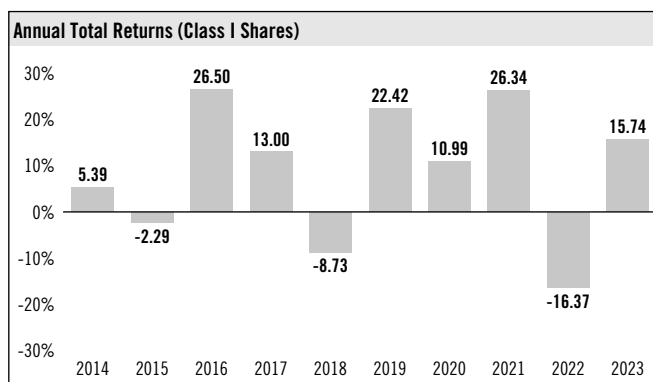
instruments in which the Portfolio invests are also subject to considerable regulation. Changes in laws and regulations may materially impact the Portfolio, a security, business, sector, or market.

Past Performance. The bar chart and table provide some indication of the risks of investing in the Portfolio by showing changes in the Portfolio’s performance from year to year and by showing how the Portfolio’s average annual returns for 1, 5, and 10 years compare with those of a broad-based securities market index that reflects the performance of the overall market applicable to the Portfolio. Past performance does not mean that the Portfolio will achieve similar results in the future.

The annual returns and average annual returns shown in the chart and table are after deduction of expenses and do not include Contract charges. If Contract charges were included, the returns shown would have been lower than those shown. Consult your Contract prospectus for information about Contract charges.

Annual return information in the bar chart is provided only for Class I shares. Because all of the Portfolio’s shares are invested in the same portfolio of securities, annual returns for Class III shares would be lower because Class III shares do not have the same expenses as Class I shares.

Note: Effective May 1, 2024, the Portfolio’s broad-based performance index changed to the S&P 500 Index. The S&P 500 Index is an appropriate broad-based securities market index that represents the overall market applicable to the Portfolio. The Portfolio will utilize the S&P Small-Cap 600 Index as its additional benchmark for performance comparison.



Best Quarter:		Worst Quarter:	
31.17%	4th Quarter 2020	-32.67%	1st Quarter 2020

Average Annual Total Returns (For the periods ended December 31, 2023)					
	One Year	Five Years	Ten Years	Since Inception	Inception Date
PSF Small-Cap Stock Index Portfolio Class I Shares	15.74%	10.69%	8.36%	-	
PSF Small-Cap Stock Index Portfolio Class III Shares	15.44%	N/A	N/A	0.18%	4-26-2021
Index					
S&P SmallCap 600 Index (reflects no deduction for fees, expenses or taxes)	16.05%	11.03%	8.66%	0.88%*	
Broad-Based Securities Market Index: S&P 500 Index (reflects no deduction for fees, expenses or taxes)	26.29%	15.69%	12.03%	6.74%*	

* Since Inception returns for the Indexes are measured from the month-end closest to the inception date.

MANAGEMENT OF THE PORTFOLIO

Investment Manager	Subadviser	Portfolio Managers	Title	Service Date
PGIM Investments LLC	PGIM Quantitative Solutions LLC	George N. Patterson, PhD, CFA, CFP	Managing Director, Chief Investment Officer	November 2023
		Edward J. Lithgow, CFA	Vice President, Portfolio Manager	May 2017
		Stacie Mintz, CFA	Managing Director, Head of Quantitative Equity	February 2021

TAX INFORMATION

Contract owners should consult the prospectus of the appropriate separate account or description of the plan for a discussion and information on the tax consequences of the Contract, policy or plan. In addition, Contract owners may wish to consult with their own tax advisors as to the tax consequences of investments in the Contracts and the Portfolio,

including the application of US federal, state, local and non-US taxes. The Portfolio currently intends to be treated as a partnership for US federal income tax purposes. As a result, the Portfolio's income, gains, losses, deductions, and credits are "passed through" pro rata directly to the Participating Insurance Companies and retain the same character for US federal income tax purposes.

FINANCIAL INTERMEDIARY COMPENSATION

If you purchase your Contract through a broker-dealer or other financial intermediary (such as a bank), the Participating Insurance Company, the Portfolio, or their related companies may pay the intermediary for the sale of the Contract, the selection of the Portfolio, and related services. These payments may create a conflict of interest by influencing the broker-dealer or other intermediary and your salesperson to recommend the Contract over another investment or insurance product, or to recommend the Portfolio over another investment option under the Contract. Ask your salesperson or visit your financial intermediary's website for more information.

By Mail:	The Prudential Series Fund, 655 Broad Street, Newark, NJ 07102
By Telephone:	1-800-346-3778
On the Internet:	www.prudential.com/variableinsuranceportfolios



Prudential Series Fund

PSF Stock Index Portfolio
(Class I Shares)

PSF STOCK INDEX PORTFOLIO – APPENDIX 10

PSF STOCK INDEX PORTFOLIO



SUMMARY PROSPECTUS • MAY 1, 2024

Before you invest, you may want to review the Portfolio's Prospectus, which contains more information about the Portfolio and its risks. You can find the Portfolio's Prospectus, Statement of Additional Information (SAI), Annual Report and other information about the Portfolio online at www.prudential.com/variableinsuranceportfolios. You can also get this information at no cost by calling 1-800-346-3778 or by sending an e-mail to service@prudential.com. The Portfolio's Prospectus and SAI, both dated May 1, 2024, as supplemented and amended from time to time, and the Portfolio's most recent shareholder report, dated December 31, 2023 are all hereby incorporated by reference into (legally made a part of) this Summary Prospectus.

INVESTMENT OBJECTIVE

The investment objective of the Portfolio is to achieve investment results that generally correspond to the performance of publicly-traded common stocks.

PORTFOLIO FEES AND EXPENSES

The table below shows the fees and expenses that you may pay if you invest in shares of the Portfolio. The table does not include Contract charges. Because Contract charges are not included, the total fees and expenses that you will incur will be higher than the fees and expenses set forth in the table. See your Contract prospectus for more information about Contract charges.

Annual Portfolio Operating Expenses (expenses that you pay each year as a percentage of the value of your investment)		
	Class I Shares	Class III Shares
Management Fees	0.28%	0.28%
+ Distribution and/or Service Fees (12b-1 Fees)	None	0.25%
+ Other Expenses	0.01%	0.01%
= Total Annual Portfolio Operating Expenses	0.29%	0.54%

Example. The following example is intended to help you compare the cost of investing in the Portfolio with the cost of investing in other mutual funds. The table does not include Contract charges. Because Contract charges are not included, the total fees and expenses that you will incur will be higher than the fees and expenses set forth in the example. See your Contract prospectus for more information about Contract charges.

The example assumes that you invest \$10,000 in the Portfolio for the time periods indicated and then redeem all of your shares at the end of those periods. The example also assumes that your investment has a 5% return each year and that the Portfolio's operating expenses remain the same. Although your actual costs may be higher or lower, based on these assumptions, your costs would be:

	1 Year	3 Years	5 Years	10 Years
PSF Stock Index Portfolio Class I Shares	\$30	\$93	\$163	\$368
PSF Stock Index Portfolio Class III Shares	\$55	\$173	\$302	\$677

Portfolio Turnover. The Portfolio pays transaction costs, such as commissions, when it buys and sells securities (or "turns over" its portfolio). A higher portfolio turnover rate may indicate higher transaction costs. These costs, which are not reflected in annual portfolio operating expenses or in the example, affect the Portfolio's performance. During the Portfolio's most recent fiscal year ended December 31, the Portfolio's portfolio turnover rate was 3% of the average value of its portfolio.

INVESTMENTS, RISKS AND PERFORMANCE

Principal Investment Strategies. In pursuing its investment objective, the Portfolio normally invests at least 80% its assets (net assets plus any borrowings made for investment purposes) in common stocks of companies that comprise the S&P 500 Index. The Portfolio's subadviser, PGIM Quantitative Solutions LLC, will attempt to remain as fully invested in the S&P 500 Index stocks as possible in light of cash flow into and out of the Portfolio.

To achieve the Portfolio's objective, the subadviser uses the performance of the S&P 500 Index. The subadviser aims to hold the same security composition as the S&P 500 Index, with the exception of Prudential Financial stock.

Under normal conditions, the subadviser attempt to invest in all 500 companies represented in the S&P 500 Index in proportion to their weighting in the S&P 500 Index. The S&P 500 Index is a market-weighted index, which represents more than 70% of the market value of all publicly-traded common stocks. The Portfolio is not "managed" in the traditional sense of using market and economic analyses to select stocks. Rather, the portfolio managers generally purchase stocks in proportion to their weighting in the S&P 500 Index.

The subadviser may also use alternative investment strategies including derivatives to try to improve the Portfolio's returns or for short-term cash management. There is no guarantee that these strategies will work, that the instruments necessary to implement these strategies will be available, or that the Portfolio will not lose money.

Principal Risks of Investing in the Portfolio. The risks summarized below are the principal risks of investing in the Portfolio. The relative significance of the risks summarized below may change over time. All investments have risks to some degree, and it is possible that you could lose money by investing in the Portfolio. An investment in the Portfolio is not a deposit with a bank and is not insured or guaranteed by the Federal Deposit Insurance Corporation or any other government agency. While the Portfolio makes every effort to achieve its objective, the Portfolio cannot guarantee success. To the extent the Portfolio invests in underlying investment companies or other underlying portfolios, the Portfolio may be exposed to these risks directly through securities and other investments held directly by the Portfolio or indirectly through investments made by underlying portfolios in which the Portfolio invests.

Equity Securities Risk. The value of a particular stock or equity-related security held by the Portfolio could fluctuate, perhaps greatly, in response to a number of factors, such as changes in the issuer's financial condition or the value of the equity markets or a sector of those markets. Such events may result in losses to the Portfolio. In addition, due to decreases in liquidity, the Portfolio may be unable to sell its securities holdings within a reasonable time at the price it values the security or at any price.

Large Company Risk. Large-capitalization stocks as a group could fall out of favor with the market, causing the Portfolio to underperform investments that focus on small- or medium-capitalization stocks. Larger, more established companies may be slow to respond to challenges and may grow more slowly than smaller companies.

Index Tracking Risk. The Portfolio's ability to track the performance and/or holdings and weightings of an index with a high degree of correlation may be affected by, among other things, transaction costs and shareholder purchases and redemptions.

Derivatives Risk. A derivative is a financial contract, the value of which depends upon, or is derived from, the value of one or more underlying investments, such as an asset, reference rate, or index. The use of derivatives is a highly specialized activity that involves a variety of risks in addition to and greater than those associated with investing directly in securities, including the risk that: the party on the other side of a derivative transaction will be unable to honor its financial obligation; leverage created by investing in derivatives may result in losses to the Portfolio; derivatives may be difficult or impossible for the Portfolio to buy or sell at an opportune time or price, and may be difficult to terminate or otherwise offset; derivatives used for hedging may reduce or magnify losses but also may reduce or eliminate gains; the price of derivatives may be more volatile than the prices of traditional equity and debt securities; and changes in a derivative's value may not correlate perfectly with the assets, rates, indices or instruments it is designed to hedge or closely track. The Portfolio is subject to a derivatives risk management program, which may limit the ability of the Portfolio to invest in derivatives.

Economic and Market Events Risk. Economic and market events risk is the risk that one or more markets in which the Portfolio invests will decline in value, including the possibility that the markets will decline sharply and unpredictably. While a Portfolio's Manager or Subadviser(s) may make efforts to control the risks associated with market changes, and may attempt to identify changes as they occur, market environment changes can be sudden and extreme. Significant shocks to or disruptions of the financial markets or the economy, including those relating to general economic, political, or financial market conditions; significant or unexpected failures, near-failures or credit downgrades of key institutions; investor sentiment and market perceptions; unexpected changes in the prices of key commodities; government actions; geopolitical events or changes; and factors related to a specific issuer, geography, industry or sector, could adversely affect the liquidity and volatility of securities held by the Portfolio. In periods of market volatility and/or declines, the Portfolio may experience high levels of shareholder redemptions, and may have to sell securities at times when it would otherwise not do so, and at unfavorable prices.

Expense Risk. The actual cost of investing in the Portfolio may be higher than the expenses shown in the "Annual Portfolio Operating Expenses" table above for a variety of reasons, including, for example, if the Portfolio's average net assets decrease.

Liquidity and Valuation Risk. The Portfolio may hold one or more securities for which there are no or few buyers and sellers or the securities are subject to limitations on transfer. The Portfolio may be unable to sell those portfolio holdings at the desired time or price, and may have difficulty determining the value of such securities for the purpose of determining

the Portfolio's net asset value. In such cases, investments owned by the Portfolio may be valued at fair value pursuant to policies and procedures adopted and implemented by the Manager. No assurance can be given that the fair value prices accurately reflect the value of the security. The Portfolio is subject to a liquidity risk management program, which limits the ability of the Portfolio to invest in illiquid investments.

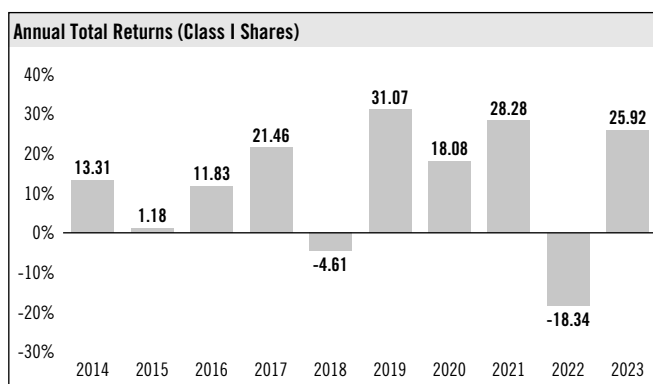
Market and Management Risk. Markets in which the Portfolio invests may experience volatility and go down in value, and possibly sharply and unpredictably in short periods of time. Investment techniques, risk analyses, and investment strategies, which may include quantitative models or methods, used by a subadviser in making investment decisions for the Portfolio are subject to human error and may not produce the intended or desired results. The value of the Portfolio's investments may be negatively affected by the occurrence of domestic or global events, including war, terrorism, environmental disasters, natural disasters, sanctions, cybersecurity events, supply chain disruptions, political or civil instability, and public health emergencies, among others. Such events may reduce consumer demand or economic output, result in market closures, travel restrictions or quarantines, and significantly adversely impact the economy. There is no guarantee that the investment objective of the Portfolio will be achieved.

Regulatory Risk. The Portfolio is subject to a variety of laws and regulations which govern its operations. The Portfolio is subject to regulation by the Securities and Exchange Commission (the SEC), and depending on the Portfolio, the Commodity Futures Trading Commission (the CFTC). Similarly, the businesses and other issuers of the securities and other instruments in which the Portfolio invests are also subject to considerable regulation. Changes in laws and regulations may materially impact the Portfolio, a security, business, sector, or market.

Past Performance. The bar chart and table provide some indication of the risks of investing in the Portfolio by showing changes in the Portfolio's performance from year to year and by showing how the Portfolio's average annual returns for 1, 5, and 10 years compare with those of a broad-based securities market index that reflects the performance of the overall market applicable to the Portfolio. Past performance does not mean that the Portfolio will achieve similar results in the future.

The annual returns and average annual returns shown in the chart and table are after deduction of expenses and do not include Contract charges. If Contract charges were included, the returns shown would have been lower than those shown. Consult your Contract prospectus for information about Contract charges.

Annual return information in the bar chart is provided only for Class I shares. Because all of the Portfolio's shares are invested in the same portfolio of securities, annual returns for Class III shares would be lower because Class III shares do not have the same expenses as Class I shares.



Best Quarter:		Worst Quarter:	
20.51%	2nd Quarter 2020	-19.67%	1st Quarter 2020

Average Annual Total Returns (For the periods ended December 31, 2023)					
	One Year	Five Years	Ten Years	Since Inception	Inception Date
PSF Stock Index Portfolio Class I Shares	25.92%	15.34%	11.73%	-	
PSF Stock Index Portfolio Class III Shares	25.60%	N/A	N/A	6.13%	4-26-2021
Index					
Broad-Based Securities Market Index: S&P 500 Index (reflects no deduction for fees, expenses or taxes)	26.29%	15.69%	12.03%	6.74%*	

* Since Inception returns for the Index are measured from the month-end closest to the inception date.

MANAGEMENT OF THE PORTFOLIO

Investment Manager	Subadviser	Portfolio Managers	Title	Service Date
PGIM Investments LLC	PGIM Quantitative Solutions LLC	George N. Patterson, PhD, CFA, CFP	Managing Director, Chief Investment Officer	November 2023
		Edward J. Lithgow, CFA	Vice President, Portfolio Manager	May 2017
		Stacie Mintz, CFA	Managing Director, Head of Quantitative Equity	February 2021

TAX INFORMATION

Contract owners should consult the prospectus of the appropriate separate account or description of the plan for a discussion and information on the tax consequences of the Contract, policy or plan. In addition, Contract owners may wish to consult with their own tax advisors as to the tax consequences of investments in the Contracts and the Portfolio, including the application of US federal, state, local and non-US taxes. The Portfolio currently intends to be treated as a partnership for US federal income tax purposes. As a result, the Portfolio's income, gains, losses, deductions, and credits are "passed through" pro rata directly to the Participating Insurance Companies and retain the same character for US federal income tax purposes.

FINANCIAL INTERMEDIARY COMPENSATION

If you purchase your Contract through a broker-dealer or other financial intermediary (such as a bank), the Participating Insurance Company, the Portfolio, or their related companies may pay the intermediary for the sale of the Contract, the selection of the Portfolio, and related services. These payments may create a conflict of interest by influencing the broker-dealer or other intermediary and your salesperson to recommend the Contract over another investment or insurance product, or to recommend the Portfolio over another investment option under the Contract. Ask your salesperson or visit your financial intermediary's website for more information.

By Mail:	The Prudential Series Fund, 655 Broad Street, Newark, NJ 07102
By Telephone:	1-800-346-3778
On the Internet:	www.prudential.com/variableinsuranceportfolios



Prudential
Bring Your Challenges®

T. Rowe Price Equity Series, Inc.

T. Rowe Price All-Cap Opportunities Portfolio

T. ROWE PRICE ALL-CAP OPPORTUNITIES PORTFOLIO – APPENDIX 11



T.RowePrice

SUMMARY PROSPECTUS

May 1, 2024

QAOSWX

T. ROWE PRICE

All-Cap Opportunities Portfolio

The fund is only available as an investment option for variable annuity and variable life insurance contracts.

The Securities and Exchange Commission (SEC) has not approved or disapproved these securities or passed upon the adequacy of this prospectus. Any representation to the contrary is a criminal offense.

Before you invest, you may want to review the fund's prospectus, which contains more information about the fund and its risks. You can find the fund's prospectus, shareholder reports, and other information about the fund online at troweprice.com/prospectus. You can also get this information at no cost by calling **1-800-638-8790**, by sending an e-mail request to info@troweprice.com, or by contacting your insurance company. This Summary Prospectus incorporates by reference the fund's prospectus, dated May 1, 2024, as amended or supplemented, and Statement of Additional Information, dated May 1, 2024, as amended or supplemented.

INVEST WITH CONFIDENCE®

Investment Objective(s)

The fund seeks to provide long-term capital growth by investing primarily in the common stocks of growth companies.

Fees and Expenses

This table describes the fees and expenses that you may pay if you buy, hold, and sell shares of the fund. There may be additional expenses that apply, as described in your insurance contract prospectus, which are not reflected in the table or the example below.

Fees and Expenses of the Fund

	Annual fund operating expenses (expenses that you pay each year as a percentage of the value of your investment)
Management fees	0.64% ^a
Other expenses	0.21 ^a
Total annual fund operating expenses	0.85
Fee waiver/expense reimbursement	(0.05) ^b
Total annual fund operating expenses after fee waiver/expense reimbursement	0.80^b

^a Restated to reflect current fees.

^b T. Rowe Price Associates, Inc. has contractually agreed to permanently waive its fees and/or bear any expenses (excluding interest; expenses related to borrowings, taxes, and brokerage; nonrecurring, extraordinary expenses; acquired fund fees and expenses; and 12b-1 fees, if any) that would cause the fund's ratio of expenses to average daily net assets to exceed 0.80%. The agreement may only be terminated with approval by the fund's shareholders. Fees waived and expenses borne by T. Rowe Price Associates, Inc. are subject to reimbursement by the fund, provided no reimbursement will be made if it would result in the fund's expense ratio exceeding its applicable limitation at the time of the waiver/payment or reimbursement, whichever is lower. No reimbursement will be made more than three years after any waiver or payment.

Example This example is intended to help you compare the cost of investing in the fund with the cost of investing in other mutual funds. The example assumes that you invest \$10,000 in the fund for the time periods indicated and then redeem all of your shares at the end of those periods, that your investment has a 5% return each year, and that the fund's operating expenses remain the same. The example also assumes that any current expense limitation arrangement remains in place for the period noted in the previous table; therefore, the figures have been adjusted to reflect fee waivers or expense reimbursements only in the periods for which the expense limitation arrangement is expected to continue. Although your actual costs may be higher or lower, based on these assumptions your costs would be:

1 Year	3 Years	5 Years	10 Years
\$82	\$255	\$444	\$990

Portfolio Turnover The fund pays transaction costs, such as commissions, when it buys and sells securities (or "turns over" its portfolio). A higher portfolio turnover rate may indicate higher transaction costs and may result in higher taxes when the fund's shares are held in a taxable account. These costs, which are not reflected in annual fund operating expenses or in the example, affect the fund's performance. During the most recent fiscal year, the fund's portfolio turnover rate was 101.9% of the average value of its portfolio.

Investments, Risks, and Performance

Principal Investment Strategies

The fund invests primarily (at least 65% of its total assets) in common stocks of U.S. companies operating in those sectors of the economy that, in the adviser's view, are the fastest growing or have the greatest growth potential. While the fund generally takes a growth approach to stock selection, the fund has the flexibility to opportunistically invest in companies with either growth or value characteristics. Growing companies that are positioned to benefit from dynamic technological, social, medical, and business developments that help define the current U.S. economic landscape can be found across an array of industries. The fund's allocation to industry sectors will generally reflect such factors as the overall revenue growth of the component companies in a sector and the sector's contribution to U.S. gross domestic product from year to year.

Holdings range from large-cap to small-cap companies. In selecting stocks, the adviser looks for many characteristics, typically including, but not limited to:

- earnings growth rates that generally exceed that of the average company in the Russell 3000[®] Index;
- favorable company fundamentals, such as a strong balance sheet, sound business strategy, and promising competitive positioning;
- effective management; or
- stock valuations, such as price/earnings or price/cash flow ratios, that seem reasonable relative to the company's prospects.

At times, the fund may have a significant portion of its assets invested in the same economic sector, such as the information technology sector.

While most assets are typically invested in U.S. common stocks, the fund may invest in foreign stocks in keeping with its objective(s).

Principal Risks

As with any fund, there is no guarantee that the fund will achieve its objective(s). The fund's share price fluctuates, which means you could lose money by investing in the fund. The principal risks of investing in this fund, which may be even greater in bad or uncertain market conditions, are summarized as follows:

Stock investing: Stocks generally fluctuate in value more than bonds and may decline significantly over short time periods. There is a chance that stock prices overall will decline because stock markets tend to move in cycles, with periods of rising and falling prices. The value of stocks held by the fund may decline due to general weakness or volatility in the stock markets in which the fund invests or because of factors that affect a particular company or industry.

Growth investing: The fund's growth approach to investing could cause it to underperform other stock funds that employ a different investment style. Growth stocks tend to be more volatile than certain other types of stocks and their prices may fluctuate more dramatically than the overall stock market. A stock with growth characteristics can have sharp price declines due to decreases in current or expected earnings and may lack dividends that can help cushion its share price in a declining market.

Market conditions: The value of the fund's investments may decrease, sometimes rapidly or unexpectedly, due to factors affecting an issuer held by the fund, particular industries, or the overall securities markets. A variety of factors can increase the volatility of the fund's holdings and markets generally, including economic, political, or regulatory developments, recessions, inflation, rapid interest rate changes, war, military conflict, acts of terrorism, natural disasters, and outbreaks of infectious illnesses or other widespread public health issues (such as the coronavirus pandemic) and related governmental and public responses (including sanctions). Certain events may cause instability across global markets, including reduced liquidity and disruptions in trading markets, while some events may affect certain geographic regions, countries, sectors, and industries more significantly than others. Government intervention in markets may impact interest rates, market volatility, and security pricing. These adverse developments may cause broad declines in market value due to short-term market movements or for significantly longer periods during more prolonged market downturns.

Sector exposure: Issuers in the same economic sector may be similarly affected by economic or market events, making the fund more vulnerable to unfavorable developments in that economic sector than funds that invest more broadly.

Information technology sector: Information technology companies face intense competition, both domestically and internationally, which may have an adverse effect on their profit margins. Like other technology companies, information technology companies may have limited product lines, markets, financial resources, or personnel.

Foreign investing: Investments in the securities of non-U.S. issuers may be adversely affected by local, political, social, and economic conditions overseas; greater volatility; reduced liquidity; or decreases in foreign currency values relative to the U.S. dollar. The risks of investing outside the U.S. are heightened for any investments in emerging markets, which are susceptible to greater volatility than investments in developed markets.

Portfolio turnover: High portfolio turnover may adversely affect the fund's performance and increase transaction costs, which could increase the fund's expenses. High portfolio turnover may also result in the distribution of higher capital gains when compared with a fund with less active trading policies, which could have an adverse tax impact if the fund's shares are held in a taxable account.

Active management: The fund's overall investment program and holdings selected by the fund's investment adviser may underperform the broad markets, relevant indices, or other funds with similar objectives and investment strategies.

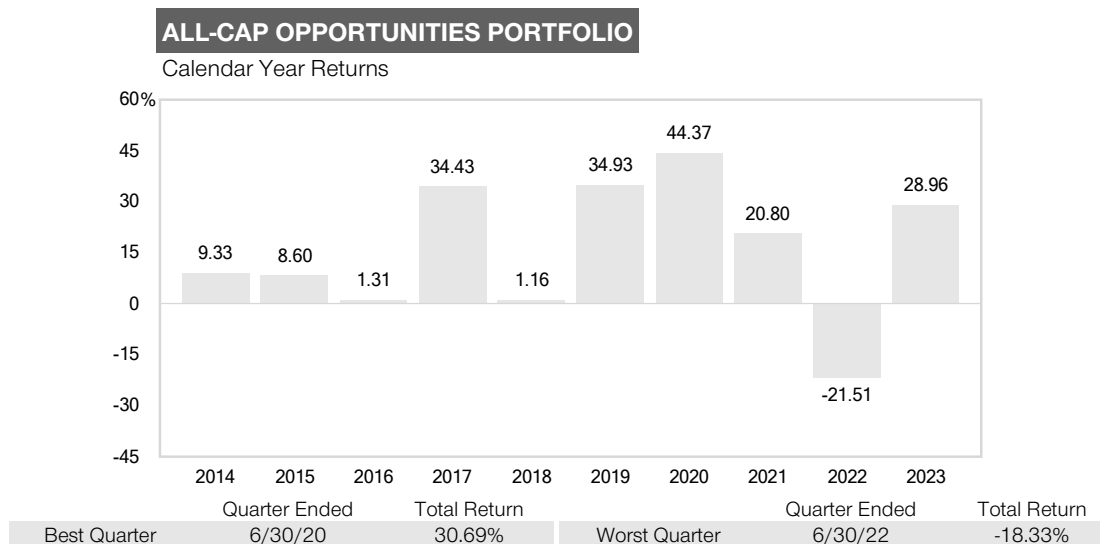
Cybersecurity breaches: The fund could be harmed by intentional cyberattacks and other cybersecurity breaches, including unauthorized access to the fund's assets, confidential information, or other proprietary information. In addition, a cybersecurity

breach could cause one of the fund's service providers or financial intermediaries to suffer unauthorized data access, data corruption, or loss of operational functionality.

Performance

The following performance information provides some indication of the risks of investing in the fund. The fund's performance information represents only past performance and is not necessarily an indication of future results.

The following bar chart illustrates how much returns can differ from year to year by showing calendar year returns and the best and worst calendar quarter returns during those years for the fund.



The following table shows the average annual total returns for the fund, and also compares the returns with the returns of a relevant broad-based market index, as well as with the returns of one or more comparative indexes that have investment characteristics similar to those of the fund, if applicable.

Average Annual Total Returns

	Periods ended December 31, 2023			Inception date
	1 Year	5 Years	10 Years	
All-Cap Opportunities Portfolio	28.96 %	18.96 %	14.57 %	03/31/1994
Russell 3000® Index (reflects no deduction for fees, expenses, or taxes)	25.96	15.16	11.48	
Lipper Variable Annuity Underlying Multi-Cap Growth Funds Average	28.56	13.49	10.73	

Updated performance information is available through [troweprice.com](https://www.troweprice.com).

Management

Investment Adviser T. Rowe Price Associates, Inc. (T. Rowe Price or Price Associates)

Portfolio Manager	Title	Managed Fund Since	Joined Investment Adviser
Justin P. White	Chair of Investment Advisory Committee	2016	2008

Purchase and Sale of Fund Shares

The fund is not sold directly to the general public but is instead offered as an underlying investment option for variable annuity or variable life insurance contracts. Although the fund does not require a minimum amount for initial or subsequent purchases from insurance companies, your insurance company may impose investment minimums for your purchases of the fund.

You may purchase, redeem, or exchange shares of the fund on any day the New York Stock Exchange is open for business. You must purchase, redeem, and exchange shares through your insurance company.

Tax Information

The fund distributes any dividends and capital gains to its shareholders, which are the insurance company separate accounts that sponsor your variable annuity or variable life insurance contract. Variable product owners seeking to understand the tax consequences of their investment, including redemptions of fund shares and the impact of dividend and capital gains distributions by the fund, should consult with the insurance company that issued their variable product or refer to their variable annuity or variable life insurance contract prospectus.

Payments to Insurance Companies, Broker-Dealers, and Other Financial Intermediaries

The fund is generally available only through variable annuity or variable life insurance contracts. The fund and/or its related companies may make payments to a sponsoring insurance company or other financial intermediary for the sale of fund shares and related services. These payments may create a conflict of interest by influencing the insurance company or other financial intermediary to recommend the fund over another investment option or by influencing an insurance company to include the fund as an underlying investment option in a variable contract. The prospectus (or other offering document) for your variable contract may contain additional information about these payments. Ask your insurance company or financial intermediary, or visit your insurance company's or financial intermediary's website, for more information.

T.RowePrice

T. Rowe Price Associates, Inc.
100 East Pratt Street
Baltimore, MD 21202

E302-045 5/1/24

T. Rowe Price Equity Series, Inc.

T. Rowe Price Mid-Cap Growth Portfolio



T.RowePrice

SUMMARY PROSPECTUS

May 1, 2024

<p>QAMWEX QAAGSX</p>	<p>T. ROWE PRICE Mid-Cap Growth Portfolio Mid-Cap Growth Portfolio Mid-Cap Growth Portfolio—II Class</p>
<p>The fund is only available as an investment option for variable annuity and variable life insurance contracts.</p> <p>The Securities and Exchange Commission (SEC) has not approved or disapproved these securities or passed upon the adequacy of this prospectus. Any representation to the contrary is a criminal offense.</p> <p>Before you invest, you may want to review the fund's prospectus, which contains more information about the fund and its risks. You can find the fund's prospectus, shareholder reports, and other information about the fund online at troweprice.com/prospectus. You can also get this information at no cost by calling 1-800-638-8790, by sending an e-mail request to info@troweprice.com, or by contacting your insurance company. This Summary Prospectus incorporates by reference the fund's prospectus, dated May 1, 2024, as amended or supplemented, and Statement of Additional Information, dated May 1, 2024, as amended or supplemented.</p>	

INVEST WITH CONFIDENCE®

Investment Objective(s)

The fund seeks to provide long-term capital appreciation by investing in mid-cap stocks with potential for above-average earnings growth.

Fees and Expenses

This table describes the fees and expenses that you may pay if you buy, hold, and sell shares of the fund. There may be additional expenses that apply, as described in your insurance contract prospectus, which are not reflected in the table or example below.

Fees and Expenses of the Fund

	Portfolio	Portfolio—II Class
Annual fund operating expenses (expenses that you pay each year as a percentage of the value of your investment)		
Management fees	0.64% ^a	0.64% ^a
Distribution and service (12b-1) fees	—	0.25
Other expenses	0.20 ^a	0.21 ^a
Total annual fund operating expenses	0.84 ^a	1.10
Fee waiver/expense reimbursement	—	(0.01) ^b
Total annual fund operating expenses after fee waiver/expense reimbursement	0.84^b	1.09^b

^a Restated to reflect current fees.

^b T. Rowe Price Associates, Inc. has contractually agreed to permanently waive its fees and/or bear any expenses (excluding interest; expenses related to borrowings, taxes, and brokerage; nonrecurring, extraordinary expenses; acquired fund fees and expenses; and 12b-1 fees, if any) that would cause the fund's ratio of expenses to average daily net assets to exceed 0.84%. The agreement may only be terminated with approval by the fund's shareholders. Fees waived and expenses borne by T. Rowe Price Associates, Inc. are subject to reimbursement by the fund (or class'), provided no reimbursement will be made if it would result in the fund's (or class') expense ratio exceeding its applicable limitation at the time of the waiver/payment or reimbursement, whichever is lower. No reimbursement will be made more than three years after any waiver or payment.

Example This example is intended to help you compare the cost of investing in the fund with the cost of investing in other mutual funds. The example assumes that you invest \$10,000 in the fund for the time periods indicated and then redeem all of your shares at the end of those periods, that your investment has a 5% return each year, and that the fund's operating expenses remain the same. The example also assumes that any current expense limitation arrangement remains in place for the period noted in the previous table; therefore, the figures have been adjusted to reflect fee waivers or expense reimbursements only in the periods for which the expense limitation arrangement is expected to continue. Although your actual costs may be higher or lower, based on these assumptions your costs would be:

	1 Year	3 Years	5 Years	10 Years
Portfolio	\$86	\$268	\$466	\$1,037
Portfolio—II Class	111	347	601	1,329

Portfolio Turnover The fund pays transaction costs, such as commissions, when it buys and sells securities (or "turns over" its portfolio). A higher portfolio turnover rate may indicate higher transaction costs and may result in higher taxes when the fund's shares are held in a taxable account. These costs, which are not reflected in annual fund operating expenses or in the example, affect the fund's performance. During the most recent fiscal year, the fund's portfolio turnover rate was 28.2% of the average value of its portfolio.

Investments, Risks, and Performance

Principal Investment Strategies

The fund normally invests at least 80% of its net assets (including any borrowings for investment purposes) in a diversified portfolio of common stocks of mid-cap companies whose earnings T. Rowe Price expects to grow at a faster rate than the average company.

The fund defines mid-cap companies as those whose market capitalization (number of shares outstanding multiplied by share price) falls within the range of either the S&P MidCap 400[®] Index or the Russell Midcap[®] Growth Index. As of December 31, 2023, the market capitalization ranges for the S&P MidCap 400[®] Index and the Russell Midcap[®] Growth Index were approximately \$2.39 billion to \$35.12 billion, and \$0.98 billion to \$73.32 billion, respectively. The market capitalization of the companies in the fund's portfolio and the S&P and Russell indices changes over time; the fund will not automatically sell or cease to purchase stock of a company it holds just because the company's market capitalization grows or falls outside these index ranges.

As "growth" investors, the adviser believes that when a company's earnings grow faster than both inflation and the overall economy, the market will eventually reward it with a higher stock price.

In selecting investments, the adviser generally favors companies with one or more of the following:

- proven products or services;
- a record of above-average earnings growth;
- demonstrated potential to sustain earnings growth;
- connection to an industry experiencing increasing demand; or
- stock prices that appear to undervalue their growth prospects.

The fund may, to a limited extent, invest in privately held companies and companies that only recently began to trade publicly.

At times, the fund may have a significant portion of its assets invested in the same economic sector.

Principal Risks

As with any fund, there is no guarantee that the fund will achieve its objective(s). The fund's share price fluctuates, which means you could lose money by investing in the fund. The principal risks of investing in this fund, which may be even greater in bad or uncertain market conditions, are summarized as follows:

Mid-cap stocks: Investments in securities issued by mid-cap companies are likely to be more volatile than investments in securities issued by large-cap companies. Mid-cap companies may have less seasoned management, narrower product lines, and less capital reserves and liquidity than large-cap companies, and are therefore more sensitive to economic, market, and industry changes.

Growth investing: The fund's growth approach to investing could cause it to underperform other stock funds that employ a different investment style. Growth stocks tend to be more volatile than certain other types of stocks and their prices may fluctuate more dramatically than the overall stock market. A stock with growth characteristics can have sharp price declines due to decreases in current or expected earnings and may lack dividends that can help cushion its share price in a declining market.

Stock investing: Stocks generally fluctuate in value more than bonds and may decline significantly over short time periods. There is a chance that stock prices overall will decline because stock markets tend to move in cycles, with periods of rising and falling prices. The value of stocks held by the fund may decline due to general weakness or volatility in the stock markets in which the fund invests or because of factors that affect a particular company or industry.

Market conditions: The value of the fund's investments may decrease, sometimes rapidly or unexpectedly, due to factors affecting an issuer held by the fund, particular industries, or the overall securities markets. A variety of factors can increase the volatility of the fund's holdings and markets generally, including economic, political, or regulatory developments, recessions, inflation, rapid interest rate changes, war, military conflict, acts of terrorism, natural disasters, and outbreaks of infectious illnesses or other widespread public health issues (such as the coronavirus pandemic) and related governmental and public responses (including sanctions). Certain events may cause instability across global markets, including reduced liquidity and disruptions in trading markets, while some events may affect certain geographic regions, countries, sectors, and industries more significantly than others. Government intervention in markets may impact interest rates, market volatility, and security pricing. These adverse developments may cause broad declines in market value due to short-term market movements or for significantly longer periods during more prolonged market downturns.

Sector exposure: Issuers in the same economic sector may be similarly affected by economic or market events, making the fund more vulnerable to unfavorable developments in that economic sector than funds that invest more broadly.

Private placements and IPOs: Investments in the stocks of privately held companies and in companies that only recently began to publicly trade, such as initial public offerings or IPOs, involve greater risks than investments in stocks of companies that have traded publicly on an exchange for extended time periods. There is significantly less information available about these companies' business models, quality of management, earnings growth potential, and other criteria that are normally considered when evaluating the investment prospects of a company. Private placements and other restricted securities held by the fund are typically considered to be

illiquid and tend to be difficult to value since there are no market prices and less overall financial information available. The adviser evaluates a variety of factors when assigning a value to these holdings, but the determination involves some degree of subjectivity and the value assigned for the fund may differ from the value assigned by other mutual funds holding the same security.

Liquidity: A particular investment or an entire market segment may become less liquid or even illiquid, sometimes abruptly, which could limit the fund's ability to purchase or sell holdings in a timely manner at a desired price. An inability to sell a portfolio holding can adversely affect the fund's overall value or prevent the fund from being able to take advantage of other investment opportunities. Liquidity risk may be magnified during periods of substantial market volatility and unexpected episodes of illiquidity may limit the fund's ability to pay redemption proceeds without selling holdings at an unfavorable time or at a suitable price. Large redemptions may also have a negative impact on the fund's overall liquidity.

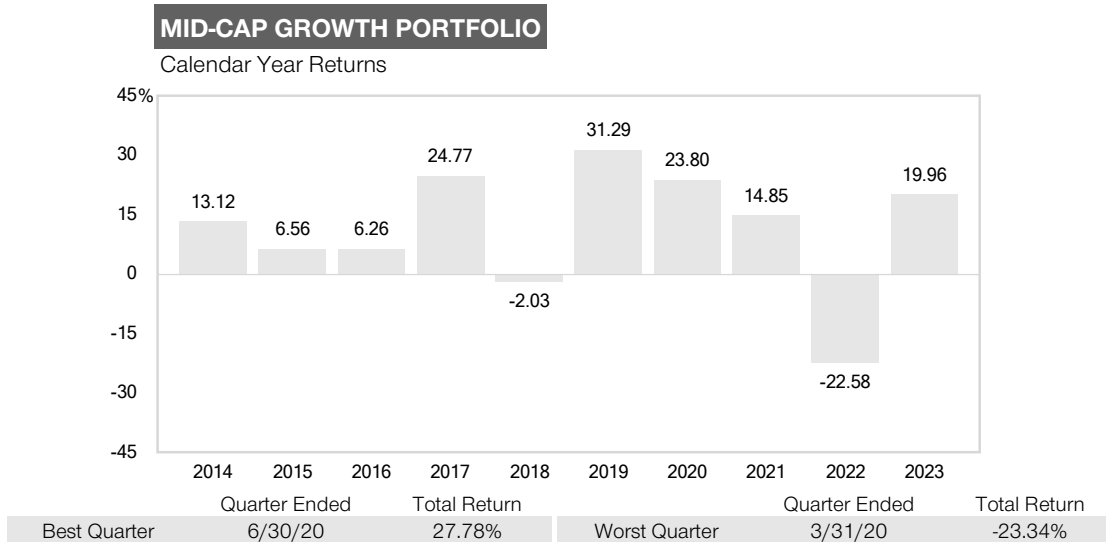
Active management: The fund's overall investment program and holdings selected by the fund's investment adviser may underperform the broad markets, relevant indices, or other funds with similar objectives and investment strategies.

Cybersecurity breaches: The fund could be harmed by intentional cyberattacks and other cybersecurity breaches, including unauthorized access to the fund's assets, confidential information, or other proprietary information. In addition, a cybersecurity breach could cause one of the fund's service providers or financial intermediaries to suffer unauthorized data access, data corruption, or loss of operational functionality.

Performance

The following performance information provides some indication of the risks of investing in the fund. The fund's performance information represents only past performance and is not necessarily an indication of future results.

The following bar chart illustrates how much returns can differ from year to year by showing calendar year returns and the best and worst calendar quarter returns during those years for the fund's Portfolio Class. Returns for other share classes vary since they have different expenses.



The following table shows the average annual total returns for each class of the fund that has been in operation for at least a full calendar year, and also compares the returns with the returns of a relevant broad-based market index, as well as with the returns of one or more comparative indexes that have investment characteristics similar to those of the fund, if applicable.

Average Annual Total Returns

	Periods ended December 31, 2023			Inception date
	1 Year	5 Years	10 Years	
Portfolio	19.96 %	11.63 %	10.50 %	12/31/1996
Portfolio—II Class	19.63	11.36	10.22	04/30/2002
Russell Midcap® Growth Index (reflects no deduction for fees, expenses, or taxes)	25.87	13.81	10.57	
Lipper Variable Annuity Underlying Mid-Cap Growth Funds Average	21.64	12.77	9.54	

Updated performance information is available through troweprice.com.

Management

Investment Adviser T. Rowe Price Associates, Inc. (T. Rowe Price or Price Associates)

Investment Subadviser T. Rowe Price Investment Management, Inc. (Price Investment Management)

Portfolio Manager	Title	Managed Fund Since	Joined Investment Adviser
Brian W.H. Berghuis	Chair of Investment Advisory Committee	1996	1985

Purchase and Sale of Fund Shares

The fund is not sold directly to the general public but is instead offered as an underlying investment option for variable annuity or variable life insurance contracts. Although the fund does not require a minimum amount for initial or subsequent purchases from insurance companies, your insurance company may impose investment minimums for your purchases of the fund.

You may purchase, redeem, or exchange shares of the fund on any day the New York Stock Exchange is open for business. You must purchase, redeem, and exchange shares through your insurance company.

Tax Information

The fund distributes any dividends and capital gains to its shareholders, which are the insurance company separate accounts that sponsor your variable annuity or variable life insurance contract. Variable product owners seeking to understand the tax consequences of their investment, including redemptions of fund shares and the impact of dividend and capital gains distributions by the fund, should consult with the insurance company that issued their variable product or refer to their variable annuity or variable life insurance contract prospectus.

Payments to Insurance Companies, Broker-Dealers, and Other Financial Intermediaries

The fund is generally available only through variable annuity or variable life insurance contracts. The fund and/or its related companies may make payments to a sponsoring insurance company or other financial intermediary for the sale of fund shares and related services. These payments may create a conflict of interest by influencing the insurance company or other financial intermediary to recommend the fund over another investment option or by influencing an insurance company to include the fund as an underlying investment option in a variable contract. The prospectus (or other offering document) for your variable contract may contain additional information about these payments. Ask your insurance company or financial intermediary, or visit your insurance company's or financial intermediary's website, for more information.

T.RowePrice

T. Rowe Price Associates, Inc.
100 East Pratt Street
Baltimore, MD 21202

E305-045 5/1/24

T. Rowe Price Equity Series, Inc.

T. Rowe Price Moderate Allocation Portfolio

T. Rowe Price Balanced Fund

T. Rowe Price Moderate Allocation Portfolio

T. Rowe Price Spectrum Diversified Equity Fund

T. Rowe Price Spectrum Income Fund

T. Rowe Price Spectrum International Equity Fund

Supplement to Prospectuses and Summary Prospectuses dated May 1, 2024

T. Rowe Price Spectrum Conservative Allocation Fund

T. Rowe Price Spectrum Moderate Allocation Fund

T. Rowe Price Spectrum Moderate Growth Allocation Fund

Supplement to Prospectuses and Summary Prospectuses dated August 1, 2024

In the Summary Prospectus and Section 1 of the Prospectus, the portfolio manager table under "Management" is supplemented as follows:

Effective January 1, 2025, Christina Dove Noonan will join Charles M. Shriver and Toby M. Thompson as one of the fund's co-portfolio managers and as a cochair of the fund's Investment Advisory Committee. Ms. Noonan joined T. Rowe Price in 2015.

In Section 2 of the Prospectus, the disclosure under "Portfolio Management" is supplemented as follows:

Effective January 1, 2025, Christina Dove Noonan will join Charles M. Shriver and Toby M. Thompson as one of the fund's co-portfolio managers and as a cochair of the fund's Investment Advisory Committee. Ms. Noonan joined the Firm in 2015, and her investment experience dates from 2012. During the past five years, she has served as an associate portfolio manager in the Firm's Multi-Asset Division.

The date of this supplement is December 19, 2024.

G60-041 12/19/24



T.RowePrice

SUMMARY PROSPECTUS

May 1, 2024

QAAGRX

T. ROWE PRICE

Moderate Allocation Portfolio

The fund is only available as an investment option for variable annuity and variable life insurance contracts.

The Securities and Exchange Commission (SEC) has not approved or disapproved these securities or passed upon the adequacy of this prospectus. Any representation to the contrary is a criminal offense.

Before you invest, you may want to review the fund's prospectus, which contains more information about the fund and its risks. You can find the fund's prospectus, shareholder reports, and other information about the fund online at [troweprice.com/prospectus](https://www.troweprice.com/prospectus). You can also get this information at no cost by calling **1-800-638-8790**, by sending an e-mail request to info@troweprice.com, or by contacting your insurance company. This Summary Prospectus incorporates by reference the fund's prospectus, dated May 1, 2024, as amended or supplemented, and Statement of Additional Information, dated May 1, 2024, as amended or supplemented.

INVEST WITH CONFIDENCE®

Investment Objective(s)

The fund seeks the highest total return over time consistent with an emphasis on both capital appreciation and income.

Fees and Expenses

This table describes the fees and expenses that you may pay if you buy, hold, and sell shares of the fund. There may be additional expenses that apply, as described in your insurance contract prospectus, which are not reflected in the table or example below.

Fees and Expenses of the Fund

	Annual fund operating expenses (expenses that you pay each year as a percentage of the value of your investment)
Management fees	0.54% ^a
Other expenses	0.36 ^a
Acquired fund fees and expenses	0.15
Total annual fund operating expenses	1.05 ^b
Fee waiver/expense reimbursement	(0.20) ^{c,d}
Total annual fund operating expenses after fee waiver/expense reimbursement	0.85^{b,c}

^a Restated to reflect current fees.

^b The figures shown in the fee table do not match the “Ratios to average net assets” shown in the Financial Highlights table, as those figures do not include acquired fund fees and expenses and exclude expenses permanently waived as a result of investments in other T. Rowe Price Funds.

^c T. Rowe Price Associates, Inc. has contractually agreed to permanently waive its fees and/or bear any expenses (excluding interest; expenses related to borrowings, taxes, and brokerage; nonrecurring, extraordinary expenses; acquired fund fees and expenses; and 12b-1 fees, if any) that would cause the fund’s ratio of expenses to average daily net assets to exceed 0.85%. The agreement may only be terminated with approval by the fund’s shareholders. Fees waived and expenses borne by T. Rowe Price Associates, Inc. are subject to reimbursement by the fund, provided no reimbursement will be made if it would result in the fund’s expense ratio exceeding its applicable limitation at the time of the waiver/payment or reimbursement, whichever is lower. No reimbursement will be made more than three years after any waiver or payment.

^d T. Rowe Price Associates, Inc., permanently waives a portion of the fund’s management fee in order to ensure that the fund’s management fee does not duplicate the management fees of each underlying fund.

Example This example is intended to help you compare the cost of investing in the fund with the cost of investing in other mutual funds. The example assumes that you invest \$10,000 in the fund for the time periods indicated and then redeem all of your shares at the end of those periods, that your investment has a 5% return each year, and that the fund’s operating expenses remain the same. The example also assumes that any current expense limitation arrangement remains in place for the period noted in the previous table; therefore, the figures have been adjusted to reflect fee waivers or expense reimbursements only in the periods for which the expense limitation arrangement is expected to continue. Although your actual costs may be higher or lower, based on these assumptions your costs would be:

1 Year	3 Years	5 Years	10 Years
\$87	\$271	\$471	\$1,049

Portfolio Turnover The fund pays transaction costs, such as commissions, when it buys and sells securities (or “turns over” its portfolio). A higher portfolio turnover rate may indicate higher transaction costs and may result in higher taxes when the fund’s shares are held in a taxable account. These costs, which are not reflected in annual fund operating expenses or in the example, affect the fund’s performance. During the most recent fiscal year, the fund’s portfolio turnover rate was 78.1% of the average value of its portfolio.

Investments, Risks, and Performance

Principal Investment Strategies

The fund pursues its objective(s) by investing in a diversified portfolio typically consisting of approximately 60% of its net assets in stocks and 40% of its net assets in bonds, money market securities and cash reserves. Domestic stocks are generally selected from the overall U.S. market. International stocks are selected primarily from large companies in developed markets but may also include investments in emerging markets. Bonds, which may be issued by U.S. or foreign issuers and issued with fixed or floating interest

rates, are primarily investment grade (i.e., assigned one of the four highest credit ratings by established rating agencies) and are chosen across the entire government, corporate, and mortgage- and asset-backed securities markets. Maturities generally reflect the adviser's outlook for interest rates. The fund may invest up to 40% of its net assets in foreign securities, including international stocks and non-U.S. dollar denominated bonds. The fund also gains exposure to stocks and fixed income securities, as well as specific asset classes, through investments in other T. Rowe Price mutual funds and/or exchange-traded funds.

The adviser may decide to overweight or underweight a particular asset class based on its outlook for the economy and financial markets. Under normal conditions, the fund's allocation to the broad asset classes will be within the following ranges, each as a percentage of the fund's net assets: stocks (50-70%) and bonds, money market securities, and cash reserves (30-50%). When deciding upon allocations within these prescribed limits, the adviser may favor stocks when strong economic growth is expected and may favor fixed income securities if the economy is expected to slow sufficiently to hurt corporate profit growth. The adviser may adjust the fund's portfolio and overall risk profile by making tactical decisions to overweight or underweight particular asset classes or sectors based on its outlook for the global economy and securities markets.

When selecting particular stocks, the adviser examines relative values and prospects among growth- and value-oriented stocks, domestic and international stocks, small- to large-cap stocks, and stocks of companies involved in activities related to commodities and other real assets. This process draws heavily upon the adviser's proprietary stock research expertise. While the fund maintains a diversified portfolio, its portfolio manager may, at any particular time, shift stock selection toward markets or market sectors that appear to offer attractive value and appreciation potential.

A similar security selection process applies to bonds. When deciding whether to adjust duration, credit risk exposure, or allocations among the various sectors (for example, high yield or "junk" bonds, mortgage- and asset-backed securities, foreign bonds, and emerging markets bonds), the adviser weighs such factors as the outlook for inflation and the economy, corporate earnings, expected interest rate movements and currency valuations, and the yield advantage that lower-rated bonds may offer over investment-grade bonds.

The fund may use a variety of derivatives, such as futures, forwards, and swaps for a number of purposes such as for exposure or hedging. Specifically, the fund uses credit default swap index (CDX), forward currency exchange contracts, interest rate future options, interest rate futures, and interest rate swaptions.

CDX allows an investor to manage credit risk or take a position on a basket of credit entities (such as credit default swaps or a reference index) rather than transacting in a single-name credit default swap. Interest rate futures and interest rate futures options are typically used to manage the fund's exposure to interest rate changes or to adjust portfolio duration. Forward currency exchange contracts are typically used to protect the fund's non-U.S. dollar-denominated securities from adverse currency movements. Interest rate swaptions are primarily used in an effort to manage exposure to changes in interest rates or to adjust portfolio duration.

Principal Risks

As with any fund, there is no guarantee that the fund will achieve its objective(s). The fund's share price fluctuates, which means you could lose money by investing in the fund. The fund has partial exposure to a variety of risks in proportion to the amount it invests in stocks, bonds, and money market securities. The principal risks of investing in this fund, which may be even greater in bad or uncertain market conditions, are summarized as follows:

Stock investing: Stocks generally fluctuate in value more than bonds and may decline significantly over short time periods. There is a chance that stock prices overall will decline because stock markets tend to move in cycles, with periods of rising and falling prices. The value of stocks held by the fund may decline due to general weakness or volatility in the stock markets in which the fund invests or because of factors that affect a particular company or industry.

Fixed income markets: Economic and other market developments can adversely affect the fixed income securities markets. At times, participants in these markets may develop concerns about the ability of certain issuers of debt instruments to make timely principal and interest payments, or they may develop concerns about the ability of financial institutions that make markets in certain debt instruments to facilitate an orderly market. Those concerns could cause increased volatility and reduced liquidity in particular securities or in the overall fixed income markets and the related derivatives markets. A lack of liquidity or other adverse credit market conditions may hamper the fund's ability to sell the debt instruments in which it invests or to find and purchase suitable debt instruments.

Market conditions: The value of the fund's investments may decrease, sometimes rapidly or unexpectedly, due to factors affecting an issuer held by the fund, particular industries, or the overall securities markets. A variety of factors can increase the volatility of the

fund's holdings and markets generally, including economic, political, or regulatory developments, recessions, inflation, rapid interest rate changes, war, military conflict, acts of terrorism, natural disasters, and outbreaks of infectious illnesses or other widespread public health issues (such as the coronavirus pandemic) and related governmental and public responses (including sanctions). Certain events may cause instability across global markets, including reduced liquidity and disruptions in trading markets, while some events may affect certain geographic regions, countries, sectors, and industries more significantly than others. Government intervention in markets may impact interest rates, market volatility, and security pricing. These adverse developments may cause broad declines in market value due to short-term market movements or for significantly longer periods during more prolonged market downturns.

Interest rates: A rise in interest rates typically causes the price of a fixed rate debt instrument to fall and its yield to rise. Conversely, a decline in interest rates typically causes the price of a fixed rate debt instrument to rise and the yield to fall. The prices and yields of inflation-linked bonds are directly impacted by the rate of inflation as well as changes in interest rates. Generally, funds with longer weighted average maturities and durations carry greater interest rate risk. Changes in monetary policy made by central banks and/or governments are likely to affect the interest rates or yields of the securities in which the fund invests.

Prepayments and extensions: The fund is subject to prepayment risks because the principal on mortgage-backed securities, asset-backed securities, or any debt instrument with an embedded call option may be prepaid at any time, which could reduce the security's yield and market value. The rate of prepayments tends to increase as interest rates fall, which could cause the average maturity of the portfolio to shorten. Extension risk may result from a rise in interest rates, which tends to make mortgage-backed securities, asset-backed securities, and other callable debt instruments more volatile.

Credit quality: An issuer of a debt instrument could suffer an adverse change in financial condition that results in a payment default (failure to make scheduled interest or principal payments), rating downgrade, or inability to meet a financial obligation. Securities that are rated below investment grade carry greater risk of default and should be considered speculative.

International investing: Non-U.S. securities tend to be more volatile and have lower overall liquidity than investments in U.S. securities and may lose value because of adverse local, political, social, or economic developments overseas, or due to changes in the exchange rates between foreign currencies and the U.S. dollar. In addition, investments outside the U.S. are subject to settlement practices and regulatory and financial reporting standards that differ from those of the U.S. The risks of investing outside the U.S. are heightened for any investments in emerging markets, which are susceptible to greater volatility than investments in developed markets.

Emerging markets: Investments in emerging market countries are subject to greater risk and overall volatility than investments in the U.S. and other developed markets. Emerging market countries tend to have economic structures that are less diverse and mature, less developed legal and regulatory regimes, and political systems that are less stable, than those of developed countries. In addition to the risks associated with investing outside the U.S., emerging markets are more susceptible to governmental interference, political and economic uncertainty, local taxes and restrictions on the fund's investments, less efficient trading markets with lower overall liquidity, and more volatile currency exchange rates.

Derivatives: The use of derivatives exposes the fund to additional volatility and potential losses. A derivative involves risks different from, and possibly greater than, the risks associated with investing directly in the assets on which the derivative is based, including liquidity risk, valuation risk, correlation risk, market risk, interest rate risk, leverage risk, counterparty and credit risk, operational risk, management risk, legal risk, and regulatory risk. Derivatives can be highly volatile, illiquid, and difficult to value, and changes in the value of a derivative may not properly correlate with changes in the value of the underlying asset, reference rate, or index. The fund could be exposed to significant losses if it is unable to close a derivatives position due to the lack of a liquid secondary trading market. The prices of derivatives may move in unexpected ways, especially in abnormal market conditions. Certain derivatives are also subject to counterparty risk, which is the risk that the derivative counterparty will not fulfill its contractual obligations. The use of derivatives includes the risk of potential operational issues, such as settlement issues. Derivatives are exposed to legal risks, such as the legality or enforceability of a contract. The adviser may not be able to accurately predict the direction of prices, economic factors, or other associated risks which could cause loss in value or impair the fund's efforts to reduce overall volatility. New regulations may make derivatives more costly, limit availability, or otherwise affect their value or performance.

Liquidity: The fund may not be able to meet requests to redeem shares issued by the fund without significant dilution of the remaining shareholders' interests in the fund. In addition, the fund may not be able to sell a holding in a timely manner at a desired price. Reduced liquidity in the bond markets can result from a number of events, such as limited trading activity, reductions in bond inventory, and rapid or unexpected changes in interest rates. Markets with lower overall liquidity could lead to greater price volatility and limit the fund's ability to sell a holding at a suitable price.

Investments in other funds: The fund bears the risk that its underlying funds will fail to successfully employ their investment strategies. One or more underlying fund's underperformance or failure to meet its investment objective(s) as intended could cause the fund to underperform similarly managed funds.

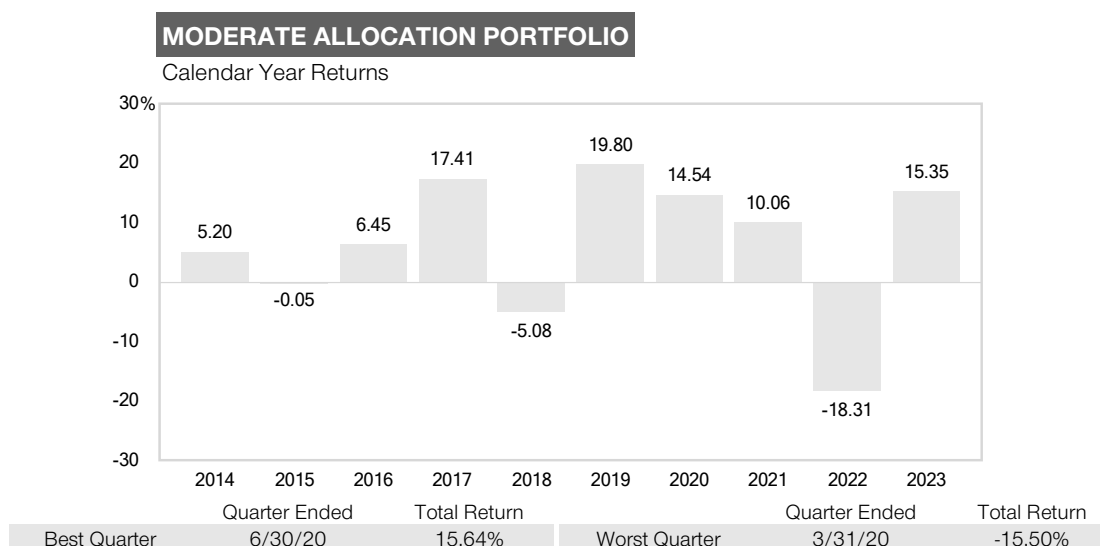
Active management: The fund's overall investment program and holdings selected by the fund's investment adviser may underperform the broad markets, relevant indices, or other funds with similar objectives and investment strategies.

Cybersecurity breaches: The fund could be harmed by intentional cyberattacks and other cybersecurity breaches, including unauthorized access to the fund's assets, confidential information, or other proprietary information. In addition, a cybersecurity breach could cause one of the fund's service providers or financial intermediaries to suffer unauthorized data access, data corruption, or loss of operational functionality.

Performance

The following performance information provides some indication of the risks of investing in the fund. The fund's performance information represents only past performance and is not necessarily an indication of future results.

The following bar chart illustrates how much returns can differ from year to year by showing calendar year returns and the best and worst calendar quarter returns during those years for the fund.



The following table shows the average annual total returns for the fund, and also compares the returns with the returns of a relevant broad-based market index, as well as with the returns of one or more comparative indexes that have investment characteristics similar to those of the fund, if applicable.

Average Annual Total Returns

	Periods ended December 31, 2023			Inception date
	1 Year	5 Years	10 Years	
Moderate Allocation Portfolio	15.35 %	7.31 %	5.91 %	12/30/1994
Morningstar Moderate Target Risk Index (reflects no deduction for fees, expenses, or taxes)	13.22	7.38	5.72	
Russell 3000® Index (reflects no deduction for fees, expenses, or taxes)	25.96	15.16	11.48	

Updated performance information is available through troweprice.com.

Management

Investment Adviser T. Rowe Price Associates, Inc. (T. Rowe Price or Price Associates)

Investment Subadviser T. Rowe Price Investment Management, Inc. (Price Investment Management)

Investment Subadviser T. Rowe Price International Ltd (Price International)

Investment Subadviser T. Rowe Price Hong Kong Limited (Price Hong Kong)

Portfolio Manager	Title	Managed Fund Since	Joined Investment Adviser
Charles M. Shriver	Cochair of Investment Advisory Committee	2011	1991
Toby M. Thompson	Cochair of Investment Advisory Committee	2020	1993*

* Mr. Thompson originally joined T. Rowe Price in 1993 and returned in 2010.

Purchase and Sale of Fund Shares

The fund is not sold directly to the general public but is instead offered as an underlying investment option for variable annuity or variable life insurance contracts. Although the fund does not require a minimum amount for initial or subsequent purchases from insurance companies, your insurance company may impose investment minimums for your purchases of the fund.

You may purchase, redeem, or exchange shares of the fund on any day the New York Stock Exchange is open for business. You must purchase, redeem, and exchange shares through your insurance company.

Tax Information

The fund distributes any dividends and capital gains to its shareholders, which are the insurance company separate accounts that sponsor your variable annuity or variable life insurance contract. Variable product owners seeking to understand the tax consequences of their investment, including redemptions of fund shares and the impact of dividend and capital gains distributions by the fund, should consult with the insurance company that issued their variable product or refer to their variable annuity or variable life insurance contract prospectus.

Payments to Insurance Companies, Broker-Dealers, and Other Financial Intermediaries

The fund is generally available only through variable annuity or variable life insurance contracts. The fund and/or its related companies may make payments to a sponsoring insurance company or other financial intermediary for the sale of fund shares and related services. These payments may create a conflict of interest by influencing the insurance company or other financial intermediary to recommend the fund over another investment option or by influencing an insurance company to include the fund as an underlying investment option in a variable contract. The prospectus (or other offering document) for your variable contract may contain additional information about these payments. Ask your insurance company or financial intermediary, or visit your insurance company's or financial intermediary's website, for more information.

This page intentionally left blank.

T.RowePrice

T. Rowe Price Associates, Inc.
100 East Pratt Street
Baltimore, MD 21202

E304-045 5/1/24

(This page intentionally left blank.)

(This page intentionally left blank.)

Group Variable Universal Life



Group Variable Universal Life Insurance (contract series 89759) is issued by The Prudential Insurance Company of America, 751 Broad Street, Newark, NJ 07102 and is distributed by Prudential Investment Management Services LLC (PIMS), 655 Broad Street, Newark, NJ 07102-4410, each being a Prudential Financial company, and each is solely responsible for its financial condition and contractual obligation. Aon Insurance Services is the brand name for the brokerage and program administration operations of Affinity Insurance Services, Inc. (TX 13695) (AR 100106022); in CA & MN, AIS Affinity Insurance Agency, Inc. (CA 0795465); in OK, AIS Affinity Insurance Services Inc.; in CA, Aon Affinity Insurance Services, Inc. (CA 0G94493), Aon Direct Insurance Administrators, and Berkely Insurance Agency; and in NY, AIS Affinity Insurance Agency. Securities offered through Aon Securities LLC, Member FINRA/SIPC, 1100 Virginia Drive, Suite 250, Fort Washington, PA 19034-3278, 800-223-7473. The Plan Agent of the AICPA Insurance Trust is Aon Insurance Services. Aon Securities LLC and Aon Insurance Services are not affiliated with either Prudential or PIMS.

Prudential, the Prudential logo, and the Rock symbol are service marks of Prudential Financial, Inc., and its related entities.

If you would like to receive this document electronically next time, please sign up for electronic delivery at www.prudential.com/gulgvul now.

GL2024106 Ed. 5/2024