

# AICPA Group Variable Universal Life for Members



PROSPECTUS – MAY 1, 2024

## GROUP VARIABLE UNIVERSAL LIFE INSURANCE

The Prudential Variable Contract Account GI-2  
The Prudential Insurance Company of America

---

AICPA Group Variable Universal Life Prospectus  
(For Certificates effective on or before 12/31/2008)

---

### Prospectuses for the Variable Investment Options:

- ◆ BNY Mellon
  - ◆ DWS
  - ◆ Franklin Templeton®
  - ◆ Janus Henderson
  - ◆ Lazard
  - ◆ MFS®
  - ◆ Neuberger Berman
  - ◆ Prudential
  - ◆ T. Rowe Price
- 

To receive this prospectus electronically,  
go to [www.prudential.com/gulgvul](http://www.prudential.com/gulgvul)  
or scan the code below.



Scan the QR code  
using your mobile  
device or QR App

**Stop getting this  
booklet in the mail.**

**Sign-up for paperless  
delivery today.**





PROSPECTUS

May 1, 2024

For Certificates effective on or before 12/31/2008

## **AICPA Group Variable Universal Life for Members**

A FLEXIBLE PREMIUM GROUP VARIABLE UNIVERSAL LIFE CONTRACT ISSUED BY:

**THE PRUDENTIAL INSURANCE COMPANY OF AMERICA**

**PRUDENTIAL VARIABLE CONTRACT ACCOUNT GI-2**

**751 BROAD STREET**

**NEWARK, NEW JERSEY 07102**

**TELEPHONE: (800) 562-9874**

*The AICPA Group Variable Universal Life for Members Certificate is offered under Contract Series 89759, subject to state availability. A state and/or other code may follow the form number. Your Contract's form number is located in the lower left-hand corner of each page of your Certificate.*

---

This prospectus describes a flexible premium variable universal life insurance contract, the Group Variable Universal Life Contract offered by The Prudential Insurance Company of America, a stock life insurance company, to the Eligible Group Members of the AICPA and/or a State Society of CPAs and/or other qualifying organizations. This prospectus does not take into account the investment objectives or financial situation of any client or prospective clients. The information is not intended as investment advice and is not a recommendation about managing or investing finances in a variable insurance product. Clients seeking information regarding their particular investment needs should contact a financial professional.

**Please read this prospectus before purchasing a Group Variable Universal Life Certificate and keep it for future reference.** Capitalized terms used in this prospectus are defined where first used or in the **GLOSSARY: Definitions Of Special Terms Used In This Prospectus**.

You (the "Participant") may choose to invest your Certificate's contributions and its earnings in one or more of 18 Variable Investment Options of the Prudential Variable Contract Account GI-2 (the "Account"). The Account offers a wide variety of Variable Investment Options from the firms listed below. A complete list of the available Funds can be found in **APPENDIX A**.

**BNY Mellon Variable Investment Fund**

**Janus Aspen Series**

**Neuberger Berman Advisers Management Trust**

**Deutsche DWS Variable Series II**

**Lazard Retirement Series, Inc.**

**Prudential Series Fund**

**Franklin Templeton Variable Insurance Products Trust**

**MFS® Variable Insurance Trust**

**T. Rowe Price Equity Series, Inc.**

You may also choose to invest your Certificate's contributions and its earnings in the Fixed Account, which pays a guaranteed interest rate.

If you are a new investor in the Certificate, you may cancel your Certificate within 30 days of receiving it without paying fees or penalties. In some states this cancellation period may be longer. You should review this prospectus or consult with your investment professional, for additional information about the specific cancellation terms that apply.

---

In compliance with US law, Prudential delivers this prospectus to Participants that currently reside outside of the United States. In addition, we may not market or offer benefits, features or enhancements to prospective or current Participants while outside of the United States.

Additional information about certain investment products, including variable life insurance, has been prepared by the Securities and Exchange Commission's ("SEC") staff and is available at [www.investor.gov](http://www.investor.gov).

**Neither the SEC nor any state securities commission has approved or disapproved of these securities or determined that the Group Contract is a good investment, nor has the SEC determined that this prospectus is complete or accurate. It is a criminal offense to state otherwise.**

**A Group Variable Universal Life Insurance contract is issued by Prudential to a trust, or the group that sponsors the Group Variable Universal Life Insurance program. Investment in a variable life insurance contract is subject to risk, including the possible loss of your money. An investment in Group Variable Universal Life is not a bank deposit and is not insured by the Federal Deposit Insurance Corporation ("FDIC") or any other governmental agency.**

# TABLE OF CONTENTS

	Page
<b>KEY INFORMATION</b> .....	<b>1</b>
<b>OVERVIEW OF THE CONTRACT</b> .....	<b>2</b>
<b>FEE TABLE</b> .....	<b>5</b>
<b>SUMMARY OF PRINCIPAL RISKS OF INVESTING IN THE CERTIFICATE</b> .....	<b>6</b>
<b>GENERAL DESCRIPTIONS OF THE PRUDENTIAL INSURANCE COMPANY OF AMERICA, THE REGISTRANT, AND THE FUNDS</b> .....	<b>8</b>
The Prudential Insurance Company of America .....	8
The Prudential Variable Contract Account GI-2 .....	8
The Funds .....	9
Service Fees Payable To Prudential .....	10
Voting Rights .....	10
Substitution Of Variable Investment Options .....	11
The Fixed Account .....	11
<b>CHARGES AND EXPENSES</b> .....	<b>11</b>
Charge For Taxes Attributable To Premiums .....	12
Withdrawal Charge .....	12
Transfer Charge .....	12
Quarterly Report Charge .....	12
Cost Of Insurance .....	12
Charge For Administrative Expenses .....	13
Account Charge For Variable Investment Options .....	13
Additional Insurance Benefits Charges .....	14
Charge For Other Taxes .....	14
Fund Charges .....	14
Commissions Paid To Broker-Dealers .....	14
<b>PERSONS HAVING RIGHTS UNDER THE CONTRACT</b> .....	<b>14</b>
Group Contract Holder .....	14
Certificate Holder .....	15
Applicant Owner .....	15
Beneficiary .....	15
<b>OTHER GENERAL CONTRACT PROVISIONS</b> .....	<b>15</b>
How Prudential Issues Certificates .....	15
Effective Date Of Insurance .....	16
Effective Date Of More Favorable Rate Class .....	16
Maximum Age .....	16
Canceling the Certificate ("Free Look") .....	16
Assignment .....	17
Premium Refunds .....	17
Suicide Exclusion .....	17
Incontestability .....	17
Misstatement Of Age and/or Gender .....	17
Participants Who Are No Longer Eligible Group Members .....	17
Termination Of a Group Contract Holder's Participation .....	18
Options Upon Termination Of Coverage .....	18
<b>DEATH BENEFITS</b> .....	<b>19</b>

When Death Benefit Proceeds Are Paid .....	19
Amount Of The Death Benefit .....	19
Adjustment In The Death Benefit .....	19
Death Claim Settlement Options .....	20
Changes In Face Amount Of Insurance .....	21
<b>ADDITIONAL INSURANCE BENEFITS AVAILABLE UNDER THE CONTRACT .....</b>	<b>23</b>
Accelerated Benefit Option .....	23
Accidental Death and Dismemberment Benefit .....	24
Extended Death Protection During Total Disability .....	24
Child Term Benefit .....	24
<b>PREMIUMS .....</b>	<b>24</b>
Routine Premium Payments .....	25
Additional Premium Payments .....	25
How You Will Pay Premiums .....	25
Deducting Premiums By Automatic Debit .....	25
Effect Of Premium Payments On Tax Status .....	25
Processing and Valuing Transactions .....	25
Allocation Of Premiums .....	26
Changing the Allocation Of Future Premium Payments .....	26
Transfers/Restrictions On Transfers .....	26
Dollar Cost Averaging .....	27
<b>CERTIFICATE VALUES .....</b>	<b>28</b>
Surrender Of A Certificate .....	28
Cash Surrender Value .....	28
Withdrawals .....	29
Payment Of Cash Surrender Value .....	29
Loans .....	29
When Proceeds Are Paid .....	30
<b>LAPSE AND REINSTATEMENT .....</b>	<b>30</b>
<b>TAXES .....</b>	<b>31</b>
Treatment As Life Insurance and Investor Control .....	31
Pre-Death Distributions .....	32
Income Tax Withholding .....	32
Other Tax Considerations .....	33
Federal Income Tax Status Of Amounts Received Under the Certificate .....	33
Sales Of Issued Life Insurance Policies To Third Parties .....	33
Company Taxes .....	33
<b>DISTRIBUTION AND COMPENSATION .....</b>	<b>34</b>
<b>LEGAL PROCEEDINGS .....</b>	<b>35</b>
<b>FINANCIAL STATEMENTS .....</b>	<b>35</b>
<b>ADDITIONAL INFORMATION .....</b>	<b>35</b>
<b>GLOSSARY: Definitions Of Special Terms Used In This Prospectus .....</b>	<b>36</b>
<b>APPENDIX A: Funds Available Under the Contract .....</b>	<b>A-i</b>
<b>APPENDIX B: State Availability Or Variations Of Certain Features .....</b>	<b>B-i</b>

## TABLE OF CONTENTS OF THE FUND PROSPECTUSES

### **BNY Mellon Variable Insurance Fund:**

BNY Mellon Opportunistic Small Cap Portfolio ..... Appendix 1

### **Deutsche DWS Variable Series II:**

DWS High Income VIP ..... Appendix 2

### **Franklin Templeton Variable Insurance Products Trust:**

Templeton Developing Markets VIP Fund ..... Appendix 3

Templeton Foreign VIP Fund ..... Appendix 4

### **Janus Aspen Series:**

Janus Henderson Enterprise Portfolio ..... Appendix 5

### **Lazard Retirement Series, Inc.:**

Lazard Retirement Emerging Markets Equity Portfolio ..... Appendix 6

Lazard Retirement International Equity Portfolio ..... Appendix 7

### **MFS® Variable Insurance Trust:**

MFS® Research Series ..... Appendix 8

### **Neuberger Berman Advisers Management Trust:**

Neuberger Berman AMT Short Duration Bond Portfolio ..... Appendix 9

### **Prudential Series Fund:**

PSF PGIM 50/50 Balanced Portfolio ..... Appendix 10

PSF PGIM Flexible Managed Portfolio ..... Appendix 11

PSF PGIM Government Money Market Portfolio ..... Appendix 12

PSF PGIM Jennison Blend Portfolio ..... Appendix 13

PSF PGIM Jennison Growth Portfolio ..... Appendix 14

PSF Small-Cap Stock Index Portfolio ..... Appendix 15

PSF Stock Index Portfolio ..... Appendix 16

### **T. Rowe Price Equity Series, Inc.:**

T. Rowe Price Equity Income Portfolio ..... Appendix 17

T. Rowe Price Mid-Cap Growth Portfolio ..... Appendix 18

## KEY INFORMATION

*Important Information You Should Consider About the Contract.*

<b>FEES AND EXPENSES</b>							
<b>Charges For Early Withdrawals</b>	We do not deduct a surrender charge for early withdrawals. For more information on withdrawals, please refer to the <b>Withdrawals</b> subsection of this prospectus.						
<b>Transaction Charges</b>	You may be charged for transactions. Such charges include sales charges on premiums paid under the Group Contract, administrative charges (to cover local, state and federal taxes), transfer fees, and withdrawal fees. For more information on transaction charges, please refer to the <b>FEE TABLE</b> and <b>CHARGES AND EXPENSES</b> sections of this prospectus.						
<b>Ongoing Fees And Expenses</b>	<p>In addition to transaction charges, an investment in the Certificate is subject to certain ongoing fees and expenses, including such fees and expenses as those covering the cost of insurance under the Certificate and the cost of optional benefits available under the Certificate. Such fees and expenses are set based on either a fixed rate or the characteristics of the insured (e.g., age, gender, and rating classification). Investors should view the data pages of their Certificate for applicable rates.</p> <p>Participants will also bear expenses associated with the Funds under the Certificate, as shown in the following table:</p> <table border="1" style="margin-left: auto; margin-right: auto;"> <thead> <tr> <th style="text-align: center;">Annual Fee</th> <th style="text-align: center;">Minimum</th> <th style="text-align: center;">Maximum</th> </tr> </thead> <tbody> <tr> <td style="text-align: center;">Investment options (Fund fees and expenses)</td> <td style="text-align: center;">0.29%</td> <td style="text-align: center;">1.42%</td> </tr> </tbody> </table> <p>For more information on ongoing fees and expenses, please refer to the <b>FEE TABLE</b> and <b>CHARGES AND EXPENSES</b> sections of this prospectus, as well as <b>APPENDIX A</b>, which is part of this prospectus.</p>	Annual Fee	Minimum	Maximum	Investment options (Fund fees and expenses)	0.29%	1.42%
Annual Fee	Minimum	Maximum					
Investment options (Fund fees and expenses)	0.29%	1.42%					
<b>RISKS</b>							
<b>Risk Of Loss</b>	You can lose money by investing in the Certificate. For more information please refer to the <b>SUMMARY OF PRINCIPAL RISKS OF INVESTING IN THE CONTRACT</b> section of this prospectus.						
<b>Not a Short-Term Investment</b>	The Certificate is not a short-term investment and is not appropriate for an investor who needs ready access to cash. The Certificate is designed to provide benefits on a long-term basis. Consequently, you should not use the Certificate as a short-term investment or savings vehicle. Because of the long-term nature of the Certificate, you should consider whether purchasing the Certificate is consistent with the purpose for which it is being considered. For more information please refer to the <b>SUMMARY OF PRINCIPAL RISKS OF INVESTING IN THE CONTRACT</b> section of this prospectus.						
<b>Risks Associated With Investment Options</b>	An investment in the Certificate is subject to the risk of poor investment performance and can vary depending on the performance of the Funds available under the Certificate, each of which has its own unique risks. You should review the Funds' prospectuses before making an investment decision. Fund prospectuses are available at <a href="https://www.prudential.com/employers/group-insurance/gvul-funds/">https://www.prudential.com/employers/group-insurance/gvul-funds/</a> or by calling 800-562-9874. For more information on the Funds, please refer to the <b>SUMMARY OF PRINCIPAL RISKS OF INVESTING IN THE CONTRACT</b> section and the <b>The Funds</b> subsection of this prospectus.						
<b>Insurance Company Risks</b>	An investment in the Certificate is subject to the risks related to Prudential. Any obligations (including under the Fixed Rate Account), guarantees, or benefits are subject to the claims-paying ability of Prudential. More information about Prudential, including its financial strength ratings, is available upon request and at <a href="http://www.investor.prudential.com/ratings">www.investor.prudential.com/ratings</a> . For more information please refer to the <b>GENERAL DESCRIPTIONS OF THE PRUDENTIAL INSURANCE COMPANY, THE REGISTRANT, AND THE FUNDS</b> section of this prospectus.						
<b>Contract Lapse</b>	<p>In general, your Certificate will remain in force as long as the balance in your Certificate Fund (less any Certificate Debt and outstanding charges) is enough to pay the monthly charges when due. If the Certificate Fund balance is not enough, Prudential will send you a notice to tell you that your insurance is going to end, how much you must pay to stop it from ending, and when you must pay. This payment must be received by the end of the grace period, or the Certificate will no longer have any value.</p> <p>You may request reinstatement of a lapsed Certificate any time within three years after the end of the grace period upon the completion of certain conditions, including a premium payment that is at least enough, after deduction of any charges that apply, to pay the monthly charges going forward for two months.</p> <p>For more information please refer to the <b>LAPSE AND REINSTATEMENT</b> section of this prospectus.</p>						

## RESTRICTIONS

<b>Investments</b>	<p>You may, up to 20 times each Certificate Year, transfer amounts among investment options. We will accept subsequent transfer requests only if they are in a manner acceptable to us</p> <p>Transfers may generally be made by U.S. regular mail, fax, or electronically.</p> <p>We reserve the right to remove or substitute Funds as investment options.</p> <p>For more information on investment and transfer restrictions, please refer to the <b>Transfers/Restrictions On Transfers</b> subsection of this prospectus.</p>
<b>Optional Benefits</b>	<p>You may be able to obtain extra benefits, which may require additional charges. These optional insurance benefits are described as "additional insurance benefits" to the Certificate and can generally be added at any time, unless noted otherwise.</p> <p>There are limitations of benefits on certain riders for claims due to war or service in the armed forces. We will not pay a benefit on any Accidental Death Benefit type benefit or rider if the death or injury is caused or contributed to by war or act of war, declared or undeclared, including resistance to armed aggression. This restriction includes service in the armed forces of any country at war.</p> <p>Some benefits may depend on the performance of the Certificate Fund. Additional insurance benefits will no longer be available if the Certificate lapses. Some benefits are not available in conjunction with other benefits and other restrictions may apply.</p> <p>Some benefits described in this prospectus may be subject to state variations or may not be available in all states. Please refer to <b>APPENDIX B</b>, which is part of this prospectus, for state availability and a description of all material variations to benefits and features that differ from the description contained in the prospectus.</p> <p>For more information on optional benefits under the Contract, please refer to the <b>ADDITIONAL INSURANCE BENEFITS AVAILABLE UNDER THE CONTRACT</b> section of this prospectus.</p>
<b>TAXES</b>	
<b>Tax Implications</b>	<p>You should consult with a tax professional to determine the tax implications of an investment in and payments received from your Certificate under the Group Contract. Withdrawals that exceed basis will be subject to ordinary income tax, and may be subject to additional tax or penalties. For more information on tax implications relating to Certificate investments, please refer to the <b>TAXES</b> section of this prospectus.</p>
<b>CONFLICTS OF INTEREST</b>	
<b>Investment Professional Compensation</b>	<p>Investment professionals receive compensation for selling the Group Contract and may have a financial incentive to offer or recommend the Contract over another investment. Compensation (commissions, overrides, and any expense reimbursement allowance) is paid to broker-dealers that are registered under the Securities Exchange Act of 1934 and/or entities that are exempt from such registration ("firms"). The individual representative will receive all or a portion of the compensation, depending on the practice of the firm. For more information on investment professional compensation, please refer to the <b>DISTRIBUTION AND COMPENSATION</b> section and the <b>Commissions Paid To Broker-Dealers</b> subsection of this prospectus.</p>
<b>Exchanges</b>	<p>Some investment professionals may have a financial incentive to offer you a policy in place of the one you already own. You should only exchange your policy if you determine after comparing the features, fees, and risks of both policies, that it is preferable to purchase the policy, rather than continue to own your existing policy. For more information on exchanges, please refer to the paragraph titled <b>Replacing Your Life Insurance</b> in the <b>SUMMARY OF PRINCIPAL RISKS OF INVESTING IN THE CONTRACT</b> section of this prospectus.</p>

## OVERVIEW OF THE CONTRACT

*The following summaries provide a brief overview of the more significant aspects of the Group Contract. We provide more complete and detailed information in the subsequent sections of this prospectus and in the statement of additional information and Certificate.*

### Brief Description of the Group Variable Universal Life Insurance Contract

This document is a prospectus. It tells you about **Group Variable Universal Life Insurance** (sometimes referred to as "GVUL") contracts offered by The Prudential Insurance Company of America ("Prudential," the "Company," "we," "our," or "us") for



insurance programs that are sponsored by groups. We will refer to each person who buys coverage as a "Participant." When we use the terms "you" or "your," we mean a Participant.

A Group Variable Universal Life Insurance contract is an insurance contract issued by Prudential to a trust, or the group that sponsors the Group Variable Universal Life Insurance program. Often the group that sponsors a program is an employer. Other groups such as membership associations may also sponsor programs. Group Variable Universal Life is a variable insurance product that offers life insurance protection together with investment opportunity through Variable Investment Options and the Fixed Account.

A Group Variable Universal Life Insurance policy is a flexible form of life insurance. It has a Death Benefit and a Certificate Fund, the value of which changes every day according to the investment performance of the investment options to which you have allocated your Net Premiums. Although the value of your Certificate Fund will increase if there is favorable investment performance in the Variable Investment Options you select, investment returns in the Variable Investment Options are NOT guaranteed. There is a risk that investment performance will be unfavorable and that the value of your Certificate Fund will decrease. The risk will be different, depending upon which Variable Investment Options you choose. You bear the risk of any decrease. The coverage is designed to be flexible to meet your specific life insurance needs. Within certain limits, this type of coverage will provide you with flexibility in determining the amount and timing of the premium payments.

The Group Contract states the terms of the agreement between Prudential and the sponsoring group. It forms the entire agreement between them. Among other things, the Group Contract defines which members of the group are eligible to buy the Group Variable Universal Life Insurance. The Group Contract also says whether or not Eligible Group Members may also buy coverage for their qualified dependents.

We will give a Certificate to each Eligible Group Member or Applicant Owner who buys coverage under the Group Contract. The Certificate provides for a Death Benefit and a Cash Surrender Value. The Death Benefit and the Cash Surrender Value can change every day. They change based on the performance of the investment options you selected.

On the date of the Contract Anniversary, if all required premium payments have been paid for the year and the Group Contract remains in force, Prudential will complete an experience calculation for policy year. If the calculation is favorable and results in any value, Prudential may pay a Premium Refund to the Group Contractholder. Your portion of the Premium Refund, if any, will be passed on to you in the form of an annual cash refund that ordinarily will be applied as a premium payment. However, you may choose to receive your annual cash refund in cash by notifying Aon Securities LLC in writing. See **Premium Refunds**.

### **The Death Benefit**

When you buy Group Variable Universal Life Insurance, you will choose a Face Amount of insurance, based on the amounts available for your group. Prudential will pay a Death Benefit to the beneficiary when the Covered Person dies. Generally, the Death Benefit is the Face Amount of insurance plus the value of your Certificate Fund on the date of your death, minus any Certificate Debt and outstanding charges. Because the value of the Certificate Fund will vary daily with the performance of the investment options you select, the amount of the Death Benefit will also vary from day to day. However, the Death Benefit will not be less than the Face Amount of insurance shown plus the amount of any additional insurance benefit, if the Participant's insurance is not in default and there is no Certificate Debt. See **DEATH BENEFITS**.

### **The Certificate Fund**

The Certificate Fund consists of the Net Premiums that we invest in the investment options you select. Prudential will deduct its charges for the insurance from the Certificate Fund. The Certificate Fund value changes daily, reflecting: (i) increases or decreases in the value of the Variable Investment Options you select; (ii) interest credited on any amounts allocated to the Fixed Account; (iii) interest credited on any loan; (iv) the daily charge for mortality and expense risks assessed against the Variable Investment Options; and (v) monthly charges Prudential deducts for the insurance. The Certificate Fund also changes to reflect the receipt of premiums. There is no guaranteed minimum balance for the Certificate Fund.

### **Premium Payments**

You will usually be able to decide when to make premium payments and how much each premium payment will be. You are responsible for making sure that there is enough value in your Certificate Fund (minus Certificate Debt and outstanding charges) to cover each month's charges. If your Certificate Fund balance is less than the amount needed to pay any month's charges, then you must make a premium payment that increases your Certificate Fund balance above this minimum amount. You must make that payment during the grace period, and if you do not, your coverage will end.

You may choose to make additional premium payments and have those payments directed to the investment options you previously selected. See **Additional Premium Payments**.

## **Allocation Of Premium Payments And Investment Choices**

Before the premiums are allocated to your investment choices, we deduct a charge for taxes attributable to premiums (or premium based administrative charges). This charge is currently 0.00%. The remainder is your Net Premium, which is then invested in the investment options. See **CHARGES AND EXPENSES**.

You may choose investment options from among the Funds selected by your Group Contract Holder. You choose how to allocate the premium payments among the investment options. You may choose more aggressive Funds or less aggressive Funds, as well as the Fixed Account. What you choose depends on your personal circumstances, your investment objectives and how they may change over time. See **The Prudential Variable Contract Account GI-2** and **Allocation Of Premiums**.

If you prefer to reduce the risks that come with investing in the Funds, you can choose to direct some of the premium payments or the amount in your Certificate Fund to the Fixed Account. Prudential guarantees that the part of your Certificate Fund that is directed to the Fixed Account will earn interest daily at a rate that Prudential declares periodically. That rate will change from time to time, but it will never be lower than an effective annual rate of 4%. See **The Fixed Account**.

## **Transfers Among Investment Options**

You may transfer amounts from one investment option to another. We do not limit the number of transfers between Variable Investment Options, but we may charge for more than 12 transfers and require written requests if more than 20 transfers are requested in a Certificate Year. See **Transfers/Restrictions On Transfers**.

## **Dollar Cost Averaging**

Dollar Cost Averaging, or DCA, lets you systematically transfer specified dollar amounts from the Prudential Series Fund Government Money Market Portfolio to the other available investment options available under the Group Contract at monthly intervals. You can request that a designated number of transfers be made under the DCA feature. You may use DCA at any time after your Certificate becomes effective, but to start the DCA feature, you usually have to make a premium payment of at least \$1,000 to the Prudential Series Fund Government Money Market Portfolio. The main objective of DCA is to reduce the risk of dramatic short-term market fluctuations. Since the same dollar amount is transferred to an available investment option with each transfer, you buy a greater interest in the investment option when the price is low and a lesser interest in the investment option when its price is high. Therefore, you may achieve a lower than average cost over the long term. This plan of investing does not assure a profit or protect against a loss in declining markets. See **Dollar Cost Averaging**.

## **Loans**

You may borrow money from your Certificate Fund. The Maximum Loan Value, which is the maximum amount you may borrow, is 90% of your Certificate Fund minus any existing loan (and its accrued interest), outstanding charges, and the amount of the next month's charges. In states that require it, you may borrow a greater amount. Loan interest charges accrue daily. Depending on the tax status of your Certificate, taking a loan may have tax consequences. There may also be tax consequences if your Certificate lapses or terminates with an outstanding loan. See **Loans** and **TAXES**.

## **Withdrawals From The Certificate Fund**

While your Certificate is in effect, you may withdraw part of the Certificate's Cash Surrender Value. You must withdraw at least \$200 in any withdrawal, but you must leave enough in your Certificate Fund (less any Certificate Debt and outstanding charges) to pay the next month's charges. There is no limit on the number of withdrawals you can make in a year. However, there is a transaction charge for each withdrawal. A withdrawal may have tax consequences. See **Withdrawals** and **TAXES**.

## **Surrenders**

You may surrender your insurance and receive its Cash Surrender Value. The Cash Surrender Value is the value of the Certificate Fund at the close of business on the day of the surrender minus any Certificate Debt and any outstanding charges. A surrender may have tax consequences. See **Payment of Cash Surrender Value** and **TAXES**.

## **Cash Surrender Value And Death Benefit**

If you ask, Prudential will give you an illustration of how the Cash Surrender Value and Death Benefit of your Certificate can change as a result of the performance of the investment options you select. The illustration will show your age, risk class, proposed Face Amount of insurance, and proposed Premium payments. We refer to this as a "personalized illustration". This is not our prediction of how value will grow. It is a hypothetical example and is just intended to show you how a Certificate works.

## **Canceling Your Certificate ("Free Look")**

Generally, you may return your Certificate for a refund within 30 days after you receive it. This 30-day period is known as the "free look" period. Some states require a longer period. You can ask for a refund by mailing or delivering the Certificate to Aon Securities LLC (you may not ask for a refund if your Certificate is a replacement for one previously issued under the Group Contract). If you cancel your coverage during the free look period, we will generally refund the premium payments for the Certificate, minus any loans or withdrawals that you took. (However, if applicable law so requires, you will receive a refund of all premiums paid minus any

loans or withdrawals, and plus or minus any change due to investment experience.) This refund amount will be further reduced by applicable federal and state income tax withholding. See **Canceling the Certificate ("Free Look")**.

## FEE TABLE

The following tables describe the fees and expenses that you will pay when buying, owning, and surrendering or making withdrawals from the Certificate. Please refer to your Certificate for information about the specific fees you will pay each year based on the options you have elected.

The first table describes the fees and expenses that you will pay at the time that you buy the Certificate, pay premiums, make withdrawals from the Certificate, make transfers between investment options, or pay reprint charges.

TRANSACTION FEES		
Charge	When Charge Is Deducted	Amount Deducted
<b>Charge for Taxes Attributable to Premiums<sup>1</sup></b>	This charge is deducted from each premium when the premium is paid.	The maximum is 0.00% of each premium payment.
<b>Withdrawal Charge</b>	This charge is assessed on a Withdrawal.	Maximum charge - \$20 Current charge - The lesser of \$10 and 2% of the amount withdrawn.
<b>Transfer Charge</b>	This charge is assessed when transfers between investment options exceed 12 in a Certificate Year.	Maximum charge - \$20 per transfer after the twelfth. Current charge - \$10 per transfer after the twelfth.
<b>Quarterly Report Reprint Charges</b>	This charge is assessed when a quarterly report is reprinted for a period that ended more than a year ago.	Maximum charge - \$5 Current charge - \$2.50

(1) For these purposes, "taxes attributable to premiums" includes any federal, state or local income, premium excise, business, or any other type of tax (or component thereof) measured by or based upon the amount of premium received by Prudential. In some states, this is called a premium based administrative charge. Currently, the taxes paid for the Certificate are reflected as a deduction in computing Premium Refunds. Prudential reserves the right to deduct a charge directly from premiums.

The next table describes the Contract fees and expenses that you will pay periodically during the time you own the Certificate, not including the Funds' fees and expenses.

PERIODIC CHARGES OTHER THAN ANNUAL FUND EXPENSES		
Charge	When Charge is Deducted	Amount Deducted
<b>Contract Charges:</b>		
<b>Cost of Insurance<sup>2,3</sup>:</b> Minimum and Maximum Guaranteed Charge  Charge for a Representative Participant	Monthly	Maximum - \$83.33 Minimum - \$0.15  Representative guaranteed charge - \$0.58 <sup>4</sup>
<b>Charge for Administrative Expenses</b>	Monthly	Maximum charge - \$4.00 Current charge - \$0.00
<b>Account Charge for Variable Investment Options (for Mortality &amp; Expense Risk)</b>	Daily	Maximum - 0.90% <sup>1</sup> of the amount of assets in the Variable Investment Options. Current - 0.45% <sup>1</sup> of the amount of assets in the Variable Investment Options.
<b>Net Interest on Loans<sup>5</sup></b>	Annually	Maximum - 2% Current - 1%
<b>Additional Insurance Benefits<sup>3</sup>:</b>		
<b>Child Term Insurance</b>	Deducted from the annual refund, if any	Maximum - \$6.00 <sup>6</sup> Minimum - \$6.00 <sup>6</sup>  Representative current charge - \$6.00 <sup>7</sup>
<b>Accidental Death &amp; Dismemberment</b>	Monthly	Maximum - \$0.03 <sup>6</sup> Minimum - \$0.02 <sup>6</sup>

PERIODIC CHARGES OTHER THAN ANNUAL FUND EXPENSES		
		Representative current charge - \$0.02 <sup>7</sup>
<b>Extended Death Protection During Total Disability</b>	Monthly	Maximum - \$0.07 <sup>6</sup> Minimum - \$0.01 <sup>6</sup> Representative current charge - \$0.02 <sup>7</sup>

1. The daily charge is based on the effective annual rate shown.
2. The Cost of Insurance ("COI") charge varies based on individual characteristics such as age, gender, and rate class. The amounts shown in the table may not be representative of the charge that a Participant will pay. You may obtain more information about the particular COI charges that apply to you by contacting Aon Securities LLC.
3. The charges shown for Cost of Insurance and Additional Insurance Benefits are expressed as rates per \$1,000 of Net Amount at Risk. The Child Term Insurance is expressed as a rate per unit. The unit is a \$10,000 benefit.
4. The representative guaranteed charge for cost of insurance is a sample rate currently charged for a 50-year old Covered Person, who is a male AICPA member in the select rate class.
5. The net interest on loans reflects the additional interest you pay above the effective annual interest we credit to your loan. The loan interest crediting rate will generally be equal to the Fixed Account crediting rate.
6. This is the rate currently charged. The contract does not specify a guaranteed maximum or minimum rate for additional insurance benefits.
7. The representative current charge for additional insurance benefits are sample rates currently charged.

The next item shows the minimum and maximum total operating expenses charged by the Funds that you will pay periodically during the time you own a Certificate. A complete list of Funds available under the Contract, including their annual expenses, can be found in **APPENDIX A**. More detail concerning each Funds' fees and expenses is contained in the prospectus for each of the Funds.

Annual Fund Expenses	Minimum	Maximum
Expenses that are deducted from the Funds' assets, including management fees, any distribution and/or service (12b-1) fees, and other expenses, but not including reductions for any fee waiver or other reimbursements.	0.29%	1.42%

## SUMMARY OF PRINCIPAL RISKS OF INVESTING IN THE CONTRACT

### Certificate Values Are Not Guaranteed

Your benefits (including life insurance) are not guaranteed. The value of your Certificate Fund will vary with the performance of the investment options you select. There is no guarantee that the Variable Investment Options will meet their investment objectives, so your Death Benefit could go down if the investment options in your Certificate Fund have poor investment performance. Poor investment performance could cause your Certificate to lapse, and you could lose your insurance. If you prefer to reduce the risks that come with investing in the variable options, you can choose to direct some of the premium payments or the amounts in your Certificate Fund to the Fixed Account.

Because the Certificate provides for an accumulation of a Certificate Fund as well as a Death Benefit, you may wish to use it for various financial planning purposes. Purchasing the Certificate for such purposes may involve certain risks. Accessing the values in your Certificate through withdrawals and Certificate loans may significantly affect current and future Certificate values or Death Benefit proceeds and may increase the chance that your Certificate will lapse. If your Certificate lapses and you have an outstanding Certificate loan, there may be tax consequences. See **TAXES**.

### Increase in Charges

Certain fees and expenses currently are assessed at less than their guaranteed maximum levels. We may in the future increase these current charges up to the guaranteed maximum levels. If fees and expenses are increased, you may need to increase the amount and/or frequency of premiums to keep your Certificate in force. We will supplement this prospectus to reflect any increase in a current charge, up to the maximum charge, before the change is implemented.

Certain fees and expenses for optional additional benefits have no guaranteed maximum levels. We may in the future increase these current charges. If fees and expenses are increased, you may need to increase the amount and/or frequency of premiums to keep your Certificate in force or you may elect to terminate any optional additional benefits. We will supplement this prospectus to reflect any increase in a current charge before the change is implemented.

### Certificate Lapse

Each month we determine the value of your Certificate Fund. If the Certificate Fund is zero the Certificate may end (in insurance terms, it will "lapse"). Your Certificate will also end if the Certificate Debt ever grows to be equal to or more than the Certificate Fund less any outstanding charges. Should this happen, Aon Securities LLC will notify you of the payment you need to make to prevent your insurance from terminating. Currently, Aon Securities LLC must receive your payment by the later of 91 days after the

Monthly Deduction Date, or 30 days after the date Aon Securities LLC mailed you the notice. If you do not make the payment, your Certificate will end. See **LAPSE AND REINSTATEMENT**. If you have an outstanding loan when your Certificate lapses, you may have taxable income as a result. See **TAXES**.

### **Not a Short-Term Savings Vehicle**

Because the Certificate provides for an accumulation of a Certificate Fund as well as a Death Benefit, you may wish to use it for various insurance planning purposes. Purchasing the Certificate for such purposes may involve certain risks.

For example, a life insurance contract could play an important role in helping you to meet the future costs of a child's education. The Certificate's Death Benefit could be used to provide for education costs should something happen to you, and its investment features could help you accumulate savings. However, if the Variable Investment Options you choose perform poorly, if you do not pay sufficient premiums, or if you access the values in your Certificate through withdrawals or loans, your Certificate may lapse or you may not accumulate the funds you need.

The Certificate is designed to provide benefits on a long-term basis. Consequently, you should not purchase the Certificate as a short-term investment or savings vehicle. Because of the long-term nature of the Certificate, you should consider whether purchasing the Certificate is consistent with the purpose for which it is being considered.

### **Taking Withdrawals**

You may withdraw part of your Certificate's Cash Surrender Value, so long as the amount withdrawn is at least \$200. However, you must leave enough in your Certificate Fund (less any Certificate Debt and outstanding charges) to pay the next month's charges. There is no limit on the number of withdrawals you can make in a year, but there is a transaction charge.

You may not repay any amount that you withdraw from the Certificate's Cash Surrender Value, so withdrawals will reduce the amount of your Death Benefit but you generally can make additional premium payments. Accessing your Certificate's Cash Surrender Value through withdrawals may increase the chance that your Certificate will lapse. Withdrawal of the Cash Surrender Value may have tax consequences. See **TAXES**.

### **Taking a Loan**

Taking a loan from your Certificate may increase the risk that your Certificate will lapse, will have a permanent impact on your Certificate Fund, and will reduce the Death Benefit. If your loan plus accrued interest exceeds the value of your Certificate Fund, you will not have enough money in your Certificate Fund to cover the month's charges. If we pay a death claim while a loan is outstanding, we will reduce the Death Benefit by the amount of the loan plus any accrued interest. If you repay a loan by using the Certificate Fund, we will treat the repayment as a withdrawal from the Certificate Fund, which may have tax consequences. If you have a loan outstanding when you surrender your Certificate, or when you allow your Certificate to lapse, the amount you borrowed may become taxable. In addition, if your Certificate is classified as a Modified Endowment Contract for tax purposes, taking a loan may be treated as a distribution of income for tax purposes and may have tax consequences. See **TAXES**.

### **Potential Tax Consequences**

If you pay additional premiums, we may need to increase your Death Benefit (and corresponding cost of insurance charges) to continue to qualify it as life insurance for federal tax purposes. Also, if you make premium payments above certain limits, the tax status of the insurance may change to that of a Modified Endowment Contract under the Internal Revenue Code. That status could have significant disadvantages from a tax standpoint. We have procedures designed to identify most situations in which a premium payment would cause your Certificate to be treated as a Modified Endowment Contract. When we identify such a situation, we generally will notify you and ask whether you want us to refund the premium payment. If you fail to respond within a reasonable time, we will continue to process the premium payment as usual.

If you have notified us in the past 13 months that you want us to refund excess premium payments causing Modified Endowment Contract treatment and we receive any excess payment which is less than \$100.00, then we may, without additional notification by you, sell the minimum number of units necessary so as not to cause your Certificate to be treated as a Modified Endowment Contract.

We reserve the right to return any premium payment that would cause your insurance to fail to qualify as life insurance under applicable tax laws, or that would increase the Death Benefit by more than it increases the Certificate Fund. See **TAXES**.

### **Replacing Your Life Insurance**

You should know that in most instances, it is not in your best interest to replace one life insurance policy with another one. When you need additional life insurance, it is usually better for you to add coverage, either by asking for a new policy or by buying additional insurance, than it is for you to replace a policy. In that way, you don't lose benefits under the policy you already have.

If you are thinking about replacing a life insurance policy you already have so that you can obtain Group Variable Universal Life Insurance, you should consider your choices carefully. Compare the costs and benefits of adding coverage to your current policy against the costs and benefits of Group Variable Universal Life Insurance. You should also get advice from a tax advisor.

### **The Variable Investment Options**

You may choose to invest your Certificate's contributions and its earnings in one or more of the available Variable Investment Options. You may also invest in the Fixed Account option. The Fixed Account is the only investment option that offers a guaranteed rate of return. See **The Funds** and **The Fixed Account**.

The Separate Account invests in the shares of one or more open-end management investment companies registered under the Investment Company Act of 1940. Each Variable Investment Option, which invests in a Fund, has its own investment objective and associated risks, which are described in the accompanying Fund prospectuses. The income, gains, and losses of one Variable Investment Option have no effect on the investment performance of any other Variable Investment Option.

We do not promise that the Funds will meet their investment objectives. Amounts you allocate to the Variable Investment Options may grow in value, decline in value, or grow less than you expect, depending on the investment performance of the Variable Investment Options that you choose. You bear the investment risk that the Funds may not meet their investment objectives. You also bear the risk that the Fund's investment adviser may restrict investment in the Fund, and even close the Fund, at their discretion. For a detailed discussion of the investment policies, objectives and strategies, and the investment risks associated with each Fund, please read the Fund's current prospectus.

### **Learn More about the Funds**

Before allocating amounts to the Variable Investment Options, you should read the Funds' current prospectuses for detailed information concerning their investment objectives and strategies, and their investment risks.

## **GENERAL DESCRIPTIONS OF THE PRUDENTIAL INSURANCE COMPANY OF AMERICA, THE REGISTRANT, AND THE FUNDS**

### **The Prudential Insurance Company Of America**

The Group Contract and Certificates are issued by The Prudential Insurance Company of America ("Prudential," "we," "us," "our," or the "Company"), a New Jersey stock life insurance company that has been doing business since 1875. Prudential is a wholly-owned subsidiary of Prudential Financial, Inc. ("Prudential Financial"), a New Jersey insurance holding company, and is located at 751 Broad Street, Newark, New Jersey, 07102. Prudential Financial exercises significant influence over the operations and capital structure of Prudential. However, neither Prudential Financial nor any other related company has any legal responsibility to pay amounts that Prudential may owe under the Group Contract and/or Certificate.

Prudential is licensed to sell life insurance and annuities in all states, in the District of Columbia, and in all United States territories and possessions. Prudential and its affiliates act in a variety of capacities with respect to registered investment companies, including as depositor, adviser, and principal underwriter.

### **The Prudential Variable Contract Account GI-2**

The Prudential Variable Contract Account GI-2 (the "Account") was established on June 14, 1988, under New Jersey law as a separate investment account. The Account is divided into Subaccounts. Each Variable Investment Option is a Subaccount of the Account. The Fixed Account is not a Subaccount of the Account. The Account meets the definition of a "separate account" under federal securities laws. The assets held in the Account in support of assets invested under the Group Contracts are segregated from all of Prudential's other assets. The assets of each Subaccount are segregated from the assets of each other Subaccount. Thus, the assets in the Account are not chargeable with liabilities arising out of any other business Prudential conducts. When we refer to "Funds" in this prospectus, we mean all or any of these Subaccounts. We may use "Variable Investment Option," "Subaccount" or "Fund" interchangeably when referring to a Variable Investment Option.

You may then choose investment options from among the Funds selected by your Group Contract Holder. You may also choose to invest in the Fixed Account. (The Fixed Account may also be referred to as an "investment option.") You may choose to make additional premium contributions and have those Funds directed to the investment options you select. Once you select the investment options you want, Prudential will direct the additional premiums to the Subaccounts associated with those Funds and/or to the Fixed Account. You may change your selection of investment options at any time.

Prudential is the legal owner of the assets in the Account. Prudential will maintain assets in the Account with a total market value at least equal to the liabilities relating to the benefits attributable to the Account. In addition to these assets, the Account's assets may include amounts contributed by Prudential to commence operation of the Account and may include accumulations of the charges

Prudential makes against the Account. From time to time, Prudential will transfer these additional amounts to its general account. Before making any such transfer, Prudential will consider any possible adverse impact the transfer might have on the Account.

Income, gains and losses related to, or charged against, the Account reflect the Account's own investment experience and not the investment experience of other Prudential assets. These assets that are held in support of the client accounts may not be charged with liabilities that arise from any other business Prudential conducts. Prudential is obligated to pay all amounts promised to the Participant under the Group Contract.

The Account is registered with the SEC under federal securities laws as a unit investment trust, which is a type of investment company. Registration does not involve any supervision by the SEC of the management or investment policies or practices of the Account. For state law purposes, the Account is treated as a part or division of Prudential. Prudential may take all actions in connection with the operation of the Account that are permitted by applicable law, including those permitted upon regulatory approval.

## The Funds

Prudential makes a number of Funds available to insurance programs that are sponsored by groups. The specific Funds available to you are listed in this Prospectus. The Group Contract may offer Funds managed by AST Investment Services, Inc. and/or PGIM Investments LLC, both of which are affiliated companies of Prudential ("Affiliated Funds"), and Funds managed by companies not affiliated with Prudential ("Unaffiliated Funds"). Prudential and its affiliates ("Prudential Companies") receive fees and payments from both the Affiliated Funds and the Unaffiliated Funds. We consider the amount of these fees and payments when determining which funds to make available. Affiliated Funds may provide Prudential Companies with greater fees and payments than Unaffiliated Funds. Because of the potential for greater profits earned by the Prudential Companies with respect to the Affiliated Funds, we have an incentive to offer Affiliated Funds over Unaffiliated Funds. As indicated next to each Portfolio's description in the table that follows, each Portfolio has one or more subadvisers that provide certain day to day investment management services. We have an incentive to offer Funds with certain subadvisers, either because the subadviser is a Prudential Company or because the subadviser provides payments or support, including distribution and marketing support, to the Prudential Companies. We may consider those subadviser financial incentive factors in determining which Funds to make available. Also, in some cases, we may offer Funds based on the recommendations made by selling broker-dealer firms. These firms may receive payments from the Portfolios they recommend and may benefit accordingly from allocations of Certificate Fund value to the sub-accounts that invest in these Portfolios. Allocations made to all Affiliated Funds benefit us financially. Prudential has selected the Funds available for inclusion as investment options under the Group Contract in Prudential's role as issuer of the Group Contract, and Prudential does not provide investment advice or recommend any particular Fund. See **Service Fees Payable to Prudential** following the table below for more information about fees and payments we may receive from Funds and/or their affiliates.

There are currently 18 Variable Investment Options offered under Group Variable Universal Life. When you choose a Variable Investment Option, we purchase shares of a separate investment series of a mutual fund that is held as an investment for that option. We hold these shares in the Subaccount. Prudential may add additional Variable Investment Options in the future.

We may terminate the availability of any Variable Investment Option at any time. If we do so, you will no longer be permitted to allocate additional investments to the option, either by premium payment or transfer. If this occurs, Prudential will provide you with prior notice of the change including any options available to you. You will have the opportunity to transfer any amount to the Fixed Account or any other investment option available to you.

**Each Fund is detailed in separate prospectuses that are provided with this prospectus. You should read the Fund prospectuses before you decide to allocate assets to the Variable Investment Options. The Variable Investment Options that you select are your choice. We do not provide investment advice, nor do we recommend any particular Variable Investment Option. There is no assurance that the investment objectives of the Variable Investment Options will be met. Please refer to the list in APPENDIX A to see which Variable Investment Options you may choose.**

**The terms "Fund", "Portfolio", and "Variable Investment Option" are largely used interchangeably. Some of the Variable Investment Options use the term "Fund", and others use the term "Portfolio" in their respective prospectuses.**

### *Investment Manager*

PGIM Investments LLC serves as investment manager of the Prudential Series Fund.

The investment management agreements for The Prudential Series Fund provide that the investment manager or co-investment managers (the "Investment Managers") will furnish each applicable Portfolio with investment advice and administrative services subject to the supervision of the Board of Trustees and in conformity with the stated policies of the applicable Portfolio. The Investment Manager must also provide, or obtain and supervise, the executive, administrative, accounting, custody, transfer agent and shareholder servicing services that are deemed advisable by the Board.

The list in **APPENDIX A** reflects the Variable Investment Options in which the Account invests, their investment objectives, and each Variable Investment Option's investment advisers and investment subadvisers. For Portfolios with multiple subadvisers, each

subadviser manages a portion of the assets for that Portfolio. Your Certificate may include Funds that are not currently accepting additional investments.

The investment advisers or subadvisers for the Funds charge a daily investment management fee as compensation for their services. Allocations made to all PSF Funds benefit us financially because fees are paid to us or our affiliates by the PSF Funds. More detailed information, including a full description of these fees, is available in the attached Fund prospectuses.

In the future, it may become disadvantageous for separate accounts of variable life insurance and variable annuity contracts to invest in the same Variable Investment Options. Neither the companies that invest in the Funds nor the Funds currently foresee any such disadvantage. The Board of Directors for each Fund intends to monitor events in order to identify any material conflict between variable life insurance and variable annuity contract owners and to determine what action, if any, should be taken. Material conflicts could result from such things as:

- (1) changes in state insurance law;
- (2) changes in federal income tax law;
- (3) changes in the investment management of any Fund; or
- (4) differences between voting instructions given by variable life insurance and variable annuity contract owners.

A Fund may have a similar name, investment objective, or investment policy resembling those of a mutual fund managed by the same investment adviser or subadviser that is sold directly to the public. Despite such similarities, there can be no assurance that the investment performance of any such Fund will resemble that of the publicly available mutual fund.

### **Service Fees Payable To Prudential**

We and our affiliates receive substantial payments from the Funds and/or related entities, such as the Funds' advisers and subadvisers. Because these fees and payments are made to us and our affiliates, allocations you make to the Funds benefit us financially. In selecting Funds available under the Certificate, we consider the payments that will be made to us.

We receive Rule 12b-1 fees which compensate us for distribution and administrative services. These fees are paid by the Funds out of each Fund's assets and are therefore borne by Certificate Owners. We also receive administrative services payments, some of which are paid by the Funds and some of which are paid by the advisers of the Funds or their affiliates and are referred to as "revenue sharing" payments. As of May 1, 2024, the maximum combined 12b-1 fees and administrative services payments we receive with respect to a Fund are equal to an annual rate of 0.30% of the average assets allocated to the Fund under the Certificate. We expect to make a profit on these fees and payments and consider them when selecting the Funds available under the Certificate.

In addition, an adviser or subadviser of a Fund or a distributor of the Contract may also compensate us by providing reimbursement, defraying the costs of, or paying directly for, among other things, marketing and/or administrative services and/or other services they provide in connection with the Contract. These services may include, but are not limited to: sponsoring or co-sponsoring various promotional, educational or marketing meetings and seminars attended by distributors, wholesalers, and/or broker-dealer firms' registered representatives, and creating marketing material discussing the Contract, available options, and Funds. The amounts paid depend on the nature of the meetings, the number of meetings attended by the adviser, subadviser, or distributor, the number of participants and attendees at the meetings, the costs expected to be incurred, and the level of the adviser's, subadviser's or distributor's participation. These payments or reimbursements may not be offered by all advisers, subadvisers, or distributors and the amounts of such payments may vary between and among each adviser, subadviser, and distributor depending on their respective participation.

In addition to the payments that we receive from Funds and/or their affiliates, those same Funds and/or their affiliates may make payments to us and/or other insurers within the Prudential Financial group related to the offering of investment options within variable annuities or life insurance offered by different Prudential business units.

### **Voting Rights**

We are the legal owner of the shares of the Funds associated with the Variable Investment Options. However, we vote the shares according to voting instructions we receive from Participants. We will mail you a proxy, which is a form you need to complete and return to us, to tell us how you wish us to vote. When we receive those instructions, we will vote all of the shares we own on your behalf in accordance with those instructions. We vote shares for which we do not receive instructions, and any other shares that we own in our own right, in the same proportion as the shares for which instructions are received. This voting procedure is sometimes referred to as "mirror voting" because, as indicated in the immediately preceding sentence, we mirror the votes that are actually cast, rather than decide on our own how to vote. We will also "mirror vote" shares that are owned directly by us or an affiliate (excluding shares held in the separate account of an affiliated insurer). In addition, because all the shares of a given Fund held within our Separate Account are legally owned by us, we intend to vote all of such shares when that Fund seeks a vote of its shareholders. As such, all such shares will be counted towards whether there is a quorum at the Fund's shareholder meeting and towards the ultimate outcome of the vote. Thus, under "mirror voting", it is possible that the votes of a small percentage of contract holders who



actually vote will determine the ultimate outcome. Generally, you will be asked to provide instructions for us to vote on matters such as changes in a fundamental investment strategy, adoption of a new investment advisory agreement, or matters relating to the structure of the Fund that require a vote of shareholders. We may change the way your voting instructions are calculated if it is required by federal or state regulation. We reserve the right to change the voting procedures described above if applicable federal securities laws or SEC rules change in the future.

We may, if required by state insurance regulations, disregard voting instructions if they would require shares to be voted so as to cause a change in the sub-classification or investment objectives of one or more of the available Variable Investment Options or to approve or disapprove an investment advisory contract for the Fund. In addition, we may disregard voting instructions that would require changes in the investment policy or investment adviser of one or more of the Funds associated with the available Variable Investment Options, provided that we reasonably disapprove such changes in accordance with applicable federal or state regulations. If we disregard Certificate Owner voting instructions, we will advise Certificate Owners of our action and the reasons for such action in the next available annual or semi-annual report.

### **Substitution Of Variable Investment Options**

We may substitute the shares of another a Fund for another Fund or another portfolio or of an entirely different Variable Investment Option. We would not do this without any necessary SEC and/or state approval. We would notify Participants in advance if we were to make such a substitution.

### **The Fixed Account**

You may invest all or part of your Certificate Fund in the Fixed Account. The amount invested in the Fixed Account becomes part of Prudential's general assets, commonly referred to as the general account. The general account consists of all assets owned by Prudential other than those in the Account and other separate accounts that have been or may be established by Prudential. Subject to applicable law, Prudential has sole discretion over the investment of the general account assets, and Participants do not share in the investment experience of those assets.

The part of the Certificate Fund that you invest in the Fixed Account will accrue interest daily at a rate that Prudential declares periodically. This rate will not be less than an effective annual rate of 4%. Prudential may in its sole discretion declare a higher rate, though we are not obligated to do so. At least annually and anytime you ask, we will tell you what interest rate currently applies.

Because of exemptive and exclusionary provisions, interests in the Fixed Account under the Certificate have not been registered under the Securities Act of 1933 and the general account has not been registered as an investment company under the Investment Company Act of 1940. Accordingly, interests in the Fixed Account are not subject to the provisions of these Acts, and Prudential has been advised that the staff of the SEC has not reviewed the disclosure in this prospectus relating to the Fixed Account. Any inaccurate or misleading disclosure regarding the Fixed Account may, however, be subject to certain generally applicable provisions of federal securities laws.

Prudential has the right to delay payment of any Cash Surrender Value attributable to the Fixed Account for up to six months. See **When Proceeds Are Paid**.

## **CHARGES AND EXPENSES**

This section provides a more detailed description of each charge that is described briefly in the **FEE TABLE** of this prospectus. There are charges and other expenses associated with the Contract that reduce the return on your investment. These charges and expenses are described below.

The total amount invested in the Certificate Fund, at any time, consists of the sum of the amount credited to the Variable Investment Options, the amount allocated to the Fixed Account, plus any interest credited on amounts allocated to the Fixed Account, and the principal amount of any Certificate loan plus the amount of interest credited to the Certificate upon that loan. See **Loans**. Most charges, although not all, are made by reducing the Certificate Fund.

In several instances we use the terms "maximum charge" and "current charge." The "maximum charge", in each instance, is the highest charge that we may make under the Certificate. The "current charge", in each instance, is the amount that we now charge, which may be lower than maximum charges. If circumstances change, we reserve the right to increase each current charge, up to the maximum charge, without giving any advance notice.

Current charges deducted from premium payments and the Certificate Fund may change from time to time, subject to maximum charges. In deciding whether to change any of these current charges, we will periodically consider factors such as mortality, expenses, taxes and interest, investment experience and/or persistency, which is the length of time Certificates like this one and other certificates stay in effect to see if a change in our assumptions is needed. Changes in charges will be by class. We will not recoup prior losses or distribute prior gains by means of these changes.

The charges under the Group Contract are designed to cover, in the aggregate, our direct and indirect costs of selling, administering and providing benefits under the Group Contract. They are also designed, in the aggregate, to compensate us for the risks of loss we assume pursuant to the Group Contract. If, as we expect, the charges that we collect from the Group Contract exceed our total costs in connection with the Group Contract, we will earn a profit. Otherwise, we will incur a loss. The rates of certain of our charges have been set with reference to estimates of the amount of specific types of expenses or risks that we will incur. In most cases, this prospectus identifies such expenses or risks in the name of the charge; however, the fact that any charge bears the name of, or is designed primarily to defray a particular expense or risk does not mean that the amount we collect from that charge will never be more than the amount of such expense or risk. Nor does it mean that we may not also be compensated for such expense or risk out of any other charges we are permitted to deduct by the terms of the Contract. We may reduce stated fees under particular contracts as to which, due to economies of scale and other factors, our administrative costs are reduced.

### **Charge For Taxes Attributable To Premiums**

We may deduct a charge for taxes attributable to premiums. These taxes include federal, state or local income, premium, excise, business or any other type of tax (or part of one) that is based on the amount of premium we receive. This charge is currently 0.00%. Currently, the taxes paid by us for this Group Contract are a deduction in computing Premium Refunds. The deduction reflects that, for federal taxes, all of the premium is treated as for an individual life insurance policy which have higher factors. The definition of what premium is treated as for a group life certificate is found in Internal Revenue Code section 848.

We also reserve the right to deduct a charge to cover federal, state or local taxes that are imposed on the Operations of the Account. These are taxes other than those described above. Currently, we do not deduct any charge to cover these additional taxes.

We may increase this charge at any time.

### **Withdrawal Charge**

Under some Group Contracts, a transaction charge may be imposed for each withdrawal. The current charge is the lesser of \$10 and 2% of the amount you withdraw. The maximum charge for withdrawals is \$20. We will deduct the transaction charge from the Certificate Fund. See **KEY INFORMATION**.

### **Transfer Charge**

When you request more than 12 transfers between investment options in a Certificate Year the charge is currently \$10 for each transfer after the 12<sup>th</sup> transfer. Prudential may increase this charge in the future, but it will not exceed \$20. Currently, transfers that occur under the DCA feature are not counted when calculating the number of transfers in each Certificate Year.

### **Quarterly Report Charge**

When you request a reprint of a quarterly report that was previously sent to you for a period that ended more than one year ago. The charge is currently \$2.50 for each quarterly report. In the future, Prudential may charge for any reprints requested and may increase this charge, but it will not exceed \$20 for reports covering each policy year.

### **Cost Of Insurance**

Each month, we will deduct from your Certificate Fund a charge for the cost of your insurance (a "COI" charge). We will take the charge from each investment option you selected in the same proportion that the value of your Certificate Fund is invested. To calculate the cost of insurance charge, we multiply:

- your Certificate's "Net Amount at Risk" by
- the "cost of insurance rate" for the Covered Person.

"Net Amount at Risk" means the amount by which your Certificate's Death Benefit (computed as if there were no Certificate Debt) exceeds your Certificate Fund.

The "cost of insurance rate" is based on many factors, including:

- the Covered Person's age;
- the Covered Person's rate class (such as classes for standard, select, and preferred);
- the Covered Person's gender (except for residents of Montana);
- the life expectancy of the people covered under your Group Contract;

- the additional insurance benefits shown in the **ADDITIONAL INSURANCE BENEFITS AVAILABLE UNDER THE CONTRACT** section;
- the expected expenses.

The cost of insurance rate will generally increase as the Covered Person ages. We may adjust the actual cost of insurance rates from time to time. The changes in cost of insurance rates for each Group Contract Holder are based on many factors, including:

- The number of Certificates in effect;
- The number of new Certificates issued;
- The number of Certificates surrendered;
- The expected claims (Death Benefits, accelerated benefits and surrenders);
- The expected expenses; and
- The level of administrative services provided to the Group Contract Holder.

In addition to the list above, the past claims, expenses and the costs of additional insurance benefits, if any, of the group are reviewed, since they are an important factor in calculating the expected claims, expenses and costs. However, we are generally prohibited by state insurance law from recovering past losses.

If we change the cost of insurance rates, we will change them the same way for all persons of the same age, rate class. We will not change them to be higher than the Table of Maximum Rates. See **FEE TABLE** section above. The Table of Maximum Rates are set out in the 1980 CSO Male Table.

Generally, we will deduct the COI charge on the Monthly Deduction Date.

COI Rates: The highest current charge per thousand is \$25.72, and applies to male Covered Persons age 99. The lowest current rate per thousand is \$0.02, and applies to female Covered Persons under age 30.

The following table provides sample per thousand cost of insurance rates for Covered Persons who are in the standard class:

<b>Covered Person</b>	<b>Males</b>	<b>Females</b>
35	\$0.03	\$0.03
45	\$0.11	\$0.09
55	\$0.46	\$0.38
65	\$1.47	\$1.03

### **Charge For Administrative Expenses**

Currently, we do not impose a monthly charge for administrative expenses, but we may deduct such a charge in the future. This charge would pay for maintaining records and for communicating with Participants and your Group Contract Holder. If we did deduct such a charge, it would not exceed \$4 per month.

### **Account Charge For Variable Investment Options**

Each day, Prudential deducts a charge from the assets of each of the Variable Investment Options in an amount equal to an effective annual rate of up to 0.90%. Currently, we charge 0.45%. This charge is intended to compensate us for assuming mortality and expense risks of the insurance provided under the Group Contract. The "mortality risk" assumed is the risk that Covered Persons may live for shorter periods of time than Prudential estimated when we determined what mortality charge to make. The "expense risk" assumed is the risk that expenses for issuing and administering the insurance will be more than Prudential estimated when we determined the charge for administrative expenses.

We will earn a profit from this risk charge to the extent we do not need it to provide benefits and pay expenses under the Certificate. We do not assess this charge on amounts allocated to the Fixed Account.

## **Additional Insurance Benefits Charges**

You may add one or more additional insurance benefits to your Certificate. See the **ADDITIONAL INSURANCE BENEFITS** section. The following benefits are charged separately.

**Accelerated Benefit Option:** There is no additional charge for this benefit.

**Child Term Insurance:** The rate for child term insurance is currently \$6.00 per year for \$10,000 coverage. This charge is deducted from the annual cash refund, if any.

**AD&D on the Covered Person's Life:** The current monthly charge is \$0.02 for Covered Persons at ages less than 65 and \$0.03 for ages 65 to 74 per \$1,000 of Net Amount at Risk. We will deduct a separate charge from your Certificate Fund each month for this additional insurance benefit.

**Extended Death Protection During Total Disability:** This is also called waiver of monthly deductions benefit. The current waiver charges will vary from \$0.002 to \$0.07 per \$1,000 of Net Amount of Risk per month. The rates vary by Attained Age, gender, and rate class of the Covered Person.

Prudential will take the charges from each investment option you have selected, in the same proportion that the value of your Certificate Fund is invested.

Generally, we will deduct these charges on the Monthly Deduction Date.

## **Charge For Other Taxes**

We reserve the right to deduct a charge to cover federal, state, or local taxes that are imposed on the operations of the Account. These are taxes other than those described in the **Charge For Taxes Attributable To Premiums** section above. Currently, we do not charge for these other taxes.

## **Fund Charges**

As described in each Fund's prospectus, fees are deducted from and expenses are paid out of the assets in the Fund. Fund prospectuses are available at <https://www.prudential.com/employers/group-insurance/gvul-funds/> or by calling 800-562-9874. See **KEY INFORMATION**.

## **Commissions Paid To Broker-Dealers**

The Group Contracts and Certificates are sold through broker/dealers authorized by Prudential Investment Management Services LLC ("PIMS") and applicable law to do so. PIMS, an indirect wholly owned subsidiary of Prudential Financial, Inc., acts as the principal underwriter of Group Contracts and Certificates. Compensation (commissions, overrides, and any expense reimbursement allowance) is paid to broker-dealers that are registered under the Securities Exchange Act of 1934 (the "Exchange Act") and/or entities that are exempt from such registration ("firms") according to one or more schedules.

Currently, no compensation is paid for the Group Contract issued to the AICPA Insurance Trust.

The maximum amount Prudential will pay to the broker/dealer for group sponsored programs implemented before February 22, 2010 to cover both the registered representative's commission and other distribution expenses will not exceed 15% of the premium payments over the term of the premium rate guaranteed period. Commissions to broker/dealers will not exceed 20% of the required premium for each certificate year for group sponsored programs implemented on or after February 22, 2010. In addition, supplemental compensation may be payable to the broker/dealer. Under Prudential's Supplemental Commission Program, the amount payable as supplemental compensation may range from 0% to 7% of premium. While the Group Variable Universal Life required premium is included in the program, investment premium in the Certificate Fund is not.

More information on commissions and other compensation paid for distribution of the Contract is provided under **DISTRIBUTION AND COMPENSATION**.

## **PERSONS HAVING RIGHTS UNDER THE CONTRACT**

### **Group Contract Holder**

The Group Contract Holder is the American Institute of Certified Public Accountants Insurance Trust.

## **Certificate Holder**

The Participant is generally an Eligible Group Member who becomes a Covered Person under a group variable universal life plan. However, if the Certificate is assigned, then the assignee will become the Participant replacing any previous Participant. A Participant has all the rights and obligations under his or her Coverage, such as the right to surrender the Certificate. Subject to the limitations set forth in the Certificate, the Participant may, with respect to their Coverage:

1. designate and change the beneficiary;
2. make premium payments;
3. access certificate values through loans and withdrawals;
4. surrender his or her coverage;
5. allocate amounts in his or her Certificate Fund among the Variable Investment Options and/or the Fixed Account;
6. decrease Face Amount;
7. elect or decline optional Accidental Death and Dismemberment Benefit; and
8. elect or decline optional Extended Death Protection During Total Disability.

A Participant may assign his or her coverage. Any rights, benefits or privileges that the Participant has may be assigned without restriction. The rights assigned include, but are not limited to, any right to designate a beneficiary or to convert to another contract of insurance.

## **Applicant Owner**

The Group Contract has an "Applicant Owner" provision. An "Applicant Owner" is a person who may apply for coverage on the life of an Eligible Group Member. If an Eligible Group Member agrees to let another person be the Applicant Owner of the Certificate, then that person would have all of the rights to make decisions about the coverage. References to "Participant" and "You" in this prospectus also apply to an Applicant Owner.

When naming an Applicant Owner, the Eligible Group Member must agree to have his or her life covered. Examples of people who may be Applicant Owners are the Eligible Group Member's spouse, child, parent, grandparent, grandchild, sister, brother, or the trustee of any trust set up by the Eligible Group Member. A person must have attained the age of majority to be an Applicant Owner. At any one time, only one person may be an "Applicant Owner" under a Certificate.

An "Applicant Owner" must fill out an enrollment form. The Eligible Group Member must sign the enrollment form to show his or her agreement. Prudential may require the Eligible Group Member to answer questions about his or her health, or to have a medical examination. If the Eligible Group Member satisfies all of the requirements to obtain coverage, including satisfactory evidence of insurability, we will approve the Eligible Group member for group variable universal life insurance. If we approve the enrollment form, we will issue the Certificate to the Applicant Owner.

However, states may require that the Certificate be initially issued to the insured Eligible Group Member. In those cases, the three year rule contained in the Internal Revenue Code section 2035 may apply. You should consult your tax advisor if you are considering having the Certificate issued to someone other than the insured Eligible Group Member.

## **Beneficiary**

You have the right to name the beneficiary who will receive the Death Benefit from your Certificate. You must use the form that Prudential requires you to use. You may change the beneficiary at any time. You do not need the consent of the present beneficiary unless there has been an irrevocable beneficiary designation, a court order or other applicable legal requirement. If you have more than one beneficiary at the time the Covered Person dies, we will pay the Death Benefit in equal parts to each beneficiary, unless you have given us other instructions.

Any amount of insurance for which there is no Beneficiary at your death will be payable to your estate.

## **OTHER GENERAL CONTRACT PROVISIONS**

### **How Prudential Issues Certificates**

To apply for coverage under a Group Variable Universal Life Insurance contract, an Eligible Group Member must fill out an enrollment form. Prudential may ask questions about the health of the person whose life is to be covered, and may ask that person to have a medical exam. If Prudential approves the person for coverage, that person will become a Covered Person under the Group Variable Universal Life Insurance.

Usually, the Eligible Group Member buys coverage on his or her own life from the coverage options available under the Group Contract. However, under your Group Contract, an Eligible Group Member may allow another person the right to make decisions about the coverage. When that happens, Prudential Insurance considers the other person to be a Participant. No matter whose life is

covered, the Participant is the person who "owns" the right to make decisions about the coverage (for example, deciding who the beneficiary will be). When we use the term "Participant" or "You," we mean the person who owns those rights. When we use the term "Covered Person," we mean the person whose life is covered.

Prudential will issue a Certificate to each Participant. The Certificate tells you about your rights, benefits, coverage, and obligations under the Group Variable Universal Life Insurance. The minimum Face Amount of insurance for a Certificate is \$10,000.

## Effective Date Of Insurance

When your Group Variable Universal Life Insurance begins depends on what day of the month you have completed all of the following requirements:

- You are eligible for insurance as a Participant; and
- You are in a Covered Class for that insurance; and
- You have met any evidence requirement for the insurance; and
- That Coverage is part of the Group Contract; and
- You have enrolled on a form approved by Prudential.

If you satisfy all of the above requirements prior to the twentieth day of a month, your insurance will begin on the first day of the month which next follows the date on which you meet all of the requirements. If you satisfy all of the above requirements on or after the twentieth day of a month, your Participant Insurance will begin on the first day of the month which follows the next following month on which you met all requirements.

## Effective Date Of More Favorable Rate Class

When your more favorable rate class begins depends on what day of the month Prudential approves your completed enrollment form and when you satisfy any evidence requirements. If we approve your completed enrollment form and you have satisfied any evidence requirements prior to the twentieth day of a month, your more favorable rate class will begin on the first day of the month after you meet all of the requirements. If we approve your completed enrollment form and you have satisfied any evidence requirements on or after the twentieth day of a month, your more favorable rate class will begin on the first day of the second month after you meet all of the requirements.

## Maximum Age

Generally, Prudential will not accept an enrollment form requesting coverage on an Eligible Group Member who is older than age 74. Also, a Participant's Face Amount of Insurance will end at the maximum age shown in the Certificate (usually, that is age 100).

When a Participant reaches the maximum age, we make available these two options:

- You may ask to receive the Cash Surrender Value of the Certificate. Prudential believes that a cash surrender upon termination of coverage will be subject to the same tax treatment as other surrenders. See **TAXES**.
- You can remain invested in your investment options. Under this option, we will no longer deduct monthly charges for the cost of insurance. The Death Benefit will change. Specifically, the Death Benefit will be equal to the amount of the Certificate Fund, minus any Certificate Debt and outstanding charges. The Death Benefit will no longer include the Face Amount of insurance. Also, we will no longer allow you to make premium payments. You can still make loan repayments.

The Face Amount of your life insurance coverage may be reduced when you become 75 years old, and again when you become 80 years old. See **Changes In Face Amount Of Insurance**. Also, additional insurance coverages, such as Accidental Death and Dismemberment or Extended Death Protection During Total Disability, will end according to separate rules. See **ADDITIONAL INSURANCE BENEFITS AVAILABLE UNDER THE CONTRACT**. You should refer to your Certificate to learn when coverage under your Certificate will end.

## Canceling The Certificate ("Free Look")

Generally, you may return a Certificate for a refund within 30 days after you receive it. This 30-day period is known as the "free look" period. Some states allow a longer period. You can ask for a refund by mailing or delivering the Certificate to Aon Securities LLC. (You may not ask for a refund if your Certificate is a replacement for one previously issued under the Group Contract.)

If you cancel your coverage during the free look period, we will generally refund the premium payments for the Certificate, minus any loans or withdrawals that you took. We will not add or subtract any gain or loss that would have come from the investment options you chose (unless a state law requires that we take those gains or losses into account when we make a refund). When we make a refund, we will not deduct any charges. The amount refunded will be further reduced by any applicable federal and state income tax withholding. Prudential reserves the right to limit premiums and transactions during the free look period.

During the first 30 days after the initial Certificate Date, the premium payments will be invested in the Fixed Account.

If there is a change in your coverage that results in a new Certificate Date, the free look provision will not apply.

## **Assignment**

You may assign your Certificate, including all rights, benefits and privileges that you have to someone else. If you do, you should consider the references to "you" in this prospectus as applying to the person to whom you validly assigned your Certificate.

Prudential will honor the assignment only if:

- You make the assignment in writing;
- You sign it; and
- Aon Securities LLC receives a copy of the assignment, or Prudential receives a copy of the assignment at the Prudential office shown in your Certificate.

We are not responsible for determining whether the assignment is legal or valid. Certificates that have been assigned are not permitted to use electronic transactions.

If you assign a Certificate that is a Modified Endowment Contract, it might affect the way you are taxed. It might also affect the way the person to whom you assign the Certificate is taxed. See **TAXES**.

## **Premium Refunds**

The Group Contract is eligible to receive Premium Refunds. We do not guarantee that we will pay Premium Refunds. We decide the amount and manner of calculating any Premium Refunds. This calculation may use factors, charges, expenses or other assumptions that differ from those actually charged or described in the Group Contract. If there is a Premium Refund, Prudential will pay it to your Group Contract Holder. The AICPA Insurance Trust will pass it on to the subscribers in the form of an annual cash refund. Ordinarily, any annual cash refund will be reinvested in your insurance – that is, as a premium payment. However, you may choose to receive your refund in cash by notifying Aon Securities LLC in writing.

## **Suicide Exclusion**

Generally, if the Covered Person dies by suicide within two years from the Certificate Date, Prudential will not pay the Death Benefit described in other sections of this prospectus. Instead, we will pay your beneficiary an amount equal to the premium payments minus any Certificate Debt and any withdrawals, since the Certificate Date or reinstatement. This limit will apply whether the suicide occurred while the Covered Person was sane or insane.

If the Covered Person dies by suicide within two years after the effective date of an increase in the Face Amount of your Certificate that required our approval, we will not pay the increased amount of insurance. Instead of the amount of the increase, we will pay your beneficiary the monthly charges that were attributable to the increased amount. Again, this limit will apply whether the suicide occurred while the Covered Person was sane or insane.

## **Incontestability**

After your Certificate has been in force for two years or more during the Covered Person's lifetime, Prudential will not contest liability under the Certificate. We will also not contest liability for any change in your Certificate that required our approval after the change has been in force for two years or more during the Covered Person's lifetime.

## **Misstatement Of Age and/or Gender**

If the Covered Person's age is stated incorrectly in the Certificate and the error is detected prior to their death, we will adjust the monthly cost of insurance deduction to reflect the proper amount based on the correct age. If an adjustment results in an increased cost of insurance, Aon Securities LLC will bill for the difference. If an adjustment results in a decreased cost of insurance, Aon Securities LLC will refund the difference. If the change in age affects the amount of the person's insurance, Prudential will change the amount and the cost of insurance accordingly.

If the Covered person's gender at birth is misstated and updated in our records, the monthly cost of insurance will be revised starting with the next month. Also, we will adjust the first monthly cost of insurance deduction after we update our records. This adjustment will reflect the sum of the differences each month since October of 2005 (or effective date, if later). Misstatements of age or gender are not restricted to the incontestability provision described above.

## **Participants Who Are No Longer Eligible Group Members**

If you are no longer a member of either the AICPA, any State Society of CPAs or other qualifying organization, you are no longer eligible for coverage. Your Group Variable Universal Life Insurance will end on the last day of the month in which Aon Securities LLC receives notice that you are no longer eligible for coverage.

If your insurance ends, you have the options of Conversion, Paid-Up Coverage, or payment of Cash Surrender Value, which are described in the **Options Upon Termination Of Coverage** section below. If you are a member of both the AICPA and a State Society of CPAs or other qualifying organization, and you end one of those memberships, your coverage may be reduced. If that happens, you will have a Conversion Privilege to the extent of the reduction.

### **Termination Of a Group Contract Holder's Participation**

The Group Contract Holder may decide to terminate the Group Contract with Prudential, by giving Prudential 90 days' written notice.

In addition, Prudential may terminate a Group Contract:

- If the aggregate Face Amount of all Certificates, or the number of Certificates in force, falls below the permitted minimum, by giving the Group Contract Holder 90 days' written notice; or
- If the Group Contract Holder fails to remit premium payments to Prudential in a timely way.

Termination of the Group Contract means that the Group Contract Holder will not remit premiums to Prudential. In that event, no new Certificates will be issued under the Group Contract. How the termination affects you is described in the **Options Upon Termination Of Coverage** section below. The options that are available to you from Prudential may depend on what other insurance options are available to you. You should refer to your particular Certificate to find out more about your options at termination of coverage.

### **Options Upon Termination Of Coverage**

Your insurance coverage under the Group Contract will end when the Group Contract itself ends or when you are no longer an Eligible Group Member. If the Group Contract ends, the effect on Participants depends on whether or not the Group Contract Holder replaces the Group Contract with another life insurance contract that allows for the accumulation of cash value. Generally, here is what will happen:

- If the Group Contract Holder **does** replace the Group Contract with another life insurance contract that allows for the accumulation of cash value, Prudential will terminate your Certificate. We will also transfer the Cash Surrender Value of your Certificate directly to that new contract, unless you elect to receive the Cash Surrender Value of your Certificate. If you had Certificate Debt that is not carried forward as a loan on the new certificate, that amount of your debt will be immediately taxable to the extent of any gain.
- If the Group Contract Holder **does not** replace the Group Contract with another life insurance contract that allows for the accumulation of cash value, you will have the options of converting your Certificate, purchasing Paid-Up Coverage, or receiving the Cash Surrender Value. Each option is listed below in more detail.

#### ***Conversion***

You may elect to convert your Certificate to an individual life insurance policy without giving Prudential evidence that the Covered Person is in good health. To elect this option, you must apply for it and pay the first premium:

- Within 31 days after your Certificate coverage ends or reduces without your request, if you were given notice no more than 15 days after the coverage under the Group Contract ends or is reduced; or
- Within 45 days after you were given notice that your Certificate coverage ends or reduces without your request, if you were given notice more than 15 days, but less than 90 days, after the coverage under the Group Contract ends or is reduced; or
- Within 90 days after your Certificate coverage ends or reduces without your request, if you were not given written notice.

You may select any form of individual life insurance policy issued by The Prudential Insurance Company of America (other than term insurance) that Prudential normally makes available to persons who are the same age as you and who are asking for the same amount of life insurance. The premiums for the individual life insurance policy will be based on the type and amount of life insurance you select, your age and your risk class.

If your coverage reduces without your request, you may convert the amount of the reduction. If your coverage ends because you are no longer an Eligible Group Member, the amount you are able to convert may not exceed the total amount of life insurance ending for you reduced by:



- The amount of your Certificate Fund needed to cancel any loan due;
- The amount of any paid-up insurance you may have purchased by using your Certificate Fund after the Face Amount of insurance ends; and
- The amount of group life insurance, from any carrier, for which you become eligible within the next 45 days.

If a Covered Person dies within 90 days after the Certificate ends or reduces it without your request and you otherwise had the right to convert to an individual policy, we will pay a Death Benefit under the Certificate. The Death Benefit will be equal to the amount of individual insurance you could have had if you had actually made the conversion to the individual policy.

### ***Paid-Up Coverage***

You may elect to use your Certificate's Cash Surrender Value for Paid-Up Coverage on the Covered Person. The insurance amount will depend on the Cash Surrender Value and on the Covered Person's date of birth. The amount of Paid-Up Coverage cannot be more than your Certificate's Death Benefit right before you elect Paid-Up Coverage. Once you elect Paid-Up Coverage, it will be the only coverage provided under your Certificate.

You may elect this option within 61 days of the date your Certificate ended. Prudential will make the Paid-Up Coverage effective as of the end of the Business Day on which Aon Securities LLC receives your request on the form we require you to use for this purpose. If you elect this option, your insurance may become a Modified Endowment Contract under the Internal Revenue Code. See **TAXES**.

### ***Payment of Cash Surrender Value***

You may receive the Cash Surrender Value by surrendering your Certificate. To do this, you must make a request to Aon Securities LLC on the form that we require you to use for this purpose. The election of this option may have tax consequences. See **TAXES**.

If you do not choose one of the options described above within 61 days of the date the Certificate ends, we will exchange your Certificate Fund for Paid-Up Coverage if your Certificate Fund value is at least \$1,000. If it does not have that much value, we will pay the Cash Surrender Value.

## **DEATH BENEFITS**

### **When Death Benefit Proceeds Are Paid**

Generally, we will pay any Death Benefit to the beneficiary you have named after all the documents required for such a payment are received in Good Order at the office designated to receive that request. The Death Benefit is determined as of the date of death. If we do not receive instructions on where to send the death benefit payment within 5 years (or less where required by state law) of the date of death, the funds will be escheated.

### **Amount Of The Death Benefit**

The Death Benefit is the Face Amount of insurance plus the value of the Certificate Fund as of the date of death minus any Certificate Debt and any past due monthly charges. But, the Death Benefit will not be less than the Face Amount of insurance shown plus the amount of any additional insurance benefit, if the Covered Person's insurance is not in default and there is no Certificate Debt. If the date of death is not a business day, the Subaccount portion of the Certificate Fund will be valued using the next Business Day.

When a Covered Person attains age 100, the person's Death Benefit will be equal to the Certificate Fund, less any Certificate Debt outstanding and any past due monthly charges. The Face Amount of Insurance ends, the monthly Expense Charges for the Cost of Insurance will no longer be required and Prudential will no longer accept premiums. Any additional provisions that may have been part of the Variable Universal Life Coverage will end.

### **Adjustment In The Death Benefit**

The Certificate Fund may have grown to the point where we would need to increase the Death Benefit to be certain that the insurance will meet the Internal Revenue Code's definition of life insurance using the "Cash Value Accumulation Test".

If that were the case for your Certificate, we would increase the Death Benefit (before we deduct any Certificate Debt and outstanding charges) to make it equal the Certificate Fund divided by the Net Single Premium per dollar of insurance for the Covered Person's Attained Age. For this purpose, we base the Net Single Premium on the 1980 CSO Male Table, and interest rates as described in the Internal Revenue Code, Section 7702.

## **Death Claim Settlement Options**

Prudential may make a range of settlement and payment options available to group life insurance beneficiaries. The standard method of settling group life insurance benefits for the AICPA Insurance Trust is payment via a lump sum check.

The following settlement options are also available (please note availability of options is subject to change). If the beneficiary elects one of these settlement options, the tax treatment of the Death Benefit may be different than it would have been had the option not been elected. Please consult your tax advisor for advice.

### ***Prudential's Alliance Account®***

Another way of settling claims of \$5,000 or more is via a retained asset account, whereby Prudential establishes an interest bearing Alliance Account® in the beneficiary's name while the funds are held in Prudential's general account. The full amount of life insurance proceeds payable to the claimant is settled in a single distribution by the establishment of Prudential's Alliance Account®. Beneficiaries are notified of claim approval resulting in settlement via Prudential's Alliance Account® and are mailed a welcome kit containing a personalized draft book with drafts that the beneficiary can use as he/she would use bank checks. Prudential's Alliance Account® kits also contain disclosures explaining the operation of the account. The beneficiary can access all funds immediately by writing a draft for the entire amount, may leave funds in the account as long as desired, and preserves the ability to transfer all or some funds to other settlement options as available. Statements are mailed at least quarterly, or as frequently as monthly based on activity in the account. Prudential's Alliance Account® has no monthly charges, per draft charges or draft reorder charges but may incur fees for special services such as stop payment requests, requests for draft copies, or requests for priority delivery of additional drafts; a complete list of applicable fees is available upon request.

Prudential's Alliance Account® begins earning interest immediately and continues earning interest until all funds are withdrawn or the account is closed based on any minimum balance requirement, in which event a close-out check is sent to the beneficiary. Interest is accrued daily, compounded daily, and credited monthly. The interest rate may change at any time, subject to a minimum rate applicable for successive 90 day periods, and is adjusted at Prudential's discretion based on variable economic factors and may be more or less than the rate Prudential earns on the funds in the account. Changes in the minimum interest rate, if any, are communicated to Prudential's Alliance accountholders in advance via their quarterly statements or by calling customer support. Prudential's Alliance Account® include dedicated customer support and can obtain information 24-hours a day via an automated system. State law requires that if there is no account activity and we have not had contact with the accountholder after a number of years (which time period varies by state), the account may be considered dormant. If Prudential's Alliance Account® becomes dormant, the accountholder will be mailed a check for the remaining balance plus interest, at their last address shown on our records. If the accountholder does not timely cash that check, their funds will be transferred to the state as unclaimed property. If the funds are transferred to the state, the accountholder may claim those funds from the state but they may be charged a fee by the state. Once the funds are transferred to the state, we no longer have any liability with respect to the accountholder's Prudential's Alliance Account®.

Prudential's Alliance Account® is backed by the financial strength of The Prudential Insurance Company of America. All funds are held within Prudential's general account. It is not FDIC insured because it is not a bank product. Funds held in Prudential's Alliance Account® are guaranteed by State Guaranty Associations. Please contact the National Organization of Life and Health Insurance Guaranty Associations ([www.nolhga.com](http://www.nolhga.com)) to learn more about coverage or limitations. State Guaranty Fund coverages are not determined by Prudential. For further information, the State Department of Insurance may also be contacted. Prudential may contract with third parties to provide draft clearing, account servicing and processing support. Prudential's Alliance Account® is not available for payments less than \$5,000, payments to individuals residing outside the United States and its territories, nor certain other payments. These payments will be paid by lump sum check. Beneficiaries may wish to consult a tax advisor regarding interest earned on the account.

Prudential's Alliance Account® is a registered trademark of The Prudential Insurance Company of America. Questions about Prudential's Alliance Account® can be directed to Alliance Customer Service toll free at 877-255-4262 or by writing to Prudential's Alliance Account®, PO BOX 535486, Pittsburgh, PA 15253.

### ***Payments for a Fixed Period***

The Death Benefit plus interest may be paid over a fixed number of years (1 to 25) either monthly, quarterly, semi-annually, or annually. The payment amount will be higher or lower depending on the period selected and the interest rate may change. Beneficiaries may withdraw the total present value of payments not yet made at any time.

### ***Payments in Installments for Life***

The Death Benefit may provide monthly payments in installments for as long as the beneficiary lives. Beneficiaries may choose a guaranteed minimum payment period (5, 10, or 20 years) or an installment refund, which will guarantee that the sum of the payments equals the amount of the Death Benefit payable under this option. If the beneficiary dies before Prudential has made all guaranteed payments, we will pay the present value of the remaining guaranteed payments to a payee your beneficiary designates. If your beneficiary does not select a guaranteed minimum payment period, then we will not make any additional payments upon your beneficiary's death.

### ***Payment of a Fixed Amount***

The beneficiary may choose an income payment of a stated amount either monthly, quarterly, semi-annually, or annually. Prudential will make the payment until the proceeds and interest earned are fully paid. Your beneficiary receives a guaranteed specified sum for a limited number of years. The interest rate can change. Any interest credited will be used to extend the payment period.

Under each of the previously-mentioned alternative options, each payment must generally be at least \$20.

### ***Interest Income***

All or part of the proceeds may be left with Prudential to earn interest, which can be paid annually, semi-annually, quarterly, or monthly. The minimum deposit is \$1,000. This option allows your beneficiary to choose another settlement option at a later time. Withdrawals of \$100 or more (including the entire unpaid Death Benefit) can be made at any time.

### ***Lump Sum Check***

Your beneficiary may choose to receive the full death benefit in a single lump sum check.

## **Changes In Face Amount Of Insurance**

The Face Amount of insurance may increase or decrease. You may choose to increase or decrease the Face Amount of your insurance at certain times according to the Group Contract and Prudential's rules. The Face Amount may also decrease automatically when you reach age 75 and age 80. Here are some general statements about changes in your Face Amount of insurance. You should read your Certificate to learn how changes work in your case.

When your Face Amount of insurance changes - whether it increases or decreases - the change may cause your insurance to be treated as a Modified Endowment Contract under the Internal Revenue Code. When we identify such a situation, we generally will notify you and ask whether you want us to process the Face Amount of insurance change. When you respond to this notification, we will process the change as you have requested in your response as of the date we received your response. Also, a decrease in coverage may limit the amount of premiums that you may contribute in the future. See **TAXES**. You should consult your tax advisor before you change the Face Amount of your insurance.

### ***Increases in Face Amount***

Whether you are eligible to increase the Face Amount will depend on several factors at the time you request an increase. These factors include:

- your current Face Amount;.
- your age;
- your AICPA membership;
- your State Society of CPA or other qualifying organization membership; and
- the schedule of coverage available.

When we receive a request to increase the Face Amount of insurance, Prudential may ask questions about the Covered Person's health, or require the Covered Person to have a medical exam, before the increase can become effective. Based on the answers to the questions or on the exam, Prudential may not allow the increase.

An increase in the Face Amount will result in higher insurance charges because our Net Amount at Risk will increase.

### ***Decreases in Face Amount***

Whether you are eligible to decrease the Face Amount will depend on several factors at the time you request a decrease. These factors include:

- The reduced Face Amount must be a scheduled amount available to you.
- A Participant may not decrease the Face Amount to less than \$10,000 or below the minimum amount required to maintain status as life insurance under federal tax laws.
- The Face Amount may decrease automatically when you attain ages 75 and 80.

We will calculate the change in the Face Amount at the end of the first Business Day on or after the receipt of your instructions to decrease the Face Amount or when you attain age 75 or 80. The actual decrease will generally take effect on the first Monthly Deduction Date after that. Sometimes it may take an additional month before the charges change. If that happens, we will adjust the amount we deduct the first month after the decrease takes effect to credit you for any extra monthly charges we deducted the previous month.

### ***How We Calculate the Face Amount of Your Insurance When You Reach Age 75 and Age 80***

When you reach age 75, we will reduce the Face Amount to:

1. Five times the value of the Certificate Fund, or
2. 75% of the Face Amount prior to age 75, whichever is greater

When you reach age 80, we will reduce the Face Amount to:

1. Five times the value of the Certificate Fund, or
2. 50% of the Face Amount prior to age 75, whichever is greater

Once the Face Amount is recalculated, it will be rounded to the next highest \$1,000 increment. Reductions at ages 75 and above do not affect preferred rate eligibility as long as the reduced Face Amount is at least \$188,000. We will determine the amount of any reduction that occurs due to your attainment of an age on the later of (1) the Contract Anniversary coinciding with or next following your attainment of the reduction age and (2) the Contract Anniversary (October 1) on or after the tenth anniversary of the day on which you became insured for GVUL under the Group Contract.

The value of the Certificate Fund used in determining the reduced Face Amount will be calculated on the last Business Day prior to the effective date of the reduction.

But in no event will your ultimate Face Amount of insurance, as determined above, exceed your amount of insurance on the day prior to your attainment of the reduction age. Nor will your amount of insurance at anytime be reduced to an amount below an amount required to keep the coverage within the definition of the life insurance under the Internal Revenue Code of 1986, or successor law, without reducing the Certificate Fund.

## ADDITIONAL INSURANCE BENEFITS AVAILABLE UNDER THE CONTRACT

In addition to the standard death benefit(s) associated with your Certificate, other standard and/or optional benefits may also be available to you. The following table summarizes information about those additional insurance benefits. Information about applicable fees associated with each benefit included in this table may be found in the **FEE TABLE**.

Name Of Benefit	Purpose	Is Benefit Standard Or Optional	Brief Description Of Restrictions/Limitations
Accelerated Benefit Option	Provides for an early lump sum payment of part of the Certificate's Death Benefit when the Covered Person is diagnosed as being terminally ill.	Standard	<ul style="list-style-type: none"> <li>• Subject to certain eligibility requirements, and approval of the claim.</li> <li>• We will not pay an accelerated benefit option if you are required to elect it to meet the claims of creditors or to obtain a government benefit.</li> </ul>
Accidental Death and Dismemberment Benefit	Provides insurance for accidental loss of life, sight, hand, or foot.	Optional	<ul style="list-style-type: none"> <li>• Excludes certain types of losses.</li> <li>• We will not pay a benefit on any Accidental Death Benefit type rider if the death or injury is caused or contributed to by war or act of war, declared or undeclared, including resistance to armed aggression.</li> <li>• Benefits are generally not available in conjunction with Extended Death Protection During Total Disability benefits.</li> </ul>
Extended Death Protection During Total Disability	Provides protection during total disability.	Optional	<ul style="list-style-type: none"> <li>• Subject to satisfactory proof of continued total disability.</li> </ul>
Child Term Benefit	Provides term life insurance coverage on qualified dependents.	Optional	<ul style="list-style-type: none"> <li>• Dependent(s) must be unmarried, living at birth, and less than 25 years old.</li> <li>• Will reduce the amount of the annual refund that could otherwise be received from your Group Contract Holder.</li> </ul>

The following additional insurance benefits are available to you, either automatically or as options.

### Accelerated Benefit Option

You are automatically covered for the Accelerated Benefit Option. Under an accelerated benefit option (referred to in your Certificate as Option to Accelerate Payment of Certain Death Benefits), you can elect to receive an early lump sum payment of part of the Certificate's Death Benefit when the Covered Person is diagnosed as being terminally ill. "Terminally ill" means the Covered Person has a life expectancy of 6 months or less. You must give Prudential satisfactory evidence that the Covered Person is terminally ill.

The amount of the accelerated payment will be equal to a portion of the Covered Person's Net Amount at Risk or Face Amount or Paid-up Coverage, plus a portion of the Covered Person's Certificate Fund. Generally, the minimum election is the lesser of 25% of the Face Amount or Paid-up Coverage and \$50,000 and the maximum election is the lesser of 75% of the Face Amount or Net Amount at Risk or Paid-up Coverage and \$1,000,000. If you elect to receive payment under the Accelerated Benefit Option, then the total amount otherwise payable on the Covered Person's death will be reduced by the amount of the accelerated payment.

We will not pay an accelerated benefit if coverage was assigned or if you are required to elect it to meet the claims of creditors or to obtain a government benefit. We can furnish details about the amount of accelerated benefit that is available to you. Unless required by law, you can no longer request an increase in the Face Amount of your Certificate once you have elected to receive an accelerated benefit. The amount of future premium payments you can make may also be limited.

Adding the Accelerated Benefit Option to your Certificate will not affect the way you are taxed. This income tax exclusion may not apply if the benefit is paid to someone other than the Participant. But, if you actually receive proceeds from the Accelerated Benefit Option, it could have tax consequences and may affect your eligibility for certain government benefits or entitlements. In general, the accelerated benefit option is excluded from income if the Covered Person is terminally ill or, if provided for under your contract, chronically ill as defined in the tax law (although the exclusion in the latter case may be limited). You should consult a tax advisor before you elect to receive this benefit.

**Example:**  
Shown below is a hypothetical example of how an accelerated benefit under the Terminal Illness Option will impact the Certificate. The figures used are for illustrative purposes only and are not guaranteed.

In this hypothetical example assume (1) a Death Benefit of \$200,000, (2) an insured with an assumed life expectancy of 6 months. Certificate Debt is subtracted from the accelerated benefit.

	Certificate values before acceleration of Death Benefit:	Certificate values after acceleration of Death Benefit:	
		75% Accelerated 25% Death Benefit	50% Accelerated 50% Death Benefit
	- - -		
Accelerated Benefit:	-	\$158,370.00	\$105,580.00
Insurance Amount:	\$200,000.00	\$50,000.00	\$100,000.00
Certificate Debt:	\$1,040.00	\$260.00	\$520.00
Insurance Amount Net of Debt:	\$198,960.00	\$49,740.00	\$99,480.00
Certificate Fund:	\$12,200.00	\$3,050.00	\$6,100.00
Surrender Charge:	\$0.00	\$0.00	\$0.00
Death Benefit:	\$211,160.00	\$52,790.00	\$105,580.00

### Accidental Death And Dismemberment Benefit

If you are younger than age 75, you may be covered for an Accidental Death and Dismemberment Benefit. You may elect to decline an Accidental Death and Dismemberment Benefit. An Accidental Death and Dismemberment Benefit provides you insurance for accidental loss of life, sight, hand, or foot.

This benefit excludes certain types of losses. For example, losses due to suicide or attempted suicide, diseases and infirmities, medical or surgical treatments are not covered. We will not pay a benefit on any Accidental Death Benefit type rider if the death or injury is caused or contributed to by war or act of war, declared or undeclared, including resistance to armed aggression. This restriction includes service in the armed forces of any country at war. The benefit may be subject to other exclusions from coverage, age limitations, and benefit limitations.

Any Accidental Death and Dismemberment coverage you may have will be suspended while your cost of insurance charges are waived when you are Totally Disabled under the Extended Death Protection During Total Disability additional insurance benefit.

You should refer to your Certificate to learn the details of any benefit that may be available to you. This benefit ends when you reach age 75.

### Extended Death Protection During Total Disability

You may choose an extended Death Benefit option (also referred to as Waiver of Cost of Insurance Charges) that provides protection during your total disability. Under this provision, Prudential Insurance will waive your monthly charges if you became totally disabled prior to age 60 and your disability continues for at least 9 months. We will extend your insurance coverage for successive one-year periods, generally until age 75. You must provide satisfactory proof of continued total disability. At age 75, Monthly Charges will again be deducted and coverage may lapse if the Certificate Fund is insufficient. See the **LAPSE AND REINSTATEMENT** section.

### Child Term Benefit

You may choose a child term insurance benefit. This life insurance benefit covers your dependent child or children. The child must be unmarried, living at birth and less than 25 years old. You should refer to your Certificate to learn the details of any benefit that may be available to you.

If you choose this optional benefit, it will reduce the amount of the annual cash refund that you could otherwise receive from your Group Contract Holder.

## PREMIUMS

Your Group Variable Universal Life Insurance has flexible premiums.

## **Routine Premium Payments**

You will usually be able to decide how often to make premium payments and how much each premium payment will be. You must make sure that there is enough value in your Certificate Fund--minus Certificate Debt and outstanding charges-- to cover each month's charges. If there is not, your insurance will end (in insurance terms, it will "lapse"). If the balance in your Certificate Fund is less than the amount of any month's charges, you must make a premium payment that increases your Certificate Fund balance above this minimum amount. You must make that payment during the grace period. If you don't, your insurance coverage will end. See the **LAPSE AND REINSTATEMENT** section to learn how your insurance will end and what you can do to stop it from ending.

You will also be required to pay a minimum initial premium to become a Participant. The minimum initial premium equals the cost of coverage for the first two months.

## **Additional Premium Payments**

In addition to routine premium payments, you may make additional premium payments at any time. Prudential reserves the right to limit the amount of additional premiums.

## **How You Will Pay Premiums**

Participants will remit payments to the AICPA Insurance Trust which are the Contributions described in your Certificate. The AICPA Insurance Trust will make payments called premiums to Prudential when your Contributions are passed on to us.

## **Deducting Premiums By Automatic Debit**

You may choose to have the premium deducted automatically from your checking or savings account.

## **Effect Of Premium Payments On Tax Status**

If you pay additional premiums, we may need to increase your Death Benefit (and corresponding cost of insurance charges) to continue to qualify it as life insurance for federal tax purposes. Also, if you make premium payments above certain limits, the tax status of the insurance may change to that of a Modified Endowment Contract under the Internal Revenue Code. That status could have significant disadvantages from a tax standpoint. We have procedures designed to identify most situations in which a premium payment would cause your Certificate to be treated as a Modified Endowment Contract. When we identify such a situation, we generally will notify you and ask whether you want us to refund the premium payment. If you fail to respond within a reasonable time, we will continue to process the premium payment as usual.

If you have notified us in the past 13 months that you want us to refund excess premium payments causing Modified Endowment Contract treatment and we receive any excess payment which is less than \$100.00, then we may, without additional notification by you, sell the minimum number of shares necessary so as not to cause your Certificate to be treated as a Modified Endowment Contract.

We reserve the right to return any premium payment that would cause your insurance to fail to qualify as life insurance under applicable tax laws, or that would increase the Death Benefit by more than it increases the Certificate Fund. See **TAXES**.

## **PROCESSING AND VALUING TRANSACTIONS**

Prudential is generally open to process financial transactions on those days that the New York Stock Exchange (NYSE) is open for trading. There may be circumstances where the NYSE does not open on a regularly scheduled date or time or closes at an earlier time than scheduled (normally 4:00 p.m. Eastern Time). Generally, financial transactions received in Good Order before the close of regular trading on the NYSE will be processed according to the value next determined following the close of business. Financial transactions received on a non-business day or after the close of regular trading on the NYSE will be processed based on the value next computed on the next Valuation Day.

We will not process any financial transactions involving purchase or redemption orders on days the NYSE is closed. Prudential will also not process financial transactions involving purchase or redemption orders or transfers on any day that:

- trading on the NYSE is restricted;
- an emergency, as determined by the SEC, exists making redemption or valuation of securities held in the Separate Account impractical; or
- the SEC, by order, permits the suspension or postponement for the protection of security holders.

In certain circumstances, we may need to correct the processing of an order. In such circumstances, we may incur a loss or receive a gain depending upon the price of the security when the order was executed and the price of the security when the order is corrected. With respect to any gain that may result from such order correction, we may retain any such gain as additional compensation for these correction services.

## Allocation Of Premiums

Prudential will allocate premium payments to your Certificate Fund after we deduct any charges that apply. The amount of the premium after we deduct those charges is called the "Net Premium." See **CHARGES AND EXPENSES**. Your Contract may include Funds that are not currently accepting additional investments. Prudential may determine to stop accepting additional investments in any Variable Investment Option.

Here's how Prudential will credit your Net Premiums: we generally will credit your Net Premium to your investment options at the end of the Business Day on which your payment is received in Good Order. Any premium payments received before the Certificate Date will be deposited as of the Certificate Date.

- **BEFORE THE CERTIFICATE DATE.** Any premium payment that is received before the Certificate Date and any premium payment that is not in Good Order will be held (on your behalf) in a suspense account and we may earn interest on such amount. You will not be credited interest on those amounts. The monies held in the suspense account may be subject to claims of our general creditors. If we receive a premium payment before we have approved your enrollment under the Group Contract, however, we generally will return the premium payment to you.
- **DURING THE FIRST 30 DAYS THAT YOUR CERTIFICATE IS IN EFFECT.** We will allocate any Net Premiums that we receive during the first 30 days to the Fixed Account. We will leave the Net Premiums in the Fixed Account for those first 30 days.
- **AFTER YOUR CERTIFICATE HAS BEEN IN EFFECT FOR 30 DAYS.** After your Certificate has been in effect for 30 days, Prudential will credit any Net Premiums to your Certificate Fund and allocate it to the investment options you selected.

If you have not given us complete instructions on how you want Net Premiums to be invested, we will leave your Net Premiums invested in the Fixed Account until you furnish complete information.

Subsequent premium payments received without the appropriate information will be held in a suspense account. If the appropriate information is received, the money will be applied to the Participant's account. If the appropriate information is not received, the money will be returned. This applies to funds and information received from the Group Contract Holder where there is not sufficient Participant data necessary to apply the money to a Participant's account.

## Changing The Allocation Of Future Premium Payments

You may ask to change the way your future premium payments will be allocated among the investment options. Aon Securities LLC will give you a form to use for this purpose. The minimum percent that you may allocate to an available investment option is 5%. All allocations must be in whole percentages.

We do not currently charge for changing the allocation of your future premiums. We may charge for changes in the future.

## Transfers/Restrictions On Transfers

You may transfer amounts from one investment option to another. You may request a transfer in terms of dollars (such as a transfer of \$10,000 from one available option to another) or in terms of a percent reallocation (such as a transfer of 25% of your Certificate Fund from one option to another). The minimum percent that you may allocate to an available investment option is 5%. All allocations must be in whole percents.

For the first 20 transfers in a Certificate Year, you may transfer amounts by proper written notice, or electronically. See the Statement of Additional Information for procedure information. After you have submitted 20 transfers in a Certificate Year, we will accept subsequent transfer requests only if they are in a form acceptable to us, bear an original signature in ink, and are sent to us by U.S. regular mail. After you have submitted 20 transfers in a Certificate Year, a subsequent transfer request by fax or electronic means will be rejected, even in the event that it is inadvertently processed.

Multiple transfers that occur during the same day, but prior to the end of the valuation period for that day, will be counted as a single transfer.

There is no transaction charge for the first 12 transfers among investment options per Certificate Year. We may charge an administrative charge of up to \$20 for each transfer exceeding 12 in any Certificate Year.

For purposes of the 20 transfer limit, we currently do not count transfers that involve one of our systematic programs, such as Dollar Cost Averaging. For additional information, please see **Dollar Cost Averaging**.

The Group Contract was not designed for professional market timing organizations, other organizations, or individuals using programmed, large, or frequent transfers. Large or frequent transfers among Variable Investment Options in response to short-term



fluctuations in markets, sometimes called “market timing,” can make it very difficult for Fund advisers/sub-advisers to manage the Variable Investment Options. Large or frequent transfers may cause the Funds to hold more cash than otherwise necessary, disrupt management strategies, increase transaction costs, or affect performance to the disadvantage of other Participants. If we (in our own discretion) believe that a pattern of transfers or a specific transfer request, or group of transfer requests, may have a detrimental effect on the share prices of the Variable Investment Options, or we are informed by a Fund (e.g., by the Fund’s adviser/sub-adviser) that the purchase or redemption of shares in the Variable Investment Option must be restricted because the Fund believes the transfer activity to which such purchase or redemption relates would have a detrimental effect on share price of the affected Variable Investment Option, we may modify your right to make transfers by restricting the number, timing, and amount of transfers. We reserve the right to prohibit transfer requests made by an individual acting under a power of attorney on behalf of more than one Participant. We will immediately notify you at the time of a transfer request if we exercise this right.

Any restrictions on transfers will be applied uniformly to all Participants, and will not be waived. However, due to the discretion involved in any decision to exercise our right to restrict transfers, it is possible that some Participants may be able to effect transactions that could affect Fund performance to the disadvantage of other Participants.

Your Group Contract may include Funds that are not currently accepting additional investments. See the section titled **The Prudential Variable Contract Account GI-2**.

Owners of variable life insurance or variable annuity contracts that do not impose the above-referenced transfer restrictions might make more numerous and frequent transfers than Participants and other contract owners who are subject to such limitations. Contract owners who are not subject to the same transfer restrictions may have the same Variable Investment Options available to them, and unfavorable consequences associated with such frequent trading within the Variable Investment Option (e.g., greater portfolio turnover, higher transaction costs, or performance or tax issues) may affect all contract and Participants.

The Funds have adopted their own policies and procedures with respect to excessive trading of their respective shares, and we reserve the right to enforce these policies and procedures. The prospectuses for the Funds describe any such policies and procedures, which may be more or less restrictive than the policies and procedures we have adopted. Under SEC rules, we are required to: (1) enter into a written agreement with each Fund or its principal underwriter that obligates us to provide to the Fund promptly upon request certain information about the trading activity of individual Contract owners, and (2) execute instructions from the Fund to restrict or prohibit further purchases or transfers by specific Contract owners who violate the excessive trading policies established by the Fund. In addition, you should be aware that some Funds may receive “omnibus” purchase and redemption orders from other insurance companies or intermediaries such as retirement plans. The omnibus orders reflect the aggregation and netting of multiple orders from individual owners of variable insurance contracts and/or individual retirement plan participants. The omnibus nature of these orders may limit the Funds in their ability to apply their excessive trading policies and procedures. In addition, the other insurance companies and/or retirement plans may have different policies and procedures or may not have any such policies and procedures because of contractual limitations. For these reasons, we cannot guarantee that the Funds (and thus Contract owners and Participants) will not be harmed by transfer activity relating to other insurance companies and/or retirement plans that may invest in the Funds.

A Fund also may assess a short term trading fee in connection with a transfer out of the Variable Investment Option investing in that Fund that occurs within a certain number of days following the date of allocation to the Variable Investment Option. Each Fund determines the amount of the short term trading fee and when the fee is imposed. The fee is retained by or paid to the Fund and is not retained by us. The fee will be deducted from your Contract Value to the extent allowed by law. At present, no Fund has adopted a short-term trading fee.

Although our transfer restrictions are designed to prevent excessive transfers, they are not capable of preventing every potential occurrence of excessive transfer activity.

Transfers will take effect as of the end of the Business Day in which a proper transfer request is received by Aon Securities LLC in Good Order on the form we require you to use for this purpose. Aon Securities LLC will give you a form to request a transfer.

## **Dollar Cost Averaging**

As an administrative practice, we currently offer a feature called Dollar Cost Averaging, or DCA. Once the free look period ends, this feature lets you systematically transfer specified dollar amounts from the Prudential Series Fund Government Money Market Portfolio to the other available Funds at monthly intervals, excluding any Funds that are not currently accepting additional investments. See the section titled **The Prudential Variable Contract Account GI-2**. You can request that a designated number of transfers be made under the DCA feature. When we make transfers under the DCA feature, the transfers are effective as of the end of the first Business Day of the following month.

You may use DCA at any time after your Certificate becomes effective. To start the DCA feature, you have to make a premium payment of at least \$1,000 to the Prudential Series Fund Government Money Market Portfolio or have at least \$1,000 in the Prudential Series Fund Government Money Market Portfolio.

Aon Securities LLC will give you a form to request DCA. If Aon Securities LLC receives your request form in Good Order by the tenth of the month, we will start DCA processing during the next month. If the request is received after the tenth day of the month, we will start DCA processing during the month after the next month. We will terminate the DCA arrangement when any of the following events occur:

- We have completed the designated number of transfers;
- The amount you have invested in the Prudential Series Fund Government Money Market Portfolio is not enough to complete the next transfer;
- Aon Securities LLC receives your written request to end the DCA arrangement; or
- You no longer have coverage under the Group Variable Universal Life Insurance.

Currently, we do not charge for the DCA arrangement but we may in the future.

The main objective of DCA is to shield investments from short-term price fluctuations. Since the same dollar amount is transferred to an available investment option with each transfer, you buy a greater interest in the investment option when its price is low and when the price is high. Therefore, you may achieve a lower average cost over the long term. This plan of investing does not assure a profit or protect against a loss in declining markets.

We reserve the right to change this practice, modify the requirements, or discontinue the feature in a non-discriminatory manner. We will notify you prior to changing, modifying, or discontinuing this feature.

## CERTIFICATE VALUES

### Surrender Of a Certificate

You may surrender your Certificate for its Cash Surrender Value at any time. If you do, all insurance coverage will end.

We will pay the proceeds as described in the **When Proceeds Are Paid** section. If you redeem units from your Certificate Fund that you just purchased and paid for by check or ACH (Automatic Clearing House) transfer, we will process your redemption, but will delay sending you the proceeds for up to 10 calendar days to allow the check or ACH transfer to clear.

A surrender may have tax consequences. See **TAXES**.

### Cash Surrender Value

The Cash Surrender Value of your Certificate is equal to your Certificate Fund minus any Certificate Debt and outstanding charges. On any day, your Certificate Fund equals the sum of the amounts in the Funds, the amount invested in the Fixed Account, and the Loan Account. See **Loans**.

The Certificate Fund will change daily to reflect:

- Net Premiums;
- Withdrawals;
- Increases or decreases in the value of the Funds you selected;
- Interest credited on any amounts allocated to the Fixed Account and on the Loan Account;
- Interest accrued on any loan;
- Any associated transaction charges for withdrawals, transfers or quarterly report reprinting;
- The daily asset charge for mortality and expense risks assessed against the Variable Investment Options; and
- Monthly charges that Prudential deducts from your Certificate Fund.

If you ask, Aon Securities LLC will tell you the amount of the Cash Surrender Value of your Certificate. Prudential does not guarantee a minimum Cash Surrender Value. It is possible for the Cash Surrender Value of your Certificate to be zero.

## Withdrawals

While your Certificate is in effect, you may withdraw part of your Certificate's Cash Surrender Value ("Withdrawal"). We will take it from each investment option you selected in the same proportions as the value of your Certificate Fund is invested, unless your request tells us to take the withdrawal from only selected investment options.

We will pay you the amount withdrawn as described in the **When Proceeds Are Paid** section. If you redeem units from your Certificate Fund that were recently purchased by check or ACH transfer, we will process your redemption, but will delay sending you the proceeds for up to 10 calendar days to allow the check or ACH transfer to clear.

You must withdraw at least \$200 in any withdrawal. You may withdraw any amount that is more than \$200, but you must leave enough in your Certificate Fund (less any Certificate Debt and outstanding charges) to pay the next month's charges.

There is no limit on the number of withdrawals you can make in a year. However, there is a transaction charge for each withdrawal. Currently, this charge is \$10 or 2% of the amount you withdraw, whichever is less. In the future, Prudential Insurance may raise this charge, but not above \$20. We will deduct the transaction charge from your Certificate Fund. A withdrawal will decrease the amount of the Death Benefit.

You may not repay any amount that you withdraw, although you generally may make additional premium payments. Withdrawals may have tax consequences. See **TAXES**.

## Payment Of Cash Surrender Value

You may receive the Cash Surrender Value by surrendering your Certificate. To do this, you must make a request to Aon Securities LLC on the form that we require you to use for this purpose. The election of this option may have tax consequences. See **TAXES**.

If you do not choose one of the options described above within 61 days of the date the Certificate ends, we will exchange your Certificate Fund for Paid-Up Coverage if your Certificate Fund value is at least \$1,000. If it does not have that much value, we will pay the Cash Surrender Value.

## Loans

You may borrow up to the Maximum Loan Value of your Certificate Fund. The Maximum Loan Value is 90% of your Certificate Fund minus any existing loan (and its accrued interest), outstanding charges, and the amount of the next month's charges. In states that require it, you may borrow a greater amount.

You cannot take a loan if the Certificate Debt exceeds the Maximum Loan Value. Prudential will pay loan proceeds as described in the **When Proceeds Are Paid** section.

Interest charged on the loan accrues daily at a rate that Prudential sets each year. Interest payments are due the last Business Day before the Contract Anniversary. If you do not pay the interest when it is due, we will add it to the principal amount of the loan. When this happens, we will take an amount out of your investment options to make the loan and the Loan Account equal in value.

When you take a loan from your Certificate Fund, here's what happens:

- We will take an amount equal to the loan out of each of your investment options on a pro-rata basis unless you tell us to take it only from selected investment options.
- We will start a Loan Account for you and will credit the Loan Account with an amount equal to the loan.
- We will generally credit interest to the amount in the Loan Account at an effective annual rate that is currently 1% less than the rate Prudential Insurance charges as interest on the loan. The crediting rate will generally be equal to the Fixed Account crediting rate, but will never be less than 4%.

You may repay all or part of a loan at any time. We will apply a loan repayment first against any unpaid loan interest and then to reduce the principal amount of the loan. You may repay a loan either by repayment or by withdrawing amounts from the Certificate Fund. You should send your loan repayments directly to Prudential Insurance. You may request a loan repayment form from Aon Securities LLC.

If you repay a loan by using the Certificate Fund, we will treat the repayment as a withdrawal from the Certificate Fund. A withdrawal may have tax consequences. See **Withdrawals** and **TAXES**.

A loan will not cause your Certificate to lapse. However, your loan plus accrued interest (together, these are called "Certificate Debt") may not equal or exceed the value of your Certificate Fund. If Certificate Debt exceeds the value of your Certificate Fund, you will not have enough money in your Certificate Fund to cover the month's charges and your coverage will end. See **LAPSE AND REINSTATEMENT**.

If you still have Certificate Debt outstanding when you surrender your Certificate or when you allow your Certificate to lapse, the amount you borrowed may become taxable. Also, loans from Modified Endowment Contracts may be treated for tax purposes as distributions of income. See **TAXES**.

If we pay the Death Benefit or the Cash Surrender Value while a loan is outstanding, we will reduce the Death Benefit or the Cash Surrender Value by the amount of the loan plus any accrued interest.

A loan will have a permanent effect on your Certificate's Cash Surrender Value. It may also have a permanent effect on the Death Benefit. This happens because the investment results of the investment options you selected will apply only to the amount remaining in those investment options after the loan amount is transferred to the Loan Account. The longer a loan is outstanding, the greater the effect is likely to be. The effect could be favorable or unfavorable. If investment results are greater than the rate being credited on the amount of the loan while the loan is outstanding, values under the Contract will not increase as rapidly as they would have if no loan had been made. If investment results are below that rate, Contract values will be higher than they would have been had no loan been made.

### **When Proceeds Are Paid**

Prudential will generally pay any Death Benefit, Cash Surrender Value, withdrawal or loan proceeds within 7 days after the request for payment is received in Good Order. These proceeds will be paid to the U.S. checking or savings account you indicate on the form. If an invalid account or no account is provided, a check will be mailed to the address on the form. We will determine the amount of the Death Benefit as of the date of the Covered Person's death. For other types of redemptions, we will determine the amount of the proceeds as of the end of the Business Day on which we received the request in Good Order. There are certain circumstances when we may delay payment of proceeds:

- We may delay payment of proceeds that come from the Funds and the variable part of the Death Benefit if any of the following events occurs: the New York Stock Exchange is closed (other than for a regular holiday or a weekend), trading is restricted by the SEC, or the SEC declares that an emergency exists.
- We expect to pay proceeds that come from the Fixed Account or from Paid-Up Coverage promptly upon request, but we do have the right to delay these payments (other than the Death Benefit) for up to six months (or a shorter period, if required by state law). We will pay interest at the current rate for settlement options left with Prudential to accumulate with interest if we may delay payment for more than 10 days.

## **LAPSE AND REINSTATEMENT**

In general, your Certificate will remain in force as long as the balance in your Certificate Fund (less any Certificate Debt and outstanding charges) is enough to pay the monthly charges when due. If the Certificate Fund balance is not enough, Aon Securities LLC will send you a notice to tell you that your insurance is going to end, how much you must pay to stop it from ending, and when you must pay. We will send the notice to the last known address we have on file for you. This payment must be received by the end of the grace period, or the Certificate will end. The grace period is currently 91 days. However, the grace period will be at least the later of 91 days after the Monthly Deduction Date, or 30 days after the date Aon Securities LLC mailed you the notice. A Certificate that lapses with Certificate Debt may affect the way you are taxed. See **TAXES**.

If the Covered Person dies during the grace period, we will reduce the Death Benefit by any past due monthly charges and by any Certificate Debt.

You may request reinstatement of a lapsed Certificate any time within 3 years after the end of the grace period. At the time you request reinstatement, you must be less than the maximum age at which a Certificate may be held. We will not reinstate a lapsed Certificate if the Group Contract under which the Certificate was issued ended or if the Covered Person is no longer an Eligible Group Member.

To reinstate your Certificate, you must send the following items to Aon Securities LLC:

- A written request for reinstatement;
- Evidence of the good health of the Covered Person. The evidence must be satisfactory to Prudential;

- A premium payment that is at least enough, after deduction of any charges that apply, to pay the monthly charges for the grace period and for two more months. See **CHARGES AND EXPENSES**;

We will make your Certificate effective again on the Monthly Deduction Date that occurs after we approve your request for reinstatement. The terms of your original Certificate will still apply. We will apply a new two-year period of incontestability. See **Incontestability**.

Currently, we do not charge for a reinstatement, but, we reserve the right to charge for reinstatements in the future. Reinstatement of your Certificate does not reverse or eliminate tax reporting related to a lapse with an outstanding loan.

## **TAXES**

This summary provides general information on federal income tax treatment of a Certificate under the Group Contract. It is not a complete statement of what federal income taxes will be in all circumstances. It is based on current law and interpretations, which may change. It does not cover state taxes or other taxes. It is not intended as tax advice. You should consult your own tax advisor for complete information and advice.

### **Treatment As Life Insurance and Investor Control**

The Certificate must meet certain requirements to qualify as life insurance for tax purposes. These requirements include certain definitional tests and rules for diversification of investments. For further information on the diversification requirements, see Dividends, Distributions and Taxes in the applicable Fund prospectuses or Statements of Additional Information.

We believe we have taken adequate steps to insure that the Certificate qualifies as life insurance for tax purposes. Generally speaking, this means that:

- You will not be taxed on the growth of the Funds in the Certificate Fund, unless you receive a distribution from the Certificate Fund, and
- The Certificate's Death Benefit will be income tax free to your beneficiary. However, your Death Benefit may be subject to estate taxes.

Although we believe that the Certificate should qualify as life insurance for tax purposes, there are some uncertainties, particularly because the Secretary of Treasury has not yet issued permanent regulations that bear on this question. Accordingly, because of these uncertainties, we reserve the right to make changes--which will be applied uniformly to all Participants after advance written notice--that we deem necessary to ensure that the Certificates under the Group Contract will qualify as life insurance or to comply with applicable federal tax rules.

The tax law limits the amount of control you may have over choosing investments for the Certificate. If this "investor control" rule is violated the Certificate assets will be considered owned directly by you and lose the favorable tax treatment generally afforded life insurance. Treasury Regulations issued to date do not provide guidance concerning the extent to which Participants may direct their investments to the particular available Subaccounts of a separate account without causing the Participants, instead of Prudential, to be considered the owners of the underlying assets. The ownership rights under the Certificate are similar to, but different in certain respects from, those addressed by the Internal Revenue Service ("IRS") rulings holding that the insurance company was the owner of the assets. For example, Participants have the choice of more funds and the ability to reallocate amounts among available Subaccounts more frequently than in the rulings. While we believe that Prudential will be treated as the owner of the separate account assets, it is possible that the Participants may be considered to own the assets. Because of this uncertainty, Prudential reserves the right to make such changes as it deems necessary to assure that the Certificate qualifies as life insurance for tax purposes and that Prudential will be treated as the owner of the underlying assets. Any such changes will apply uniformly to affected Participants and will be made with such notice to affected Participants as is feasible under the circumstances.

In order to meet the definition of life insurance rules for federal income tax purposes, the Certificate must satisfy the Cash Value Accumulation Test under the Internal Revenue Code.

Under the Cash Value Accumulation Test, the Certificate must maintain a minimum ratio of Death Benefit to cash value. Therefore, in order to ensure that the Certificate qualifies as life insurance, the Certificate's Death Benefit may increase as the Certificate Fund value increases. The Death Benefit, at all times, must be at least equal to the Certificate Fund multiplied by the applicable Attained Age factor.

Changes in your Certificate may result in your Certificate being considered newly issued and require "re-testing" of a Certificate under the Cash Value Accumulation Test using the mandatory Commissioner Standard Ordinary Mortality (CSO) Table and prescribed interest rates as of that date.

The Certificate may not qualify as life insurance under federal tax law after the Insured has attained age 100 and may be subject to adverse tax consequences. A tax advisor should be consulted before you choose to continue the Certificate after the insured reaches age 100.

## **Pre-Death Distributions**

The tax treatment of any distribution you receive before the Covered Person's death depends on whether your Certificate is classified as a Modified Endowment Contract.

### ***Certificates Not Classified As Modified Endowment Contracts***

- If you surrender your Certificate or allow it to lapse, you will be taxed on the amount you receive in excess of the premiums you paid less the untaxed portion of any prior withdrawals. For this purpose, you will be treated as receiving any portion of the Cash Surrender Value used to repay Certificate Debt. In other words, you will immediately have taxable income to the extent of gain in the Certificate. Reinstatement of the Certificate after lapse will not eliminate the taxable income which we are required to report to the IRS. The tax consequences of a surrender may differ if you take the proceeds under an income payment settlement option.
- Generally, you will be taxed on a withdrawal to the extent the amount you receive exceeds the premiums you paid for the Certificate less the untaxed portion of any prior withdrawals. However, under some limited circumstances, in the first 15 Certificate Years, all or a portion of a withdrawal may be taxed if the Certificate Fund exceeds the total premiums paid less the untaxed portions of any prior withdrawals, even if total withdrawals do not exceed total premiums paid.
- Extra premiums for optional benefits and riders generally do not count in computing the premiums paid for the Certificate for the purposes of determining whether a withdrawal is taxable.
- Loans you take against the Certificate are ordinarily treated as debt and are not considered distributions subject to tax unless the Certificate is surrendered or lapses.

### ***Modified Endowment Contracts***

- The rules change if the Certificate is classified as a Modified Endowment Contract. The Certificate could be classified as a Modified Endowment Contract if premiums in excess of certain IRS limits are paid, or a change in the Face Amount of insurance is made (or an additional benefit is added or removed). You should first consult a tax advisor if you are contemplating any of these steps.
- If the Certificate is classified as a Modified Endowment Contract, then lifetime withdrawals, loans, or Premium Refunds (passed on to you), which are not reinvested and that you receive under the Certificate (before the death of the insured), are generally included in income to the extent that the Certificate Fund (before surrender charge) exceeds the premiums paid for the Certificate. Please note that the premium paid amount is increased by the amount of any loans previously included in income and reduced by any untaxed amounts previously received (other than the amount of any loans excludible from income). An assignment of a Modified Endowment Contract is taxable in the same way. These rules also apply to pre-death distributions, including loans and assignments, made during the two-year period before the time that the Certificate became a Modified Endowment Contract.
- These rules also apply to loans, withdrawals, Premium Refunds (passed on to you) which are not reinvested, and full surrenders made during the two-year period before the time that the Certificate became a Modified Endowment Contract.
- Any taxable income on pre-death distributions (including full surrenders) is subject to an additional tax of 10 percent unless the amount is received on or after age 59½, on account of your becoming disabled or as a life annuity.
- All Modified Endowment Contracts issued by us to you during the same calendar year are treated as a single Certificate for purposes of applying these rules.
- Changes in the Certificate, including changes in death benefits, may require additional testing to determine whether the Certificate should be classified as a Modified Endowment Contract.

## **Income Tax Withholding**

You must affirmatively elect that no income taxes be withheld from a pre-death distribution. Otherwise, the taxable portion of any amounts you receive will be subject to income tax withholding. You are not permitted to elect out of income tax withholding if you do not provide a social security number or other taxpayer identification number or payment is made outside the United States. You may be subject to penalties under the estimated tax payment rules if your income tax withholding and estimated tax payments are insufficient to cover the income tax due.

## Other Tax Considerations

If you transfer or assign the Certificate to someone else, there may be gift, estate and/or income tax consequences. If you transfer the Certificate to a person two or more generations younger than you (or designate such a younger person as a beneficiary), there may be Generation Skipping Transfer tax consequences. Deductions for interest paid or accrued on Certificate Debt or on other loans that are incurred or continued to purchase or carry the Certificate may not be permitted under the tax law. Your individual situation or that of your beneficiary will determine the federal estate taxes and the state and local estate, inheritance and other taxes due if you or the Covered Person, if different, dies.

If you transfer your Certificate to a foreign person, we may be required to provide an information return regarding the transfer to you and the IRS.

The earnings of the Account are taxed as part of Prudential's operations. The Account does not intend to qualify as a regulated investment company under the Internal Revenue Code.

## Federal Income Tax Status Of Amounts Received Under The Certificate

Variable life insurance contracts receive the same Federal income tax treatment as conventional life insurance contracts (those where the amount of the Death Benefit is fixed instead of variable). Here's what that means:

- First, the Death Benefit is generally not included in the gross income of the beneficiary;
- Second, increases in the value of the Certificate Fund are generally not included in the taxable income of the Participant. This is true whether the increases are from income or capital gains;
- Third, surrenders, Premium Refunds (passed on to you) which are not reinvested, and withdrawals are generally treated first as a return of your investment in the Certificate and then as a distribution of taxable income. The taxable portion of the distribution is taxed as ordinary income. Different tax rules apply if your Certificate is classified as a Modified Endowment Contract. See the **Pre-Death Distributions** section above.
- Fourth, loans are not generally treated as distributions. Different tax rules apply if your Certificate is classified as a Modified Endowment Contract. See the **Pre-Death Distributions** section above.

You should consult your tax advisor for guidance on your specific situation.

## Sales Of Issued Life Insurance Policies To Third Parties

If you sell your Certificate to a third party with whom the insured does not have a substantial family, financial or business relationship (as defined in the Internal Revenue Code and accompanying Treasury Regulations), then the sale may be considered to be a reportable policy sale.

The purchaser of your Certificate in a reportable policy sale is required to submit a Form 1099-LS to us, the IRS and the seller. Once received, we are required to report your cash surrender value and cost basis information with respect to the Certificate as of the date of the sale to the IRS and the seller. In addition, if a sale is a reportable policy sale, then all or part of the death benefit will be subject to income tax and will be reported by us to the reportable death payment recipient and the IRS when paid.

## Company Taxes

Under current law, we may incur state and local taxes (in addition to premium taxes) in several states. Currently, these taxes are not significant and they are not charged against the Account. If there is a material change in the applicable state or local tax laws, we may impose a corresponding charge against the Account.

We will pay company income taxes on the taxable corporate earnings created by this separate account product. While we may consider company income taxes when pricing our products, we do not currently include such income taxes in the tax charges you pay under the Certificate. We will periodically review the issue of charging for taxes and we may charge for taxes in the future. We reserve the right to impose a charge for taxes if we determine, in our sole discretion, that we will incur a tax as a result of the operation of the Subaccounts, including any tax imposed with respect to the operation of the Separate Account or General Account.

In calculating our corporate income tax liability, we may derive certain corporate income tax benefits associated with the investment of company assets, including separate account assets, which are treated as company assets under applicable income tax law. These benefits reduce our overall corporate income tax liability. Under current law, such benefits include foreign tax credits and corporate dividend received deductions. We do not pass these tax benefits through to holders of the separate account group variable life insurance contracts because (i) the contract owners are not the owners of the assets generating these benefits under applicable

income tax law and (ii) we do not currently include company income taxes in the tax charges you pay under the contract. We reserve the right to change these tax practices.

## DISTRIBUTION AND COMPENSATION

Prudential Investment Management Services LLC (“PIMS”) acts as the principal underwriter of the Group Contracts and Certificates. PIMS is an indirect wholly-owned subsidiary of Prudential Financial.

PIMS, organized in 1996 under Delaware law, is registered as a broker/dealer under federal securities laws. PIMS is also a registered member of the Financial Industry Regulatory Authority, Inc. (FINRA). PIMS’ principal business address 655 Broad Street, Newark, NJ 07102-4410. PIMS also acts as principal underwriter with respect to the securities of other Prudential Financial investment companies.

The Group Contracts and Certificates are sold through broker/dealers authorized by PIMS and applicable law to do so. These broker/dealers may be affiliated with Prudential and PIMS. The Group Contracts and Certificates are offered on a continuous basis.

Compensation (commissions, overrides and any expense reimbursement allowance) is paid to such broker/dealers according to one or more schedules. The individual registered representatives will receive a portion of the compensation, depending on the practice of the broker/dealer firm. We may also provide compensation for providing ongoing service in relation to the Group Contract. In addition, we or PIMS may enter into compensation arrangements with certain broker/dealer firms or branches of such firms with respect to certain or all registered representatives of such firms under which such firms may receive separate compensation or reimbursement for, among other things, training of sales personnel, marketing or other services they provide to us or our affiliates. To the extent permitted by applicable rules, laws, and regulations, PIMS may pay or allow other promotional incentives or payments in the form of cash or non-cash compensation. These arrangements may not be offered to all firms, and the terms of such arrangements may differ between firms. You should note that firms and individual registered representatives and branch managers within some firms participating in one of these compensation arrangements might receive greater compensation for selling the Group Contract than for selling a different group product that is not eligible for these compensation arrangements. While compensation is generally taken into account as an expense in considering the charges applicable to the product, any such compensation will be paid by us or PIMS, and will not result in any additional charge to you.

Currently, no compensation is paid for the Group Contract issued to the AICPA Insurance Trust.

The maximum amount Prudential will pay to the broker/dealer for group sponsored programs implemented before February 22, 2010 to cover both the registered representative’s commission and other distribution expenses will not exceed 15% of the premium payments over the term of the premium rate guaranteed period. Commissions to broker/dealers will not exceed 20% of the required premium for each certificate year for group sponsored programs implemented on or after February 22, 2010. In addition, supplemental compensation may be payable to the broker/dealer. Under Prudential's Supplemental Commission Program, the amount payable as supplemental compensation may range from 0% to 7% of premium. While the Group Variable Universal Life required premium is included in the program, investment premium in the Certificate Fund is not.

Prudential may require the registered representative to return all of the first year commission if the Group Contract is not continued through the first year. The commission and distribution percentages will depend on factors such as the size of the group involved and the amount of sales and administrative effort required in connection with the particular Group Contract. In total, they will not exceed 15% of the premium payments over the term of the premium rate guaranteed period. Additional compensation of up to 1% of Certificate Fund value net of loans, may also be payable each year. We may also compensate other registered representatives of Prudential for referrals and other consultants for services rendered, as allowed by law. The amounts paid to PIMS for its services as principal underwriter for the calendar years ended December 31, 2023, December 31, 2022 and December 31, 2021 were \$94,589, \$91,333, and \$88,088. Finally, registered representatives who meet certain productivity, profitability and persistency standards with regard to the sale of the Group Contract may be eligible for additional bonus compensation from Prudential.

The distribution agreement between PIMS and Prudential will terminate automatically upon its assignment (as that term is defined in federal securities laws). But, PIMS may transfer the agreement, without the prior written consent of Prudential, under the circumstances set forth in federal securities laws. Either party may terminate the agreement at any time if the party gives 60 days’ written notice to the other party.

Sales expenses in any year are not necessarily equal to the sales charge in that year. Prudential may not recover its total sales expenses for some or all Group Contracts over the periods the Certificates for such Group Contracts are in effect. To the extent that the sales charges are insufficient to cover total sales expenses, the sales expenses will be recovered from Prudential’s capital, which may include amounts derived from the mortality and expense risk charge and the monthly cost of insurance charge.



In addition, we or our affiliates may provide such compensation, payments and/or incentives to firms arising out of the marketing, sale and/or servicing of variable annuities or life insurance offered by different Prudential business units. In 2023, the following two firms (or their broker/dealers) received payment or accrued a payment amount with respect to group variable product business issued by Prudential: MMC Securities Corp. and Aon Consulting, Inc. During 2023, cash compensation received by firms ranged from \$0.00 to \$75,975.79.

## **LEGAL PROCEEDINGS**

The Prudential Insurance Company of America and its affiliates are parties to various legal proceedings. In our view, none of these proceedings would be material with respect to the contract owner's interest in the Separate Account, nor would any of these proceedings be likely to have a material adverse effect on the Separate Account, The Prudential Insurance Company of America's ability to meet our obligations under the Contracts or PIMS' ability to perform its obligations with respect to the distribution of the Contracts. For more information, see the financial statements of The Prudential Insurance Company of America in the statement of additional information.

## **FINANCIAL STATEMENTS**

The audited financial statements of the Account should be distinguished from the statutory financial statements of Prudential, which should be considered only as bearing upon the ability of Prudential to meet its obligations under the Contracts. The audited financial statements of the Account and the statutory financial statements of Prudential are made available in the Statement of Additional Information to this prospectus.

## **ADDITIONAL INFORMATION**

Prudential has filed a registration statement with the SEC under the Securities Act of 1933 relating to the offering described in this prospectus. This prospectus does not include all the information set forth in the registration statement. Certain portions have been omitted pursuant to the rules and regulations of the SEC. The omitted information may, however, be obtained from the SEC's Public Reference Room at 100 F Street, N.E., Washington, D.C. 20549, or by telephoning (202) 551-5850, upon payment of a prescribed fee.

You may contact the depositor for further information at the address and telephone number inside the front cover of this prospectus. For service or questions on your Certificate, please contact Aon Securities LLC at the phone number on the back cover.

Pursuant to the delivery obligations under Section 5 of the Securities Act of 1933 and Rule 159 thereunder, Prudential delivers this prospectus to Participants that reside outside of the United States. In addition, we may not market or offer benefits, features or enhancements to prospective or current Participants while outside of the United States.

## DEFINITIONS OF SPECIAL TERMS USED IN THIS PROSPECTUS

**Account** - The Account is a variable contract account, also known as a separate account, that is identified as the Prudential Variable Contract Account GI-2. The Account is divided into Subaccounts. Each Variable Investment Option is a Subaccount of the Account. The Account holds assets that are segregated from all of Prudential's other assets. The assets of each Subaccount are segregated from the assets of each other Subaccount.

**Aon Securities LLC** - The company which offers and administers the plan.

**Applicant Owner** - A person other than the Eligible Group Member who obtains new insurance coverage on the life of an Eligible Group Member.

**Attained Age** - Your age on your last birthday on or prior to October 1 of each year.

**Business Day** - Generally any day the New York Stock Exchange is open for regular trading and generally ends at 4:00 p.m. Eastern Time (or as of an earlier close of regular trading). A business day does not include a day on which we are not open due to emergency conditions determined by the Securities and Exchange Commission. We may also close early due to such emergency conditions.

**Cash Surrender Value** - The amount you receive upon surrender of the Certificate. The Cash Surrender Value is equal to your Certificate Fund on the date of surrender, less any Certificate Debt and any other outstanding charge.

**Certificate** - A document issued to you, as a Participant under a Group Contract, setting forth or summarizing your rights and benefits.

**Certificate Anniversary** - The same date each year as the Certificate Date.

**Certificate Date** - The effective date of coverage under a Certificate.

**Certificate Debt** - The principal amount of any outstanding loans you borrowed under your Certificate plus any accrued interest.

**Certificate Fund** - The total amount credited to you under your Certificate. On any date it is equal to the sum of the

amounts under that Certificate allocated to: (1) the Subaccounts, (2) the Fixed Account, and (3) the Loan Account.

**Certificate Year** - The year from the Certificate Date to the first Certificate Anniversary or from one Certificate Anniversary to the next.

**Contract Anniversary** - October 1 of each year.

**Contract Date** - The date on which the Group Contract is issued.

**Covered Person** - The person whose life is insured under the Group Contract. The Covered Person is generally the Participant.

**Death Benefit** - The amount payable upon the death of the Covered Person (after the deduction of any Certificate Debt or any outstanding charges).

**Eligible Group Members** - Members of the AICPA and/or a State Society of CPAs and/or other qualifying organization who are less than age 75 and not disabled under the terms of the CPA Life Insurance Plan. You may only be covered under either the CPA Life Insurance Plan or the Group Variable Universal Life Insurance, but not both.

**Face Amount** - The amount of life insurance in your Certificate. The Face Amount, along with your Certificate Fund are each parts of your Death Benefit.

**Fixed Account** - An investment option under which Prudential guarantees that interest will be added to the amount deposited at a rate we declare periodically.

**Funds** - Amounts you invest in a Variable Investment Option will be invested in a corresponding Fund of the same name. A Fund may also be called a "Portfolio." The shares of such Fund are purchased only by insurance company separate accounts, such as the Account, and qualified plans, and are not available on a retail basis. Each Variable Investment Option buys shares of one specific Fund.

**Good Order** - An instruction utilizing such forms, signatures, and dating as we require, which is sufficiently clear and complete and for which we do not need to exercise any discretion to follow such instructions.

**Group Contract** - A Group Variable Universal Life insurance contract that Prudential issues to the American Institute of Certified Public Accountants Insurance Trust.

**Group Contract Holder** - The American Institute of Certified Public Accountants Insurance Trust.

**Internal Revenue Code or Code** - The Internal Revenue Code of 1986, as amended from time to time and the regulations promulgated thereunder.

**Issue Age** - The Covered Person's Attained Age on the date that the insurance on that Covered Person goes into effect as defined by the Group Contract.

**Loan Account** - An account within Prudential's general account to which we transfer from the Account and/or the Fixed Account an amount equal to the amount of any loan.

**Maximum Loan Value** - The amount (before any applicable transaction charge) that you may borrow at any given time under your Certificate. We calculate the Loan Value by multiplying the Certificate Fund by 90% (or higher where required by state law) and then subtracting any existing loan with accrued interest, outstanding charges, and the amount of the next month's charges.

**Modified Endowment Contract** - A type of life insurance contract or Certificate under the Internal Revenue Code which has been funded in excess of certain IRS limits. Less favorable tax rules, and in some cases an additional tax, apply if you take distributions such as withdrawals, loans, Premium Refunds (passed on to you as refunds) which are not reinvested or assignments from a Modified Endowment Contract. Regardless of classification as a Modified Endowment Contract cash value accrues on a tax deferred basis and the Death Benefit is generally received free of income tax. See the **Taxes** section for a more complete description of the Modified Endowment Contract rules.

**Monthly Deduction Date** - The Contract Date and the first day of each succeeding month, except that whenever the Monthly Deduction Date falls on a date other than a Business Day, the Monthly Deduction Date will be the next Business Day.

**Net Amount at Risk** - The amount by which your Certificate's Death Benefit (computed as if there were no Certificate Debt) exceeds your Certificate Fund. For example, if the Certificate's Death Benefit is \$250,000 and the Certificate Fund is \$100,000, the Net Amount at Risk is \$150,000.

**Net Premium** - The premium payment minus any charges for taxes attributable to premiums. Net Premiums are the amounts that we allocate to the Account and/or the Fixed Account.

**Paid-Up Coverage** - This type of life insurance coverage pays a Death Benefit of a specific amount that does not change. You make one payment from your Certificate Fund to begin the coverage and never make any additional payments.

**Participant** - An Eligible Group Member or "Applicant Owner" under a Group Contract who obtains insurance under the Group Contract and is eligible to exercise the rights described in the Certificate. The Participant will be the person entitled

to exercise all rights under a Certificate, regardless of whether the Covered Person under the Certificate is the Participant or his or her spouse. We refer to Participants as "you" or "Certificate Owner" in this prospectus. If you validly assign your rights as a Participant to someone else, then that person may exercise those rights.

**Premium Refund** - A refund that Prudential may provide under certain Group Contracts based on favorable experience.

**Subaccount** - A division of the Account. Each Subaccount invests its assets in the shares of a corresponding Fund.

**The Prudential Insurance Company of America** - Prudential, us, we, our. The company offering the Contract.

**Variable Investment Options** - The investment options of the Account. When you choose a Variable Investment Option, we purchase shares of the fund that corresponds to that option. We hold these shares in the Account.

## APPENDIX A: Funds Available Under the Contract

The following is a list of Funds available under the Contract. More information about the Funds is available in the prospectuses for the Funds, which may be amended from time to time and can be found online at <https://www.prudential.com/employers/group-insurance/gvul-funds>. You can also request this information at no cost by calling 800-944-8786. Fund prospectuses and other information are also available from a financial intermediary (such as an insurance sales agent or broker-dealer) through which the Contract may be purchased or sold.

The current expenses and performance information below reflects fees and expenses of the Funds, but do not reflect the other fees and expenses that your Contract may charge. Expenses would be higher and performance would be lower if these other charges were included. Each Fund's past performance is not necessarily an indication of future performance.

Type	Fund - Investment Manager(s) / Subadviser(s)	Current Expense	Average Annual Total Returns As Of 12/31/2023		
			1 year	5 year	10 year
Small Cap	<b>BNY Mellon Opportunistic Small Cap Portfolio</b> (Initial Shares) - BNY Mellon Investment Adviser, Inc. / <i>Newton Investment Management North America, LLC</i>	0.82%	9.28%	9.15%	6.15%
High Yield Bond	<b>DWS High Income VIP</b> (Class A) - DWS Investment Management Americas, Inc.	0.70%^	11.34%	5.34%	4.05%
Mid-Cap Growth	<b>Janus Henderson Enterprise Portfolio</b> (Institutional Shares) - Janus Henderson Investors US LLC	0.72%	18.07%	13.42%	12.10%
Diversified Emerging Mkts	<b>Lazard Retirement Emerging Markets Equity Portfolio</b> (Service Shares) - Lazard Asset Management LLC	1.42%	22.27%	5.01%	2.04%
Global/International	<b>Lazard Retirement International Equity Portfolio</b> (Service Shares) - Lazard Asset Management LLC	1.11%^	15.88%	6.42%	2.98%
Large Blend	<b>MFS® Research Series</b> (Initial Class) - Massachusetts Financial Services Company	0.79%^	22.42%	14.41%	10.82%
Short-Term Bond	<b>Neuberger Berman AMT Short Duration Bond Portfolio</b> (Class I) - Neuberger Berman Investment Advisers LLC	0.86%	5.90%	1.65%	1.21%
Balanced	<b>PSF PGIM 50/50 Balanced Portfolio</b> (Class I) - PGIM Investments LLC / <i>PGIM Fixed Income; PGIM Limited; PGIM Quantitative Solutions LLC</i>	0.57%	15.45%	8.07%	6.59%
Balanced	<b>PSF PGIM Flexible Managed Portfolio</b> (Class I) - PGIM Investments LLC / <i>PGIM Fixed Income; PGIM Limited; PGIM Quantitative Solutions LLC</i>	0.62%	17.93%	9.17%	7.60%
Money Market	<b>PSF PGIM Government Money Market Portfolio</b> (Class I) - PGIM Investments LLC / <i>PGIM Fixed Income</i>	0.33%	4.87%	1.69%	1.06%
Large-Cap Growth	<b>PSF PGIM Jennison Blend Portfolio</b> (Class I) (includes all assets from PSF PGIM Jennison Focused Blend Portfolio) - PGIM Investments LLC / <i>Jennison Associates LLC</i>	0.46%	32.52%	14.71%	10.52%
Large-Cap Growth	<b>PSF PGIM Jennison Growth Portfolio</b> (Class I) - PGIM Investments LLC / <i>Jennison Associates LLC</i>	0.62%	53.51%	18.27%	14.33%
Small-Cap Blend	<b>PSF Small-Cap Stock Index Portfolio</b> (Class I) - PGIM Investments LLC / <i>PGIM Quantitative Solutions LLC</i>	0.38%	15.74%	10.69%	8.36%
Large-Cap Blend	<b>PSF Stock Index Portfolio</b> (Class I) - PGIM Investments LLC / <i>PGIM Quantitative Solutions LLC</i>	0.29%	25.92%	15.34%	11.73%
Large-Cap Value	<b>T. Rowe Price Equity Income Portfolio</b> - T. Rowe Price Associates, Inc.	0.74%	9.54%	11.20%	7.84%
Mid-Cap Growth	<b>T. Rowe Price Mid-Cap Growth Portfolio</b> - T. Rowe Price Associates, Inc. / <i>T. Rowe Price Investment Management, Inc.</i>	0.84%	19.96%	11.63%	10.50%
Emerging Markets	<b>Templeton Developing Markets VIP Fund</b> (Class 2) - Templeton Asset Management Ltd. / <i>Franklin Templeton Investment Management Limited</i>	1.35%^	12.62%	4.22%	2.32%
Global/International	<b>Templeton Foreign VIP Fund</b> (Class 2) - Templeton Investment Counsel, LLC	1.07%^	20.76%	5.27%	1.28%

^ The Fund's annual current expense reflects temporary fee reductions.

^^ Effective June 7, 2013, you may no longer make additional allocations into the BNY Mellon Opportunistic Small Cap Portfolio.

^^ Effective June 10, 2022, you may no longer make additional allocations into the Templeton Foreign VIP Fund.

## APPENDIX B: State Availability Or Variations Of Certain Features And Riders

This Group Contract is subject to the provisions of the state in which the Group Contract is issued. There are state-specific requirements that may change the provisions under the coverage(s) described in your Certificate. If you live in a state that has such requirements, those requirements will apply to your coverage(s) and are made a part of your Certificate.

State	Feature or Rider	Availability or Variation
CT	Option to Accelerate Payment of Death Benefits Under Variable Universal Life Coverage	<p>The Option to Accelerate Payment of Death Benefits Under Variable Universal Life Coverage section was modified to the following:</p> <p>These provisions change the Variable Universal Life Coverage (called Coverage below) to provide an option to accelerate payment of portions of your Insurance Amount or amount of Paid-up insurance.</p> <p>You should know that election of this option may affect other benefits or entitlements for which a person may be eligible. It may also affect a person's income tax liability. Read these notes carefully:</p> <p>(1) If you elect this option, the amount of Variable Universal Life Coverage for the person is reduced by the Terminal Illness Proceeds described below.</p> <p>(2) Any payment made under this option may be taxable. You are advised to seek the help of a professional tax advisor for assistance with any questions that you may have.</p> <p>(3) If you elect this option, eligibility for Medicaid or other government programs may be affected. You are advised to seek the help of a professional legal advisor for assistance with any questions that you may have.</p> <p>(4) This policy is not a long term care policy as defined in Sections 38a-501 and 38a-528 of the Connecticut General Statutes.</p>
CT	If the Person's Insurance Under the Coverage is not Paid-Up Insurance	<p>The Conditions section was modified to the following:</p> <p>Your right to be paid under this option is subject to these terms:</p> <p>(1) You may elect this option for a person only once during the time the person is a Covered Person.</p> <p>(2) You must choose this option in writing in a form that satisfies Prudential.</p> <p>(3) You must furnish proof that satisfies Prudential that the person's life expectancy is 12 months or less, including a certification by a Doctor.</p> <p>(4) The Variable Universal Life Coverage on the person must not be assigned.</p>
CT	Additional Provisions for Accidental Death and Dismemberment Coverage	<p>The Additional Provisions for Accidental Death and Dismemberment Coverage section was modified to the following:</p> <p>Losses Not Covered: A loss is not covered if it results from any of these:</p> <p>(1) Suicide or attempted suicide.</p> <p>(2) Sickness, whether the loss results directly or indirectly from Sickness.</p> <p>(3) Any infection, unless it is pyogenic and occurs through and at the time of an accident cut or wound.</p> <p>(4) War, or any act of war. "War" means declared or undeclared war and includes resistance to armed aggression.</p> <p>(5) Travel or other movement by means of an aircraft, or descent from or with a moving aircraft. This (5) applies only if:</p> <p>(a) the person has any duties aboard the aircraft that relate in any way to that aircraft or to its operation, equipment, passengers, or crew; or</p> <p>(b) the person is giving or receiving training for any of those duties aboard that aircraft.</p> <p>"Aircraft" means any kind of vehicle or device designed for travel or other movement in or beyond the earth's atmosphere.</p>
CT	When Insurance Ends	<p>The When Insurance Ends section has added the following:</p> <p>Notice of the End of a Coverage: The Contract Holder will give you notice if any life or accident Coverage of the Group Contract is to end due to the end of the Group Contract or of the part of the Group Contract providing the Coverage. The Contract Holder will mail or deliver such notice to you not less than 15 days before the date the Coverage is to end. The Contract Holder will do this whether or not the Coverage is replaced by similar coverage under any insured or uninsured arrangement for coverage for persons in a group. But, the Contract Holder's failure to give you such notice will not be construed to extend or increase in any way Prudential's liability with respect to the Coverage that is ending.</p>

MN	Group Insurance Certificate	<p>The Group Insurance Certificate section has added the following:</p> <p>This is a life insurance policy which pays accelerated death benefits at your option under conditions specified in the policy. This policy is not a long term care policy meeting the requirements of sections 62A.46 to 62A.56 of the Minnesota Statutes.</p>
MN	When Benefits are Paid	<p>The When Benefits Are Paid section was modified to the following:</p> <p>Death benefits are paid within two months after Prudential receives written proof of loss.</p>
MN	Claim Rules	<p>The Claim Rules section was modified to the following:</p> <p>When Benefits are Paid: Benefits are paid within two months after Prudential receives written proof of the loss.</p> <p>Legal Action: No action at law or in equity may be brought to recover on the Group Contract until 60 days after the written proof described above is furnished. No such action may be brought more than five years after the end of the time period within which proof of loss is required.</p>
MS	General Provisions	<p>The General Provisions section was modified to the following:</p> <p>Payment of Death Claim: If Prudential pays a death claim in a lump sum, it will usually pay the proceeds within seven days of the date it receives written proof of loss. When Prudential pays a death claim in a lump sum, we will credit interest from the date of death in accordance with state law. But Prudential has the right to defer paying any part of the death benefit that is to come from the variable investment options if: (1) the New York Stock Exchange is closed; or (2) the SEC requires that trading be restricted or declares an emergency. Prudential also has the right to defer paying the portion of the proceeds that is to come from the Fixed Account for up to six months. If Prudential does defer paying proceeds for more than 30 days, it will pay interest on that portion at the current Fixed Account rate if greater than the rate in accordance with state law.</p>
MS	Option to Accelerate Payment of Certain Death Benefits Under Variable Universal Life Coverage	<p>The Option to Accelerate Payment of Certain Death Benefits Under Variable Universal Life Coverage section was modified to the following:</p> <p>These provisions change the Variable Universal Life Coverage (called Coverage below) to provide an option to accelerate payment of portions of your Insurance Amount or amount of Paid-up insurance.</p> <p>You should know that election of this option may affect other benefits or entitlements for which a person may be eligible. It may also affect a person's income tax liability. Read these notes carefully:</p> <p>Cash values, loan values and the death benefit will be reduced if you receive an accelerated benefit.</p> <p>If you elect this option, the amount of Variable Universal Life Coverage for the person is reduced by the Terminal Illness Proceeds described below.</p> <p>(3) Any payment made under this option may be taxable. You are advised to seek the help of a professional tax advisor for assistance with any questions that you may have.</p> <p>(4) If you elect this option, eligibility for Medicaid or other government programs may be affected. You are advised to seek the help of a professional legal advisor for assistance with any questions that you may have.</p> <p>C. Conditions</p> <p>Your right to be paid under this option is subject to these terms:</p> <p>(1) You may elect this option for a person only once during the time the person is a Covered Person.</p> <p>(2) You must choose this option in writing in a form that satisfies Prudential. You must furnish proof that satisfies Prudential that the person's life expectancy is 6 months or less, including a certification by a Doctor.</p> <p>The Variable Universal Life Coverage on the person must not be assigned</p> <p>Your election must have a signed acknowledgement from the irrevocable beneficiary, if any.</p>

		<p>(6) Terminal Illness Proceeds will be made available to you on a voluntary basis only. Therefore, you are not eligible for this option if:</p> <p>(a) law requires using this option to meet the claims of creditors, whether in bankruptcy or otherwise; or</p> <p>(b) a government agency requires using this option in order to apply for, get or keep a government benefit or entitlement</p>
MS	Age Adjustment	<p>The Age Adjustment section has added the following: If the age adjustment is for a death claim, the death benefit may be increased. Prudential will calculate the Face Amount times the ratio of the most recent mortality charge using the correct and incorrect age. The death benefit paid will be the greater of the calculation with the premium adjustment or the revised Face Amount.</p>
MS	Claim Rules	<p>The Claim Rules section was modified to the following: When Benefits are Paid: Benefits are paid when Prudential receives written proof of the loss. All information needed to process the claim also must be provided to Prudential. In the event that Prudential does not pay any benefits that are due and payable with respect to a claim, or any part of a claim, for which Prudential has received such proof and information within 45 days thereafter, the following apply:</p> <p>(1) Prudential will pay interest on such benefits, at the rate of one and one-half percent (1 1/2%) per month, determined from the expiration of said 45-day period, until such benefits are paid.</p> <p>(2) You may bring action to obtain such benefits (plus any interest which may have accrued) and any other damages as may be allowed by law.</p>
ND	Conversion Privilege	<p>The Conversion Privilege section was modified to the following: If all or part of a person's Face Amount of Insurance under the Variable Universal Life Coverage ends for one of the reasons stated below, the person may convert to an individual life insurance contract. Evidence of insurability is not required. The reasons are:</p> <p>(1) The amount of your Face Amount of Insurance is reduced by reason of age, the end of your membership in a Covered Class or an amendment to the Group Contract that changes the benefits for your class.</p> <p>(2) All Face Amount of Insurance that applies to you under the Group Contract for your class ends by amendment or otherwise.</p> <p>Any such conversions are subject to the rest of this Section M. Availability: The individual contract must be applied for and the first premium must be paid according to the following rules:</p> <p>(1) If the person has been given written notice of the conversion privilege within 15 days before or after the person ceases to be insured for all or part of the Face Amount of Insurance, the person must apply for the individual contract and pay the first premium within 31 days after the person ceases to be insured for that coverage.</p> <p>(2) If the person has been given written notice of the conversion privilege more than 15 days but less than 90 days after the person ceases to be insured for all or part of the Face Amount of Insurance, the person must apply for the individual contract and pay the first premium within 45 days after the person has been given the notice.</p> <p>(3) If the person has not been given written notice of the conversion privilege within 90 days after the person ceases to be insured for all or part of the Face Amount of Insurance, the time allowed for the person to apply for the individual contract and pay the first premium ends at the end of the 90 days.</p> <p>Individual Contract Rules: The individual contract must conform to the following: Amount: Not more than:</p> <p>(1) the total amount of the person's insurance under this Variable Universal Life Coverage (Face Amount of Insurance plus Certificate Fund) just before the Face Amount of Insurance ends; minus</p> <p>(2) the amount of the person's Certificate Fund needed to cancel any loan due; minus</p> <p>(3) the amount of the person's paid-up insurance under the Variable Universal Life Coverage purchased by using the person's Certificate Fund just after the Face Amount of Insurance ends.</p>



		<p>If the amount of a person's Face Amount of Insurance is reduced, not more than the amount of the reduction.</p> <p>But, if a person converts when extended death protection ends, the amount of that protection applies in place of the Face Amount of Insurance in (1) above.</p> <p>Or, if the Face Amount of Insurance ends because all Face Amount of Insurance of the Group Contract for your class ends, the total amount of individual insurance which you may get in place of all life insurance then ending for you under the Group Contract will not exceed the total amount of all life insurance then ending for that person under the Group Contract reduced by the sum of: (a) the amount of that person's Certificate Fund needed to cancel any loan due; (b) the amount of that person's paid-up insurance; and (c) the amount of group life insurance from any carrier for which that person is or becomes eligible within the next 45 days.</p> <p>Death During Conversion Period: The amount a person had a right to convert to an individual contract is included in the death benefit if the person dies:</p> <ol style="list-style-type: none"> <li>(1) Within 90 days after the person's Face Amount of Insurance ends; and</li> <li>(2) While the person has the right to convert the Face Amount of Insurance to an individual contract.</li> </ol> <p>It is included even if the person did not apply for conversion. But it is reduced by the amount of any extended death benefit protection which applies.</p> <p>Form: Any form of a life insurance contract that:</p> <ol style="list-style-type: none"> <li>(1) conforms to Title VII of the Civil Rights Act of 1964, as amended, having no distinction based on sex; and</li> <li>(2) is one that Prudential usually issues at the age and amount applied for.</li> </ol> <p>This does not include term insurance or a contract with disability or supplementary benefits. But, the contract may be issued with preliminary term insurance that lasts for one year starting with its effective date.</p> <p>Premium: Based on Prudential's rate as it applies to the form and amount, and to the person's class of risk (other than gender) and age at the time.</p> <p>Effective Date: The day the person ceases to be insured for the Face Amount of Insurance or the person's amount of such insurance is reduced.</p>
ND	Incontestability of Insurance	<p>The Incontestability of Insurance section includes the additional language:</p> <p><b>INCONTESTABILITY OF THE CONTRACT</b></p> <p>No statement of the Contract Holder will be used in any contest of the insurance under the Group Contract.</p> <p>There will be no contest of the validity of the Group Contract, except for not paying premiums, after it has been in force for one year.</p>
ND	Claim Rules	<p>The Claim Rules section was modified to the following:</p> <p>Legal Action: No action at law or in equity may be brought to recover on the Group Contract until 60 days after the written proof described above is furnished. No such action may be brought more than five years after the end of the time period within which proof of loss is required.</p>
OR	Conversion Privilege	<p>The Conversion Privilege section was modified to the following:</p> <p>If all or part of a person's Face Amount of Insurance under the Variable Universal Life Coverage ends for one of the reasons stated below, the person may convert to an individual life insurance contract. Evidence of insurability is not required. The reasons are:</p> <ol style="list-style-type: none"> <li>(1) The amount of your Face Amount of Insurance is reduced by reason of age, the end of your membership in a Covered Class or an amendment to the Group Contract that changes the benefits for your class.</li> <li>(2) All Face Amount of Insurance that applies to you under the Group Contract for your class ends by amendment or otherwise.</li> </ol> <p>Any such conversions are subject to the rest of this Section M.</p> <p>Availability: The individual contract must be applied for and the first premium must be paid according to the following rules:</p> <ol style="list-style-type: none"> <li>(1) If the person has been given written notice of the conversion privilege within 15 days before or after the person ceases to be insured for all or part of the Face Amount of Insurance, the person must apply for the individual contract and pay the first premium within 31 days after the person ceases to be insured for that coverage.</li> <li>(2) If the person has been given written notice of the conversion privilege more than 15 days but less than 90 days after the person ceases to be insured for all or part of the Face Amount of Insurance, the person must apply for the individual contract and pay the first premium within 45 days after the person has been given the notice.</li> </ol>

		<p>(3) If the person has not been given written notice of the conversion privilege within 90 days after the person ceases to be insured for all or part of the Face Amount of Insurance, the time allowed for the person to apply for the individual contract and pay the first premium ends at the end of the 90 days.</p> <p>Individual Contract Rules: The individual contract must conform to the following: Amount: Not more than:</p> <p>(1) the total amount of the person's insurance under this Variable Universal Life Coverage (Face Amount of Insurance plus Certificate Fund) just before the Face Amount of Insurance ends; minus</p> <p>(2) the amount of the person's Certificate Fund needed to cancel any loan due; minus</p> <p>(3) the amount of the person's paid-up insurance under the Variable Universal Life Coverage purchased by using the person's Certificate Fund just after the Face Amount of Insurance ends.</p> <p>If the amount of a person's Face Amount of Insurance is reduced, not more than the amount of the reduction.</p> <p>But, if a person converts when extended death protection ends, the amount of that protection applies in place of the Face Amount of Insurance in (1) above.</p> <p>Or, if the Face Amount of Insurance ends because all Face Amount of Insurance of the Group Contract for your class ends, the total amount of individual insurance which you may get in place of all life insurance then ending for you under the Group Contract will not exceed the total amount of all life insurance then ending for that person under the Group Contract reduced by the sum of: (a) the amount of that person's Certificate Fund needed to cancel any loan due; (b) the amount of that person's paid-up insurance; and (c) the amount of group life insurance from any carrier for which that person is or becomes eligible within the next 45 days.</p> <p>Death During Conversion Period: The amount a person had a right to convert to an individual contract is included in the death benefit if the person dies:</p> <p>(1) Within 90 days after the person's Face Amount of Insurance ends; and</p> <p>(2) While the person has the right to convert the Face Amount of Insurance to an individual contract.</p> <p>It is included even if the person did not apply for conversion. But it is reduced by the amount of any extended death benefit protection which applies.</p> <p>Form: Any form of a life insurance contract that:</p> <p>(1) conforms to Title VII of the Civil Rights Act of 1964, as amended, having no distinction based on sex; and</p> <p>(2) is one that Prudential usually issues at the age and amount applied for.</p> <p>This does not include term insurance or a contract with disability or supplementary benefits. But, the contract may be issued with preliminary term insurance that lasts for one year starting with its effective date.</p> <p>Premium: Based on Prudential's rate as it applies to the form and amount, and to the person's class of risk (other than gender) and age at the time.</p> <p>Effective Date: The day the person ceases to be insured for the Face Amount of Insurance or the person's amount of such insurance is reduced.</p>
SC	Additional Provisions for Accidental Death and Dismemberment Coverage	<p>The Additional Provisions for Accidental Death and Dismemberment section was modified to the following:</p> <p>Accidental Death and Dismemberment Coverage pays benefits for accidental loss of life, sight, hand or foot. Loss of sight means total and permanent loss of sight. Loss of hand means loss by severance of four entire fingers. Loss of foot means loss by severance at or above the ankle. Those benefits are payable only if all of these conditions are met:</p> <p>The person sustains an accidental bodily Injury while a Covered Person.</p> <p>The loss results directly from that Injury and from no other cause.</p> <p>The person suffers the loss within 90 days after the accident.</p> <p>Not all losses are covered. See Losses Not Covered below.</p> <p>Benefit Amount Payable: The amount payable depends on the type of loss as shown in this table. All benefits are subject to the Limitation Per Accident below.</p>

		<p>For loss of:</p> <p>Life Both Hands Both Feet Sight of Both Eyes                      Your Amount of Insurance under One Hand and One Foot                      this Coverage One Hand and Sight of One Eye One Foot and Sight of One Eye</p> <p>One Hand One Foot                      One-half your Amount of Sight of One Eye                      Insurance under this Coverage</p> <p>Limitation Per Accident: No more than the amount of insurance on a person under the Accidental Death and Dismemberment Coverage is payable for all losses resulting from the person's Injuries sustained in the same accident.</p> <p>Losses Not Covered: A loss is not covered if it results from any of these:</p> <p>(1) Suicide or attempted suicide. (2) Sickness, whether the loss results directly or indirectly from Sickness. (3) Any infection. But, this does not include:</p> <p>(a) a pyogenic infection resulting from an accidental cut or wound; or</p> <p>(b) a bacterial infection resulting from accidental ingestion of a contaminated substance.</p> <p>(4) War, or any act of war. "War" means declared or undeclared war and includes resistance to armed aggression. (5) Travel or other movement by means of an aircraft, or descent from or with a moving aircraft. This (5) applies only if: (a) the person has any duties aboard the aircraft that relate in any way to that aircraft or to its operation, equipment, passengers, or crew; or (b) the person is giving or receiving training for any of those duties aboard that aircraft.</p> <p>"Aircraft" means any kind of vehicle or device designed for travel or other movement in or beyond the earth's atmosphere.</p> <p>Each benefit of the Accidental Death and Dismemberment Coverage, other than a death benefit, is payable to you. Any death benefit provided under a section of the Accidental Death and Dismemberment Coverage is payable according to that section and the Beneficiary and Mode of Settlement Rules. The Claim Rules apply to the payment of the benefits.</p>
TX	Group Insurance Certificate	The Group Insurance Certificate section includes the following: Death benefits, cash values, and loan values will be reduced if an accelerated benefit is paid.
TX	Loans	The Loans section includes the following: Maximum Loan Value: In no event will this determination operate to make less than 75% of the Cash Surrender Value of a person's Certificate Fund allocable to Variable Investment Options available for a loan.
WA	Variable Universal Life Coverage	The Variable Universal Life Coverage section was modified to the following:  Burial Expense: If it appears to Prudential that a person incurs expenses in connection with your last illness, death or burial, that person may receive part of your insurance under the Variable Universal Life Coverage. Prudential, at its option, may pay that person up to the greater of (a) 10% of the amount for which you are insured under this Coverage; and (b) \$1,000. If an amount is so paid, Prudential will not have to pay that part of your insurance again.

WA	Option to Accelerate Payment of Certain Death Benefits Under Variable Universal Life Coverage	<p>The Option to Accelerate Payment of Certain Death Benefits Under Variable Universal Life Coverage section has been modified as follows:</p> <p><b>FOR YOU</b></p> <p>These provisions change the Variable Universal Life Coverage (called Coverage below) to provide an option to accelerate payment of portions of your Insurance Amount or amount of Paid-up insurance.</p> <p>You should know that election of this option may affect other benefits or entitlements for which a person may be eligible. It may also affect a person's income tax liability. Read these notes carefully:</p> <p>(1) If you elect this option, the amount of Variable Universal Life Coverage for the person is reduced by the Terminal Illness Proceeds described below. However, receipt of an accelerated death benefit will not affect the amount of any applicable accidental death benefit.</p> <p>(2) Any payment made under this option may be taxable. Tax laws relating to accelerated death benefits are complex. You are advised to seek the help of a professional tax advisor for assistance with any questions that you may have.</p> <p>(3) This accelerated life benefit does not and is not intended to qualify as long-term care under Washington state law. Washington state law prevents this accelerated life benefit from being marketed or sold as long-term care.</p> <p>(4) If you elect this option, eligibility for public assistance programs such as Medicaid, Social Security, Supplemental Security, and Supplemental Security Income (SSI) or other government programs may be affected. You are advised to seek the help of a professional legal advisor for assistance with any questions that you may have.</p> <p>. The Minimum Election Amount is the lesser of 25% of the Face Amount or amount of Paid-up insurance and \$50,000. The Maximum Election Amount is the lesser of 50% of the person's Face Amount, Net Amount at Risk or amount of Paid-up insurance and \$250,000.</p>
WA	Conditions	<p>Your right to be paid under this option is subject to these terms:</p> <p>(1) You may elect this option for a person only once during the time the person is a Covered Person.</p> <p>(2) You must choose this option in writing in a form that satisfies Prudential.</p> <p>(3) You must furnish proof that satisfies Prudential that the person's life expectancy is 24 months or less, including a certification by a Doctor. If Prudential disagrees with a certification from a Doctor, you have the right to mediation or binding arbitration conducted by an independent third party.</p> <p>(4) The Variable Universal Life Coverage on the person must not be assigned.</p> <p>(5) Terminal Illness Proceeds will be made available to you on a voluntary basis only. Therefore, you are not eligible for this option if:</p> <p>(a) law requires using this option to meet the claims of creditors, whether in bankruptcy or otherwise; or</p> <p>(b) a government agency requires using this option in order to apply for, get or keep a government benefit or entitlement.</p>
WA	Additional Provisions for Accidental Death and Dismemberment Coverage	<p>The Additional Provisions for Accidental Death and Dismemberment Coverage section was modified as the following:</p> <p><b>FOR YOU</b></p> <p>The person suffers the loss within one year after the accident.</p>
WI	Beneficiary Rules	<p>The Beneficiary Rules section has been modified as follows:</p> <p>You may change the Beneficiary at any time without the consent of the present Beneficiary, unless you have made an irrevocable choice of Beneficiary. The Beneficiary change form must be filed through the Contract Holder. The change will take effect on the date the form is signed. But it will not apply to any amount paid by Prudential before it receives the form.</p>
WI	Limits on Assignments	<p>The Limits on Assignments section was modified to the following:</p> <p>You may assign your Participant Insurance under the Variable Universal Life Coverage, including any of the additional provisions that may be a part of the Variable Universal Life Coverage. Any rights, benefits or privileges that you have as a Participant may be assigned without restriction. The rights assigned include any right to choose a Beneficiary or to convert to another contract of insurance. There is no right to choose a Beneficiary for an amount for which an irrevocable choice of Beneficiary has been made. An assignment must be in a signed writing. Prudential will not decide if an assignment does what it is intended to do. Prudential will not be held to know that one has been made unless it or a copy is filed with Prudential through the Contract Holder.</p>

		<p>This paragraph applies only to insurance for which you have the right to name a Beneficiary, when that right has been assigned. If an assigned amount of insurance becomes payable on account of the Covered Person's death, and at the Covered Person's death there is no Beneficiary chosen by the assignee, it will not be payable as stated in the Beneficiary Rules. It will be payable to:</p> <ol style="list-style-type: none"> <li>(1) the assignee, if living; or</li> <li>(2) the estate of the assignee, if the assignee is not living.</li> </ol> <p>In the case of a collateral assignment, payment under (1) and (2) will be only to the extent interest may appear. Any excess will be payable as stated in the Beneficiary Rules.</p>
WV	<p>Extension of Coverage and Waiver of Cost of Insurance Charges During Total Disability</p>	<p>The Extension of Coverage and Waiver of Cost of Insurance Charges During Total Disability section was modified to the following:</p> <p>If you meet the conditions below:</p> <ol style="list-style-type: none"> <li>(1) The Variable Universal Life Coverage, including any additional provisions that may be a part of the Variable Universal Life Coverage, will be extended while you are Totally Disabled.</li> <li>(2) After you have been Totally Disabled for nine continuous months, the monthly Charge for Cost of Insurance and the Monthly Administration Charge for the Variable Universal Life Coverage, including any of the additional provisions that may be part of the Variable Universal Life Coverage, will be waived. Prudential must receive written notice and written proof as described below.</li> </ol> <p>The conditions are:</p> <p>You become Totally Disabled while you are insured for Face Amount of Insurance under the Variable Universal Life Coverage.</p> <p>You are less than age 60 on the Contract Anniversary which immediately precedes the start of your Total Disability.</p> <p>Total Disability: You are "Totally Disabled" when:</p> <ol style="list-style-type: none"> <li>(1) You lose sight in both eyes. The loss must be total and permanent.</li> <li>(2) You lose both hands, both feet, or one hand and one foot. Loss of hand or foot means loss by severance at or above the wrist or ankle; or</li> <li>(3) Due to Sickness, Injury or both, you are not able to perform the material and substantial duties of your current occupation; and.</li> <li>(4) Due to Sickness, Injury or both, you are not able to perform, the material and substantial duties of an occupation for which you are or become qualified by reason of education, training or experience.</li> </ol> <p>The extension ends one year after your Total Disability begins, unless, within that year, you give Prudential written notice that:</p> <ol style="list-style-type: none"> <li>(1) You have met the above conditions; and</li> <li>(2) You are still Totally Disabled; and</li> <li>(3) Your Total Disability has continued for at least nine months.</li> </ol> <p>Failure to provide written notice of your Total Disability within twelve months following the date your Total Disability begins, will not invalidate the extension protection if it was not reasonably possible to give such notice. In that case Prudential will consider the notice to have been received in the time required if it is furnished as soon as reasonably possible.</p> <p>Prudential will then further extend the Variable Universal Life Coverage, including any of the additional provisions that may be part of the Variable Universal Life Coverage, for successive one year periods. The first of these periods will start twelve months after your Total Disability begins, if Prudential receives written proof, within those twelve months, that you have met the above conditions. After that first period, you must give written proof when and as required by Prudential once each year that your Total Disability continues.</p> <p>Failure to give written proof within the time periods described in this Section will not invalidate the person's extension protection if it was not reasonably possible to give such proof. In that case, Prudential will consider written proof to have been received in the time required if the proof is furnished as soon as reasonably possible, but, except in the absence of legal capacity, in no event later than one year from the time proof is otherwise required.</p>

		<p>If you die while the Variable Universal Life Coverage, including any of the additional provisions that may be part of the Variable Universal Life Coverage, is being extended, the death benefit will include the amount of that extension when Prudential receives written proof that:</p> <ol style="list-style-type: none"> <li>(1) Your Total Disability continued until that person's death; and</li> <li>(2) All of the above conditions have been met.</li> </ol> <p>If you die within one year after your Total Disability started and before you give Prudential notice of Total Disability, written proof of Total Disability and written notice of your death must be given to Prudential within one year after the death.</p> <p>This extension ends if and when:</p> <ol style="list-style-type: none"> <li>(1) Your Total Disability ends or you reach age 75; or</li> <li>(2) You fail to furnish any required proof that your Total Disability continues; or</li> <li>(3) You fail to submit to a medical exam by Doctors named by Prudential when and as often as Prudential requires. After two full years of this protection, Prudential will not require an exam more than once a year.</li> </ol>
WV	Conversion Privilege	<p>The Conversion Privilege section was modified to the following:</p> <p>If all or part of a person's Face Amount of Insurance under the Variable Universal Life Coverage ends for one of the reasons stated below, the person may convert to an individual life insurance contract. Evidence of insurability is not required. The reasons are:</p> <ol style="list-style-type: none"> <li>(1) The amount of your Face Amount of Insurance is reduced by reason of age, the end of your membership in a Covered Class or an amendment to the Group Contract that changes the benefits for your class.</li> <li>(2) All Face Amount of Insurance that applies to you under the Group Contract for your class ends by amendment or otherwise.</li> </ol> <p>Any such conversions are subject to the rest of this Section M.</p> <p>Availability: The individual contract must be applied for and the first premium must be paid according to the following rules:</p> <ol style="list-style-type: none"> <li>(1) If the person has been given written notice of the conversion privilege within 15 days before or after the person ceases to be insured for all or part of the Face Amount of Insurance, the person must apply for the individual contract and pay the first premium within 31 days after the person ceases to be insured for that coverage.</li> <li>(2) If the person has been given written notice of the conversion privilege more than 15 days but less than 90 days after the person ceases to be insured for all or part of the Face Amount of Insurance, the person must apply for the individual contract and pay the first premium within 45 days after the person has been given the notice.</li> <li>(3) If the person has not been given written notice of the conversion privilege within 90 days after the person ceases to be insured for all or part of the Face Amount of Insurance, the person must apply for the individual contract and pay the first premium ends at the end of the ninety-first day after the person ceases to be insured for that coverage.</li> </ol> <p>Individual Contract Rules: The individual contract must conform to the following:</p> <p>Amount: Not more than:</p> <ol style="list-style-type: none"> <li>(1) the total amount of the person's insurance under this Variable Universal Life Coverage (Face Amount of Insurance plus Certificate Fund) just before the Face Amount of Insurance ends; minus</li> <li>(2) the amount of the person's Certificate Fund needed to cancel any loan due; minus</li> <li>(3) the amount of the person's paid-up insurance under the Variable Universal Life Coverage purchased by using the person's Certificate Fund just after the Face Amount of Insurance ends.</li> </ol> <p>If the amount of a person's Face Amount of Insurance is reduced, not more than the amount of the reduction.</p> <p>But, if a person converts when extended death protection ends, the amount of that protection applies in place of the Face Amount of Insurance in (1) above.</p>

		<p>Or, if the Face Amount of Insurance ends because all Face Amount of Insurance of the Group Contract for your class ends, the total amount of individual insurance which you may get in place of all life insurance then ending for you under the Group Contract will not exceed the total amount of all life insurance then ending for that person under the Group Contract reduced by the sum of: (a) the amount of that person's Certificate Fund needed to cancel any loan due; (b) the amount of that person's paid-up insurance; and (c) the amount of group life insurance from any carrier for which that person is or becomes eligible within the next 45 days.</p> <p>Death During Conversion Period: The amount a person had a right to convert to an individual contract is included in the death benefit if the person dies:</p> <ol style="list-style-type: none"> <li>(1) Within 90 days after the person's Face Amount of Insurance ends; and</li> <li>(2) While the person has the right to convert the Face Amount of Insurance to an individual contract.</li> </ol> <p>It is included even if the person did not apply for conversion. But it is reduced by the amount of any extended death benefit protection which applies.</p> <p>Form: Any form of a life insurance contract that:</p> <ol style="list-style-type: none"> <li>(1) conforms to Title VII of the Civil Rights Act of 1964, as amended, having no distinction based on sex; and</li> <li>(2) is one that Prudential usually issues at the age and amount applied for.</li> </ol> <p>This does not include term insurance or a contract with disability or supplementary benefits. But, the person's Face Amount of Insurance ends because your membership in a Covered Class ends, the contract may be issued with preliminary term insurance which extends for not more than one year starting with its effective date.</p> <p>Premium: Based on Prudential's rate as it applies to the form and amount, and to the person's class of risk (other than gender) and age at the time.</p> <p>Effective Date: The day the person ceases to be insured for the Face Amount of Insurance or the person's amount of such insurance is reduced.</p>
--	--	---

## To Learn More About *Group Variable Universal Life*

---

The statement of additional information ("SAI") is legally a part of this prospectus, both of which are filed with the Securities and Exchange Commission ("SEC") under the Securities Act of 1933, Registration No. 333-01031. The SAI contains additional information about the Prudential Variable Contract Account GI-2. The SEC maintains a Web site (<http://www.sec.gov>) that contains the **Prudential Group Variable Universal Life** SAI, material incorporated by reference, and other information about us. Copies of this information may be obtained, upon payment of a duplicating fee, by electronic request at the following email address: [publicinfo@sec.gov](mailto:publicinfo@sec.gov).

You can call us at 1-800-562-9874 to ask us questions, request information about the Contract, and obtain copies of the SAI or other documents without charge. You can request a copy by writing to us at:

P.O. Box 8769  
Philadelphia, PA 19176-8769

Group Variable Universal Life Insurance (contract series 89759) is issued by The Prudential Insurance Company of America, 751 Broad Street, Newark, NJ 07102 and is distributed by Prudential Investment Management Services LLC (PIMS), 655 Broad Street, Newark, NJ 07102-4410, each being a Prudential Financial company and each is solely responsible for its financial condition and contractual obligation. Aon Insurance Services is the brand name for the brokerage and program administration operations of Affinity Insurance Services, Inc. (TX 13695) (AR 100106022); in CA & MN, AIS Affinity Insurance Agency, Inc. (CA 0795465); in OK, AIS Affinity Insurance Services Inc.; in CA, Aon Affinity Insurance Services, Inc. (CA 0G94493), Aon Direct Insurance Administrators, and Berkely Insurance Agency; and in NY, AIS Affinity Insurance Agency. Securities offered through Aon Securities LLC, Member FINRA/SIPC, 1100 Virginia Drive, Suite 250, Fort Washington, PA 19034-3278, 1-800-223-7473. The Plan Agent of the AICPA Insurance Trust is Aon Insurance Services. Aon Securities LLC and Aon Insurance Services are not affiliated with either Prudential or PIMS.



## **BNY Mellon Variable Investment Fund**

BNY Mellon Opportunistic Small Cap Portfolio  
(Initial Shares)

**BNY MELLON OPPORTUNISTIC SMALL CAP PORTFOLIO – APPENDIX 1**

# BNY Mellon Variable Investment Fund: Opportunistic Small Cap Portfolio



BNY MELLON  
INVESTMENT MANAGEMENT

Summary Prospectus | May 1, 2024

Initial Shares  
Service Shares

Before you invest, you may want to review the fund's prospectus, which contains more information about the fund and its risks. You can find the fund's prospectus and other information about the fund, including the statement of additional information and most recent reports to shareholders, online at [www.im.bnymellon.com/variable](http://www.im.bnymellon.com/variable). You can also get this information at no cost by calling 1-800-373-9387 (inside the U.S. only) or by sending an e-mail request to [info@bnymellon.com](mailto:info@bnymellon.com). The fund's prospectus and statement of additional information, dated May 1, 2024 (each as revised or supplemented), are incorporated by reference into this summary prospectus.

## Investment Objective

The fund seeks capital growth.

## Fees and Expenses

This table describes the fees and expenses that you may pay if you buy, hold and sell shares of the fund. **You may pay other fees, such as brokerage commissions and other fees to financial intermediaries, which are not reflected in the table and examples below.** These figures also do not reflect any fees or charges imposed by participating insurance companies under their Variable Annuity contracts (VA contracts) or Variable Life Insurance policies (VLI policies), and, if such fees and/or charges were included, the fees and expenses would be higher.

Annual Fund Operating Expenses (expenses that you pay each year as a percentage of the value of your investment)		
	Initial Shares	Service Shares
Management fees	.75	.75
Distribution and/or service (12b-1) fees	none	.25
Other expenses	.07	.07
Total annual fund operating expenses	.82	1.07

## Example

The Example is intended to help you compare the cost of investing in the fund with the cost of investing in other mutual funds. The Example assumes that you invest \$10,000 in the fund for the time periods indicated and then hold or redeem all of your shares at the end of those periods. The Example also assumes that your investment has a 5% return each year and that the fund's operating expenses remain the same. The Example does not reflect fees and expenses incurred under VA contracts and VLI policies; if they were reflected, the figures in the Example would be higher. Although your actual costs may be higher or lower, based on these assumptions your costs would be:

	1 Year	3 Years	5 Years	10 Years
Initial Shares	\$84	\$262	\$455	\$1,014
Service Shares	\$109	\$340	\$590	\$1,306

## Portfolio Turnover

The fund pays transaction costs, such as commissions, when it buys and sells securities (or "turns over" its portfolio). A higher portfolio turnover may indicate higher transaction costs. These costs, which are not reflected in annual fund operating expenses or in the Example, affect the fund's performance. During the most recent fiscal year, the fund's portfolio turnover rate was 33.58% of the average value of its portfolio.

## Principal Investment Strategy

To pursue its goal, the fund normally invests at least 80% of its net assets, plus any borrowings for investment purposes, in the stocks of small cap companies. The fund currently considers small cap companies to be those companies with market capitalizations that fall within the market capitalization range of companies comprising the Russell 2000<sup>®</sup> Index, the fund's benchmark index. As of February 29, 2024, the market capitalizations of the smallest and largest companies in the index were

approximately \$22 million and \$45.68 billion, respectively, and the weighted average and median market capitalizations of the index were approximately \$4.07 billion and \$936.0 million, respectively. Stocks are selected for the fund's portfolio based primarily on bottom-up fundamental analysis. The fund's sub-adviser, Newton Investment Management North America, LLC, an affiliate of BNY Mellon Investment Adviser, Inc., uses a disciplined investment process that relies, in general, on proprietary fundamental research and valuation. Generally, elements of the process include analysis of a company's business prospects, estimation of the company's value and the identification of events or a catalyst that could cause the estimated value of the company to change. In general, the fund seeks exposure to stocks and sectors that the fund's sub-adviser perceives to be attractive from a valuation and fundamental standpoint.

The fund typically sells a stock when, in the sub-adviser's view, it approaches intrinsic value, a significant deterioration of fundamental expectations develops, the revaluation catalyst becomes impaired or a better risk/reward opportunity is presented in the marketplace.

## Principal Risks

---

An investment in the fund is not a bank deposit. It is not insured or guaranteed by the Federal Deposit Insurance Corporation (FDIC) or any other government agency. It is not a complete investment program. The fund's share price fluctuates, sometimes dramatically, which means you could lose money.

- *Risks of stock investing.* Stocks generally fluctuate more in value than bonds and may decline significantly over short time periods. There is the chance that stock prices overall will decline because stock markets tend to move in cycles, with periods of rising prices and falling prices. The market value of a stock may decline due to general market conditions or because of factors that affect the particular company or the company's industry.
- *Small and midsize company risk.* Small and midsize companies carry additional risks because the operating histories of these companies tend to be more limited, their earnings and revenues less predictable (and some companies may be experiencing significant losses), and their share prices more volatile than those of larger, more established companies. The shares of smaller companies tend to trade less frequently than those of larger, more established companies, which can adversely affect the pricing of these securities and the fund's ability to sell these securities.
- *Growth and value stock risk.* By investing in a mix of growth and value companies, the fund assumes the risks of both. Investors often expect growth companies to increase their earnings at a certain rate. If these expectations are not met, investors can punish the stocks inordinately, even if earnings do increase. Value stocks involve the risk that they may never reach their expected full market value, either because the market fails to recognize the stock's intrinsic worth or the expected value was misgauged.
- *Market risk.* The value of the securities in which the fund invests may be affected by political, regulatory, economic and social developments, and developments that impact specific economic sectors, industries or segments of the market. In addition, turbulence in financial markets and reduced liquidity in equity, credit and/or fixed-income markets may negatively affect many issuers, which could adversely affect the fund. Global economies and financial markets are becoming increasingly interconnected, and conditions and events in one country, region or financial market may adversely impact issuers in a different country, region or financial market. These risks may be magnified if certain events or developments adversely interrupt the global supply chain; in these and other circumstances, such risks might affect companies world-wide.
- *Liquidity risk.* When there is little or no active trading market for specific types of securities, it can become more difficult to sell the securities in a timely manner at or near their perceived value. In such a market, the value of such securities and the fund's share price may fall dramatically. Investments that are illiquid or that trade in lower volumes may be more difficult to value.
- *Management risk.* The investment process used by the fund's sub-adviser could fail to achieve the fund's investment goal and cause your fund investment to lose value.

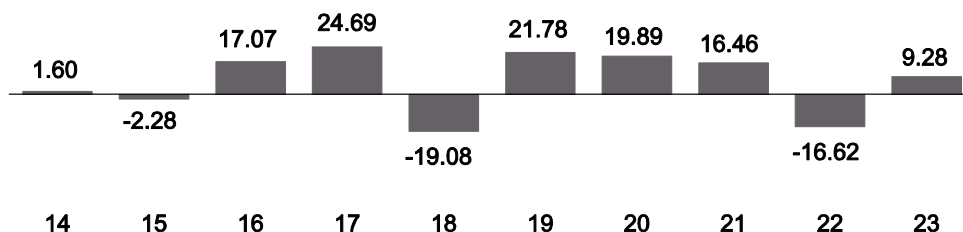
## Performance

---

The following bar chart and table provide some indication of the risks of investing in the fund. The bar chart shows changes in the performance of the fund's Initial shares from year to year. The table compares the average annual total returns of the fund's shares to those of a broad measure of market performance. The fund's past performance is not necessarily an indication of how the fund will perform in the future. Performance for each share class will vary due to differences in expenses. More recent performance information may be available at [www.im.bnymellon.com](http://www.im.bnymellon.com).

Performance information reflects the fund's expenses only and does not reflect the fees and charges imposed by participating insurance companies under their VA contracts or VLI policies. Because these fees and charges will reduce total return, policyowners should consider them when evaluating and comparing the fund's performance. Policyowners should consult the prospectus for their contract or policy for more information.

**Year-by-Year Total Returns** as of 12/31 each year (%)  
Initial Shares



*During the periods shown in the chart:*

**Best Quarter**  
Q2, 2020: 31.64%  
**Worst Quarter**  
Q1, 2020: -33.53%

**Average Annual Total Returns** (as of 12/31/23)

	1 Year	5 Years	10 Years
Initial Shares	9.28%	9.15%	6.15%
Service Shares	9.01%	8.88%	5.89%
Russell 2000® Index reflects no deductions for fees, expenses or taxes	16.93%	9.97%	7.16%

## Portfolio Management

The fund's investment adviser is BNY Mellon Investment Adviser, Inc. (BNYM Investment Adviser). BNYM Investment Adviser has engaged its affiliate, Newton Investment Management North America, LLC (NIMNA), to serve as the fund's sub-adviser.

Investment decisions for the fund are made by a team of investment professionals employed by NIMNA. The team members who are jointly and primarily responsible for managing the fund's portfolio are Patrick Kent, CFA, CMT and Andrew Leger. Mr. Kent has served as lead portfolio manager of the fund since March 2019. Mr. Leger has been a portfolio manager of the fund since September 2021. Mr. Kent is Head of Small Cap Equities and a portfolio manager at NIMNA. Mr. Leger is a portfolio manager at NIMNA.

## Purchase and Sale of Fund Shares

Fund shares are offered only to separate accounts established by insurance companies to fund VA contracts and VLI policies. Individuals may not purchase shares directly from, or place sell orders directly with, the fund. The VA contracts and the VLI policies are described in the separate prospectuses issued by the participating insurance companies, over which the fund assumes no responsibility. Policyowners should consult the prospectus of the separate account of the participating insurance company for more information about buying, selling (redeeming) or exchanging fund shares.

## Tax Information

The fund's distributions are taxable as ordinary income or capital gains. Since the fund's shareholders are the participating insurance companies and their separate accounts, the tax treatment of dividends and distributions will depend on the tax status of the participating insurance company. Accordingly, no discussion is included as to the federal personal income tax consequences to policyowners. For this information, policyowners should consult the prospectus of the separate account of the participating insurance company or their tax advisers.

## Payments to Broker-Dealers and Other Financial Intermediaries

If you purchase shares through a broker-dealer or other financial intermediary (such as an insurance company), the fund's distributor and its related companies may pay the intermediary for the sale of fund shares and related services. To the extent that the intermediary may receive lesser or no payments in connection with the sale of other investments, the payments from the fund's distributor and its related companies may create a potential conflict of interest by influencing the broker-dealer or other intermediary and your financial representative to recommend the fund over the other investments. This potential conflict of interest may be addressed by policies, procedures or practices adopted by the financial intermediary. As there may be many different policies, procedures or practices adopted by different intermediaries to address the manner in which compensation is earned through the sale of investments or the provision of related services, the compensation rates and other payment arrangements that may apply to a financial intermediary and its representatives may vary by intermediary. Ask your financial representative or visit your financial intermediary's website for more information.

*This prospectus does not constitute an offer or solicitation in any state or jurisdiction in which, or to any person to whom, such offering or solicitation may not lawfully be made.*

## **Deutsche DWS Variable Series II**

DWS High Income VIP  
(Class A Shares)

**DWS HIGH INCOME VIP – APPENDIX 2**





Summary Prospectus | May 1, 2024

# DWS High Income VIP

**Class A**

Before you invest, you may want to review the fund’s prospectus, which contains more information about the fund and its risks. You can find the fund’s prospectus, reports to shareholders, Statement of Additional Information and other information about the fund online at [dws.com/vipros](https://dws.com/vipros). You can also get this information at no cost by e-mailing a request to [service@dws.com](mailto:service@dws.com), calling (800) 728-3337 or by contacting your insurance company. The Prospectus and Statement of Additional Information, both dated May 1, 2024, as may be revised or supplemented from time to time, are incorporated by reference into this Summary Prospectus.

## INVESTMENT OBJECTIVE

The fund seeks to provide a high level of current income.

## FEES AND EXPENSES

This table describes the fees and expenses you may pay if you buy and hold shares of the fund. This information does not reflect fees associated with the separate account that invests in the fund or any variable life insurance policy or variable annuity contract for which the fund is an investment option. These fees will increase expenses.

### SHAREHOLDER FEES

(paid directly from your investment) None

### ANNUAL FUND OPERATING EXPENSES

(expenses that you pay each year as a % of the value of your investment)

Management fee	0.50
Distribution/service (12b-1) fees	None
Other expenses	0.40
Acquired funds fees and expenses	0.01
<b>Total annual fund operating expenses</b>	<b>0.91</b>
Fee waiver/expense reimbursement	0.21
<b>Total annual fund operating expenses after fee waiver/expense reimbursement</b>	<b>0.70</b>

The Advisor has contractually agreed through April 30, 2025 to waive its fees and/or reimburse certain operating expenses of the fund to the extent necessary to maintain the fund’s total annual operating expenses (excluding certain expenses such as extraordinary expenses, taxes, brokerage and interest expenses and acquired funds fees and expenses) at a ratio no higher than 0.69% for Class A shares. The agreement may only be terminated with the consent of the fund’s Board.

### EXAMPLE

This Example is intended to help you compare the cost of investing in the fund with the cost of investing in other mutual funds. The Example assumes that you invest

\$10,000 in the fund for the time periods indicated and then redeem all of your shares at the end of those periods. The Example also assumes that your investment has a 5% return each year and that the fund’s operating expenses (including one year of capped expenses in each period) remain the same. This example does not reflect any fees or sales charges imposed by a variable contract for which the fund is an investment option. If they were included, your costs would be higher.

Although your actual costs may be higher or lower, based on these assumptions your costs would be:

1 Year	3 Years	5 Years	10 Years
\$72	\$269	\$483	\$1,100

### PORTFOLIO TURNOVER

The fund pays transaction costs, such as commissions, when it buys and sells securities (or “turns over” its portfolio). A higher portfolio turnover may indicate higher transaction costs. These costs are not reflected in annual fund operating expenses or in the expense example, and can affect the fund’s performance. During the most recent fiscal year, the fund’s portfolio turnover rate was 62% of the average value of its portfolio.

### PRINCIPAL INVESTMENT STRATEGIES

**Main investments.** Under normal circumstances, the fund generally invests at least 65% of net assets, plus the amount of any borrowings for investment purposes, in junk bonds, which are those rated below the fourth highest credit rating category (that is, grade BB/Ba and below) or, if unrated, determined by the Advisor to be of similar quality. Compared to investment-grade debt securities, junk bonds generally pay higher yields, have higher volatility and higher risk of default on payments of interest and principal. The fund may invest up to 50% of total assets in bonds denominated in US dollars or foreign currencies from foreign issuers, including issuers in emerging markets. The fund invests in securities of varying maturities and intends to maintain a dollar-weighted effective

average portfolio maturity that will not exceed ten years. Subject to its portfolio maturity policy, the fund may purchase individual securities with any stated maturity. Because the fund may invest in fixed income securities of varying maturities, the fund's dollar-weighted average effective portfolio maturity will vary. As of February 29, 2024, the fund had a dollar-weighted average effective portfolio maturity of 4.15 years.

**Management process.** Portfolio management focuses on cash flow and total return analysis, and broad diversification among countries, sectors, industries and individual issuers and maturities. Portfolio management uses an active process that emphasizes relative value, managing on a total return basis, and intensive research to identify stable to improving credit situations that may provide yield compensation for the risk of investing in junk bonds.

Portfolio management utilizes primarily a bottom-up approach, where relative value and fundamental analysis are used to select securities within each industry, and a top-down approach to assess the overall risk and return in the market, including macroeconomic trends. Portfolio management also incorporates other considerations that it believes to be financially material, including environmental, social and governance (ESG) factors, independent credit research, management visits and conference calls, as part of its analysis and research process.

**Derivatives.** The fund may invest in derivatives, which are financial instruments whose performance is derived, at least in part, from the performance of an underlying asset, security or index. In particular, portfolio management may use credit default swaps to seek to increase the fund's income, to gain exposure to a bond issuer's credit quality characteristics without directly investing in the bond, or to hedge the risk of default on bonds held in the fund's portfolio. In addition, portfolio management may use forward currency contracts to hedge exposure to changes in foreign currency exchange rates on foreign currency denominated portfolio holdings or to facilitate transactions in foreign currency denominated securities.

The fund may also use other types of derivatives (i) for hedging purposes; (ii) for risk management; (iii) for non-hedging purposes to seek to enhance potential gains; or (iv) as a substitute for direct investment in a particular asset class or to keep cash on hand to meet shareholder redemptions.

**Securities lending.** The fund may lend securities (up to one-third of total assets) to approved institutions, such as registered broker-dealers, pooled investment vehicles, banks and other financial institutions. In connection with such loans, the fund receives liquid collateral in an amount that is based on the type and value of the securities being lent, with riskier securities generally requiring higher levels of collateral.

## MAIN RISKS

There are several risk factors that could hurt the fund's performance, cause you to lose money or cause the fund's performance to trail that of other investments. The fund may not achieve its investment objective, and is not intended to be a complete investment program. An investment in the fund is not a deposit of a bank and is not insured or guaranteed by the Federal Deposit Insurance Corporation or any other governmental agency.

**Credit risk.** The fund's performance could be hurt if an issuer of a debt security suffers an adverse change in financial condition that results in the issuer not making timely payments of interest or principal, a security downgrade or an inability to meet a financial obligation. Credit risk is greater for lower-rated securities.

Because the issuers of high yield debt securities, or junk bonds (debt securities rated below the fourth highest credit rating category), may be in uncertain financial health, the prices of their debt securities can be more vulnerable to bad economic news, or even the expectation of bad news, than investment-grade debt securities. Credit risk for high yield securities is greater than for higher-rated securities.

Because securities in default generally have missed one or more payments of interest and/or principal, an investment in such securities has an increased risk of loss. Issuers of securities in default have an increased likelihood of entering bankruptcy or beginning liquidation procedures which could impact the fund's ability to recoup its investment. Securities in default may be illiquid or trade in low volumes and thus may be difficult to value.

**High yield debt securities risk.** High yield debt securities, or junk bonds, are generally regarded as speculative with respect to the issuer's continuing ability to meet principal and interest payments. High yield debt securities' total return and yield may generally be expected to fluctuate more than the total return and yield of investment-grade debt securities. A real or perceived economic downturn or an increase in market interest rates could cause a decline in the value of high yield debt securities, result in increased redemptions and/or result in increased portfolio turnover, which could result in a decline in net asset value of the fund, reduce liquidity for certain investments and/or increase costs. High yield debt securities are often thinly traded and can be more difficult to sell and value accurately than investment-grade debt securities as there may be no established secondary market. Investments in high yield debt securities could increase liquidity risk for the fund. In addition, the market for high yield debt securities can experience sudden and sharp volatility which is generally associated more with investments in stocks.

**Interest rate risk.** When interest rates rise, prices of debt securities generally decline. The longer the duration of the fund's debt securities, the more sensitive the fund will be to interest rate changes. (As a general rule, a 1% rise in interest rates means a 1% fall in value for every year of

duration.) Interest rates can change in response to the supply and demand for credit, government and/or central bank monetary policy and action, inflation rates, and other factors. Recent and potential future changes in monetary policy made by central banks or governments are likely to affect the level of interest rates. Changing interest rates may have unpredictable effects on markets, may result in heightened market volatility and potential illiquidity and may detract from fund performance to the extent the fund is exposed to such interest rates and/or volatility. Rising interest rates could cause the value of the fund's investments — and therefore its share price as well — to decline. A rising interest rate environment may cause investors to move out of fixed-income securities and related markets on a large scale, which could adversely affect the price and liquidity of such securities and could also result in increased redemptions from the fund. Increased redemptions from the fund may force the fund to sell investments at a time when it is not advantageous to do so, which could result in losses. Beginning in 2022, the US Federal Reserve ("Fed") raised interest rates significantly in response to increased inflation. It is unclear if or when the Fed may begin to implement interest rate cuts, if rates will remain at current levels for a prolonged period or, if the Fed would consider additional rate increases, in the event inflationary pressures persist. As a result, fixed-income and related markets may experience heightened levels of interest rate volatility and liquidity risk.

**Prepayment and extension risk.** When interest rates fall, issuers of high interest debt obligations may pay off the debts earlier than expected (prepayment risk), and the fund may have to reinvest the proceeds at lower yields. When interest rates rise, issuers of lower interest debt obligations may pay off the debts later than expected (extension risk), thus keeping the fund's assets tied up in lower interest debt obligations. Ultimately, any unexpected behavior in interest rates could increase the volatility of the fund's share price and yield and could hurt fund performance.

**Foreign investment risk.** The fund faces the risks inherent in foreign investing. Adverse political, economic or social developments, as well as US and foreign government actions such as the imposition of tariffs, economic and trade sanctions or embargoes, could undermine the value of the fund's foreign investments, prevent the fund from realizing the full value of its foreign investments or prevent the fund from selling foreign securities it holds.

Financial reporting standards for companies based in foreign markets differ from those in the US. Additionally, foreign securities markets generally are smaller and less liquid than US markets. To the extent that the fund invests in non-US dollar denominated foreign securities, changes in currency exchange rates may affect the US dollar value of foreign securities or the income or gain received on these securities. In addition, because non-US markets may be open on days when the fund does not price its shares,

the value of the foreign securities in the fund's portfolio may change on days when shareholders will not be able to purchase or sell the fund's shares.

**Emerging markets risk.** Foreign investment risks are greater in emerging markets than in developed markets. Investments in emerging markets are often considered speculative.

**Security selection risk.** The securities in the fund's portfolio may decline in value. Portfolio management could be wrong in its analysis of industries, companies, economic trends, ESG factors, the relative attractiveness of different securities or other matters.

**Focus risk.** To the extent that the fund focuses its investments in particular industries, asset classes or sectors of the economy, any market price movements, regulatory or technological changes, or economic conditions affecting companies in those industries, asset classes or sectors may have a significant impact on the fund's performance. The fund may become more focused in particular industries, asset classes or sectors of the economy as a result of changes in the valuation of the fund's investments or fluctuations in the fund's assets, and the fund is not required to reduce such exposures under these circumstances.

**Market risk.** The market value of the securities in which the fund invests may be impacted by the prospects of individual issuers, particular sectors or governments and/or general economic conditions throughout the world due to increasingly interconnected global economies and financial markets.

**Market disruption risk.** Economies and financial markets throughout the world have become increasingly interconnected, which has increased the likelihood that events or conditions in one country or region will adversely impact markets or issuers in other countries or regions. This includes reliance on global supply chains that are susceptible to disruptions resulting from, among other things, war and other armed conflicts, extreme weather events, and natural disasters. Such supply chain disruptions can lead to, and have led to, economic and market disruptions that have far-reaching effects on financial markets worldwide. The value of the fund's investments may be negatively affected by adverse changes in overall economic or market conditions, such as the level of economic activity and productivity, unemployment and labor force participation rates, inflation or deflation (and expectations for inflation or deflation), interest rates, demand and supply for particular products or resources including labor, and debt levels and credit ratings, among other factors. Such adverse conditions may contribute to an overall economic contraction across entire economies or markets, which may negatively impact the profitability of issuers operating in those economies or markets. In addition, geopolitical and other globally interconnected occurrences, including war, terrorism, economic uncertainty or financial crises, contagion, trade disputes, government debt crises (including defaults or

downgrades) or uncertainty about government debt payments, government shutdowns, public health crises, natural disasters, supply chain disruptions, climate change and related events or conditions, have led, and in the future may lead, to disruptions in the US and world economies and markets, which may increase financial market volatility and have significant adverse direct or indirect effects on the fund and its investments. Adverse market conditions or disruptions could cause the fund to lose money, experience significant redemptions, and encounter operational difficulties. Although multiple asset classes may be affected by adverse market conditions or a particular market disruption, the duration and effects may not be the same for all types of assets.

Current military and other armed conflicts in various geographic regions, including those in Europe and the Middle East, can lead to, and have led to, economic and market disruptions, which may not be limited to the geographic region in which the conflict is occurring. Such conflicts can also result, and have resulted in some cases, in sanctions being levied by the United States, the European Union and/or other countries against countries or other actors involved in the conflict. In addition, such conflicts and related sanctions can adversely affect regional and global energy, commodities, financial and other markets and thus could affect the value of the fund's investments. The extent and duration of any military conflict, related sanctions and resulting economic and market disruptions are impossible to predict, but could be substantial.

Other market disruption events include pandemic spread of viruses, such as the novel coronavirus known as COVID-19, which have caused significant uncertainty, market volatility, decreased economic and other activity, increased government activity, including economic stimulus measures, and supply chain disruptions. While COVID-19 is no longer considered to be a public health emergency, the fund and its investments may be adversely affected by lingering effects of this virus or future pandemic spread of viruses.

In addition, markets are becoming increasingly susceptible to disruption events resulting from the use of new and emerging technologies to engage in cyber-attacks or to take over the websites and/or social media accounts of companies, governmental entities or public officials, or to otherwise pose as or impersonate such, which then may be used to disseminate false or misleading information that can cause volatility in financial markets or for the stock of a particular company, group of companies, industry or other class of assets.

Adverse market conditions or particular market disruptions, such as those discussed above, may magnify the impact of each of the other risks described in this "MAIN RISKS" section and may increase volatility in one or more markets in which the fund invests leading to the potential for greater losses for the fund.

**Inflation risk.** Inflation risk is the risk that the real value of certain assets or real income from investments (the value of such assets or income after accounting for inflation) will be less in the future as inflation decreases the value of money. Inflation, and investors' expectation of future inflation, can impact the current value of the fund's portfolio, resulting in lower asset values and losses to shareholders. This risk may be elevated compared to historical market conditions and could be impacted by monetary policy measures and the current interest rate environment.

**Derivatives risk.** Derivatives involve risks different from, and possibly greater than, the risks associated with investing directly in securities and other more traditional investments. Risks associated with derivatives may include the risk that the derivative is not well correlated with the underlying asset, security or index to which it relates; the risk that derivatives may result in losses or missed opportunities; the risk that the fund will be unable to sell the derivative because of an illiquid secondary market; the risk that a counterparty is unwilling or unable to meet its obligation, which risk may be heightened in derivative transactions entered into "over-the-counter" (i.e., not on an exchange or contract market); and the risk that the derivative transaction could expose the fund to the effects of leverage, which could increase the fund's exposure to the market and magnify potential losses.

**Counterparty risk.** A financial institution or other counterparty with whom the fund does business, or that underwrites, distributes or guarantees any investments or contracts that the fund owns or is otherwise exposed to, may decline in financial health and become unable to honor its commitments. This could cause losses for the fund or could delay the return or delivery of collateral or other assets to the fund.

**Liquidity risk.** In certain situations, it may be difficult or impossible to sell an investment and/or the fund may sell certain investments at a price or time that is not advantageous in order to meet redemption requests or other cash needs. Unusual market conditions, such as an unusually high volume of redemptions or other similar conditions could increase liquidity risk for the fund, and in extreme conditions, the fund could have difficulty meeting redemption requests.

**Pricing risk.** If market conditions make it difficult to value some investments, the fund may value these investments using more subjective methods, such as fair value pricing. In such cases, the value determined for an investment could be different from the value realized upon such investment's sale. As a result, you could pay more than the market value when buying fund shares or receive less than the market value when selling fund shares.

**Securities lending risk.** Securities lending involves the risk that the fund may lose money because the borrower of the loaned securities fails to return the securities in a timely manner or at all. A delay in the recovery of loaned securities could interfere with the fund's ability to vote

proxies or settle transactions. Delayed settlement may limit the ability of the fund to reinvest the proceeds of a sale of securities or prevent the fund from selling securities at times and prices it considers desirable. The fund could also lose money in the event of a decline in the value of the collateral provided for the loaned securities, or a decline in the value of any investments made with cash collateral or even a loss of rights in the collateral should the borrower of the securities fail financially while holding the securities.

**Operational and technology risk.** Cyber-attacks, disruptions or failures that affect the fund's service providers or counterparties, issuers of securities held by the fund, or other market participants may adversely affect the fund and its shareholders, including by causing losses for the fund or impairing fund operations. For example, the fund's or its service providers' assets or sensitive or confidential information may be misappropriated, data may be corrupted and operations may be disrupted (e.g., cyber-attacks, operational failures or broader disruptions may cause the release of private shareholder information or confidential fund information, interfere with the processing of shareholder transactions, impact the ability to calculate the fund's net asset value and impede trading). Market events and disruptions also may trigger a volume of transactions that overloads current information technology and communication systems and processes, impacting the ability to conduct the fund's operations.

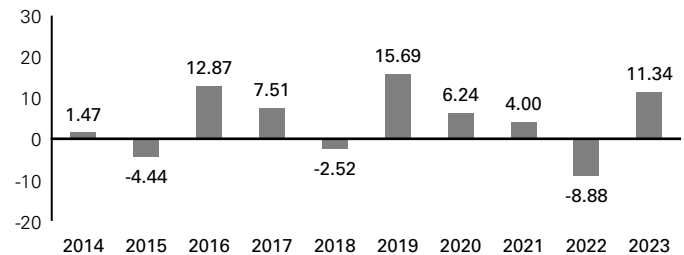
While the fund and its service providers may establish business continuity and other plans and processes that seek to address the possibility of and fallout from cyber-attacks, disruptions or failures, there are inherent limitations in such plans and systems, including that they do not apply to third parties, such as fund counterparties, issuers of securities held by the fund or other market participants, as well as the possibility that certain risks have not been identified or that unknown threats may emerge in the future and there is no assurance that such plans and processes will be effective. Among other situations, disruptions (for example, pandemics or health crises) that cause prolonged periods of remote work or significant employee absences at the fund's service providers could impact the ability to conduct the fund's operations. In addition, the fund cannot directly control any cybersecurity plans and systems put in place by its service providers, fund counterparties, issuers of securities held by the fund or other market participants.

## PAST PERFORMANCE

How a fund's returns vary from year to year can give an idea of its risk; so can comparing fund performance to overall market performance (as measured by an appropriate market index). Past performance may not indicate future results. All performance figures below assume that dividends and distributions were reinvested. For more recent performance figures, go to [dws.com](http://dws.com) (the Web site

does not form a part of this prospectus) or call the telephone number included in this prospectus. This information does not reflect fees associated with the separate account that invests in the fund or any variable life insurance policy or variable annuity contract for which the fund is an investment option. These fees will reduce returns.

## CALENDAR YEAR TOTAL RETURNS (%) (CLASS A)



	Returns	Period ending
<b>Best Quarter</b>	8.55%	June 30, 2020
<b>Worst Quarter</b>	-11.56%	March 31, 2020
<b>Year-to-Date</b>	1.24%	March 31, 2024

## AVERAGE ANNUAL TOTAL RETURNS

(For periods ended 12/31/2023 expressed as a %)

	Class Inception	1 Year	5 Years	10 Years
<b>Class A Before Taxes</b>	4/6/1982	11.34	5.34	4.05
<b>ICE BofA US HighYield Index</b> (reflects no deductions for fees, expenses, or taxes)		13.47	5.19	4.51

## MANAGEMENT

### Investment Advisor

DWS Investment Management Americas, Inc.

### Portfolio Manager(s)

**Gary Russell, CFA, Head of Investment Strategy Fixed Income.** Portfolio Manager of the fund. Began managing the fund in 2006.

**Thomas R. Bouchard, Senior Portfolio Manager & Team Lead Fixed Income.** Portfolio Manager of the fund. Began managing the fund in 2016.

**Sarah Rowin, CFA, Senior Portfolio Manager & Team Lead Fixed Income.** Portfolio Manager of the fund. Began managing the fund in 2023.

**Nick Soroka, Senior Portfolio Manager Fixed Income.** Portfolio Manager of the fund. Began managing the fund in 2023.

**Kirk Maurer, CFA, Portfolio Manager Fixed Income.** Portfolio Manager of the fund. Began managing the fund in 2023.

## **PURCHASE AND SALE OF FUND SHARES**

**The fund is intended for use in a variable insurance product.** You should contact the sponsoring insurance company for information on how to purchase and sell shares of the fund.

## **TAX INFORMATION**

The fund normally distributes its net investment income and realized capital gains, if any, to its shareholders, the separate accounts of participating insurance companies. These distributions may not be taxable to the holders of variable annuity contracts and variable life insurance policies. For information concerning the federal income tax consequences for the holders of such contracts or policies, holders should consult the prospectus used in connection with the issuance of their particular contracts or policies.

## **PAYMENTS TO FINANCIAL INTERMEDIARIES**

If you purchase shares of the fund through selected affiliated and unaffiliated brokers, dealers, participating insurance companies or other financial intermediaries, the fund, the Advisor, and/or the Advisor's affiliates, may pay the financial intermediary for the sale of fund shares and related services. These payments may create a conflict of interest by influencing the financial intermediary and your salesperson to recommend the fund over another investment. Ask your salesperson or visit your insurance company's Web site for more information.

**Franklin Templeton**  
**Variable Insurance Products Trust**

Templeton Developing Markets VIP Fund  
(Class 2 Shares)





## SUMMARY PROSPECTUS

# TEMPLETON DEVELOPING MARKETS VIP FUND

Franklin Templeton Variable Insurance Products Trust  
Class 1, 2 and 4

May 1, 2024



**FRANKLIN  
TEMPLETON**

Before you invest, you may want to review the Fund's prospectus, which contains more information about the Fund and its risks. You can find the Fund's prospectus, statement of additional information, reports to shareholders and other information about the Fund online at [www.franklintempleton.com/ftvipfunds](http://www.franklintempleton.com/ftvipfunds). You can also get this information at no cost by calling 1-888-FRANKLIN or by sending an e-mail request to [FTVIPTprospectus@franklintempleton.com](mailto:FTVIPTprospectus@franklintempleton.com). The Fund's prospectus and statement of additional information, both dated May 1, 2024, as may be amended from time to time, are incorporated by reference into this Summary prospectus, which means that they are legally a part of this Summary prospectus. Shares of the insurance funds of Franklin Templeton Variable Insurance Products Trust are not offered to the public; they are offered and sold only to: (1) insurance company separate accounts to serve as the underlying investment vehicles for variable contracts; (2) certain qualified plans; and (3) other mutual funds (fund of funds). This Summary prospectus is not intended for use by other investors. Please check with your insurance company for availability. Please read this Summary prospectus together with your variable annuity or variable life insurance product prospectus.

[Click to view the fund's prospectus or view the statement of additional information.](#)

# TEMPLETON DEVELOPING MARKETS VIP FUND

## Investment Goal

Long-term capital appreciation.

	1 Year	3 Years	5 Years	10 Years
<b>Class 1</b>	\$112	\$352	\$611	\$1,352
<b>Class 2</b>	\$137	\$430	\$744	\$1,635
<b>Class 4</b>	\$148	\$461	\$797	\$1,746

## Fees and Expenses of the Fund

This table describes the fees and expenses that you may pay if you buy, hold and sell shares of the Fund. **The table and the example do not include any fees or sales charges imposed by variable insurance contracts, qualified retirement plans or funds of funds.** If they were included, your costs would be higher.

### Annual Fund Operating Expenses

(expenses that you pay each year as a percentage of the value of your investment)

	Class 1	Class 2	Class 4
Management fees	1.05%	1.05%	1.05%
Distribution and service (12b-1) fees	None	0.25%	0.35%
Other expenses	0.05%	0.05%	0.05%
Acquired fund fees and expenses	0.01%	0.01%	0.01%
Total annual Fund operating expenses <sup>1</sup>	1.11%	1.36%	1.46%
Fee waiver and/or expense reimbursement <sup>2</sup>	-0.01%	-0.01%	-0.01%
<b>Total annual Fund operating expenses after fee waiver and/or expense reimbursement</b>	<b>1.10%</b>	<b>1.35%</b>	<b>1.45%</b>

<sup>1</sup> Total annual Fund operating expenses differ from the ratio of expenses to average net assets shown in the Financial Highlights, which reflect the operating expenses of the Fund and do not include acquired fund fees and expenses.

<sup>2</sup> The investment manager has agreed to reduce its fees to reflect reduced services resulting from the Fund's investments in Franklin Templeton affiliated funds.

### Example

This Example is intended to help you compare the cost of investing in the Fund with the cost of investing in other mutual funds. The Example assumes that you invest \$10,000 in the Fund for the time periods indicated and then redeem all of your shares at the end of the period. The Example also assumes that your investment has a 5% return each year and that the Fund's operating expenses remain the same. The Example reflects adjustments made to the Fund's operating expenses due to the fee waivers and/or expense reimbursements by management for the 1 Year numbers only. Although your actual costs may be higher or lower, based on these assumptions your costs would be:

## Portfolio Turnover

The Fund pays transaction costs, such as commissions, when it buys and sells securities (or "turns over" its portfolio). A higher portfolio turnover rate may indicate higher transaction costs. These costs, which are not reflected in annual Fund operating expenses or in the Example, affect the Fund's performance. During the most recent fiscal year, the Fund's portfolio turnover rate was 25.99% of the average value of its portfolio.

## Principal Investment Strategies

Under normal market conditions, the Fund invests at least 80% of its net assets in emerging markets investments. Developing market countries include those currently considered to be developing or emerging by the United Nations or the countries' authorities or by S&P Dow Jones, Morgan Stanley Capital International or Russell index providers. The Fund considers frontier markets to be a subset of developing markets and any investments in frontier markets will be counted toward the Fund's 80% investment policy. These countries typically are located in the Asia-Pacific region (including Hong Kong), Eastern Europe, Central and South America, the Middle East and Africa.

The Fund invests primarily in equity securities of developing market companies, principally common and preferred stock and American, Global and European Depositary Receipts. The Fund is a "non-diversified" fund, which means it generally invests a greater proportion of its assets in the securities of one or more issuers and invests overall in a smaller number of issuers than a diversified fund.

The Fund's investments in equity securities may include investments in the securities of companies of any capitalization, including a portion in small and mid-capitalization companies. The Fund, from time to time, may have significant investments in one or more countries, such as China or South Korea, or in particular industries or sectors. In addition to the Fund's main investments, the Fund may invest up to 20% of its net assets in the securities of issuers in developed market countries. Investments in Chinese companies also may be made through a special structure known as a variable interest entity (VIE) that is designed to provide foreign investors with exposure to

Click to view the fund's prospectus or view the statement of additional information.

Chinese companies that operate in certain sectors in which China restricts or prohibits foreign investments.

When choosing equity investments for the Fund, the investment manager applies a fundamental research-driven, long-term approach, focusing on companies with sustainable earnings power that are trading at a discount to intrinsic worth. In assessing individual investment opportunities, the investment manager considers a variety of factors, including a company's profit and loss outlook, balance sheet strength, cash flow trends and asset value in relation to the current price of the company's securities. The investment manager also focuses on incorporating environmental, social and governance (ESG) factors throughout the investment process, including the Fund's security-selection and portfolio construction process.

The Fund focuses on companies with appropriate and/or good management of material ESG issues, and in analyzing ESG factors, the investment manager conducts a materiality-based ESG assessment through both in-depth research and engagement with companies as appropriate to assess how a company's practices are aimed at improving or maintaining the ESG footprint of its operating model. The following provides examples of ESG elements that can be taken into consideration when assessing a company:

- Environmental considerations, which can include issues such as resource efficiency, carbon emissions management, waste prevention and recycling and pollution prevention and control.
- Social considerations, which can include issues such as labor standards, fair wages, diversity and gender balance, health and safety practices and product safety.
- Governance considerations, which can include issues such as appropriate accounting practices, alignment of interests, board effectiveness, capital allocation, shareholder rights and quality of disclosures.

In addition, the investment manager assesses the potential for improvement through the Fund's engagement as an active owner. These are targeted engagements with specific goals and objectives based on scope for improvement. The investment manager seeks companies that are good or improving stewards aligned with shareholder interest and the investment manager's governance assessment includes regular dialogue with companies, monitoring material ESG issues and voting proxies.

The Fund also applies specific ESG exclusions, including companies which, according to the investment manager's analysis:

- repeatedly and/or seriously violate the United Nations Global Compact Principles;
- manufacture nuclear or controversial weapons defined as anti-personnel mines, biological & chemical weaponry, depleted uranium and cluster munitions or those that manufacture components intended for use in such weapons (companies that derive more than 5%

revenue from any other weapons are also to be excluded);

- derive more than 25% of their revenue from thermal coal extraction; or
- manufacture tobacco or tobacco products.

In certain circumstances, there may be times when not every investment is assessed for ESG factors and, when they are, not every ESG factor may be identified or evaluated.

The investment manager may consider selling an equity security when it believes the security has become overvalued due to either its price appreciation or changes in the company's fundamentals, when there is significant deterioration of its ESG factors, or when the investment manager believes another security is a more attractive investment opportunity.

## Principal Risks

You could lose money by investing in the Fund. Mutual fund shares are not deposits or obligations of, or guaranteed or endorsed by, any bank, and are not insured by the Federal Deposit Insurance Corporation, the Federal Reserve Board, or any other agency of the U.S. government.

**Market:** The market values of securities or other investments owned by the Fund will go up or down, sometimes rapidly or unpredictably. The market value of a security or other investment may be reduced by market activity or other results of supply and demand unrelated to the issuer. This is a basic risk associated with all investments. When there are more sellers than buyers, prices tend to fall. Likewise, when there are more buyers than sellers, prices tend to rise.

Stock prices tend to go up and down more dramatically than those of debt securities. A slower-growth or recessionary economic environment could have an adverse effect on the prices of the various stocks held by the Fund.

**Foreign Securities (non-U.S.):** Investing in foreign securities typically involves more risks than investing in U.S. securities, and includes risks associated with: (i) internal and external political and economic developments – e.g., the political, economic and social policies and structures of some foreign countries may be less stable and more volatile than those in the U.S. or some foreign countries may be subject to trading restrictions or economic sanctions; diplomatic and political developments could affect the economies, industries, and securities and currency markets of the countries in which the Fund is invested, which can include rapid and adverse political changes; social instability; regional conflicts; sanctions imposed by the United States, other nations or other governmental entities, including supranational entities; terrorism; and war; (ii) trading practices – e.g., government supervision and regulation of foreign securities and currency markets, trading systems and brokers may be less than in the U.S.; (iii) availability of information – e.g., foreign issuers may not be subject to the

[Click to view the fund's prospectus or view the statement of additional information.](#)

same disclosure, accounting and financial reporting standards and practices as U.S. issuers; (iv) limited markets – e.g., the securities of certain foreign issuers may be less liquid (harder to sell) and more volatile; and (v) currency exchange rate fluctuations and policies – e.g., fluctuations may negatively affect investments denominated in foreign currencies and any income received or expenses paid by the Fund in that foreign currency. The risks of foreign investments may be greater in developing or emerging market countries.

**China companies:** There are special risks associated with investments in China, including expropriation, confiscatory taxation, nationalization and exchange control regulations (including currency blockage). Heightened geopolitical risks and adverse Government policies can have an impact on Chinese companies. In addition, investments in Taiwan and Hong Kong (Greater China) could be adversely affected by their political and economic relationship with China. Chinese companies with securities listed on U.S. securities exchanges, including those that utilize VIE structures, may be delisted if they do not meet U.S. accounting standards and auditor oversight requirements, which could significantly decrease the liquidity and value of such investments. In addition, the standards for environmental, social and corporate governance matters in Greater China tend to be lower than such standards in more developed economies. There may be significant obstacles to obtaining information necessary for investigations into or litigation against companies located in or operating in China and shareholders may have limited legal remedies.

Trade disputes and the imposition of tariffs on goods and services can affect the economies of countries in which the Fund invests, particularly those countries with large export sectors, as well as the global economy. Trade disputes can result in increased costs of production and reduced profitability for non-export-dependent companies that rely on imports to the extent a country engages in retaliatory tariffs. Trade disputes may also lead to increased currency exchange rate volatility.

Certain investments in Chinese companies are made through a special structure known as a VIE. In a VIE structure, foreign investors, such as the Fund, will only own stock in a shell company rather than directly in the VIE, which must be owned by Chinese nationals (and/or Chinese companies) to obtain the licenses and/or assets required to operate in a restricted or prohibited sector in China. The value of the shell company is derived from its ability to consolidate the VIE into its financials pursuant to contractual arrangements that allow the shell company to exert a degree of control over, and obtain economic benefits arising from, the VIE without formal legal ownership. While VIEs are a longstanding industry practice and are well known by Chinese officials and regulators, the structure historically has not been formally recognized under Chinese law and it is uncertain whether Chinese officials or regulators will withdraw their implicit acceptance of the structure. It is also uncertain whether the contractual arrangements, which may be subject to conflicts of interest between the legal owners

of the VIE and foreign investors, would be enforced by Chinese courts or arbitration bodies. Prohibitions of these structures by the Chinese government, or the inability to enforce such contracts, from which the shell company derives its value, would likely cause the VIE-structured holding(s) to suffer significant, detrimental, and possibly permanent losses, and in turn, adversely affect the Fund's returns and net asset value.

**South Korean securities:** Investments in South Korean securities may subject the Fund to legal, regulatory, political, currency, security, and economic risks that are specific to South Korea. In addition, economic and political developments of South Korea's neighbors or potential hostilities with North Korea may have an adverse effect on the South Korean economy.

**Developing Market Countries:** The Fund's investments in securities of issuers in developing market countries are subject to all of the risks of foreign investing generally, and have additional heightened risks due to a lack of established legal, political, business and social frameworks to support securities markets, including: delays in settling portfolio securities transactions; currency and capital controls; greater sensitivity to interest rate changes; pervasiveness of corruption and crime; currency exchange rate volatility; and inflation, deflation or currency devaluation.

The risks of investing in traditional developing markets are magnified in frontier markets countries (which are a subset of developing markets countries) because they generally have smaller economies and less developed capital markets than in traditional developing markets.

**Focus:** To the extent that the Fund focuses on particular countries, regions, industries, sectors or types of investments from time to time, the Fund may be subject to greater risks of adverse developments in such areas of focus than a fund that invests in a wider variety of countries, regions, industries, sectors or investments.

**Small and Mid Capitalization Companies:** Securities issued by small and mid capitalization companies may be more volatile in price than those of larger companies and may involve substantial risks. Such risks may include greater sensitivity to economic conditions, less certain growth prospects, lack of depth of management and funds for growth and development, and limited or less developed product lines and markets. In addition, small and mid capitalization companies may be particularly affected by interest rate increases, as they may find it more difficult to borrow money to continue or expand operations, or may have difficulty in repaying any loans. The markets for securities issued by small and mid capitalization companies also tend to be less liquid than the markets for securities issued by larger companies.

**Non-Diversification:** Because the Fund is non-diversified, it may be more sensitive to economic, business, political or other changes affecting individual issuers or investments than a diversified fund, which may negatively impact the

[Click to view the fund's prospectus or view the statement of additional information.](#)

Fund's performance and result in greater fluctuation in the value of the Fund's shares.

**Value Style Investing:** A value stock may not increase in price as anticipated by the investment manager if other investors fail to recognize the company's value and bid up the price, the markets favor faster-growing companies, or the factors that the investment manager believes will increase the price of the security do not occur or do not have the anticipated effect.

**Management:** The Fund is subject to management risk because it is an actively managed investment portfolio. The Fund's investment manager applies investment techniques and risk analyses in making investment decisions for the Fund, but there can be no guarantee that these decisions will produce the desired results.

**ESG Considerations:** ESG considerations are one of a number of factors that the investment manager examines when considering investments for the Fund's portfolio. In light of this, the issuers in which the Fund invests may not be considered ESG-focused issuers and may have lower or adverse ESG assessments. Consideration of ESG factors may affect the Fund's exposure to certain issuers or industries and may not work as intended. In addition, ESG considerations assessed as part of the Fund's investment process may vary across types of eligible investments and issuers. In certain circumstances, there may be times when not every investment is assessed for ESG factors and, when they are, not every ESG factor may be identified or evaluated. The investment manager's assessment of an issuer's ESG factors is subjective and will likely differ from that of investors, third party service providers (e.g., ratings providers) and other funds. As a result, securities selected by the investment manager may not reflect the beliefs and values of any particular investor. The investment manager also may be dependent on the availability of timely, complete and accurate ESG data reported by issuers and/or third-party research providers, the timeliness, completeness and accuracy of which is out of the investment manager's control. ESG factors are often not uniformly measured or defined, which could impact the investment manager's ability to assess an issuer. While the investment manager views ESG considerations as having the potential to contribute to the Fund's long-term performance, there is no guarantee that such results will be achieved.

**Cybersecurity:** Cybersecurity incidents, both intentional and unintentional, may allow an unauthorized party to gain access to Fund assets, Fund or customer data (including private shareholder information), or proprietary information, cause the Fund, the investment manager, and/or their service providers (including, but not limited to, Fund accountants, custodians, sub-custodians, transfer agents and financial intermediaries) to suffer data breaches, data corruption or loss of operational functionality or prevent Fund investors from purchasing, redeeming or exchanging shares or receiving distributions. The investment manager has limited ability to prevent or mitigate cybersecurity incidents affecting third party service providers, and such third party

service providers may have limited indemnification obligations to the Fund or the investment manager. Cybersecurity incidents may result in financial losses to the Fund and its shareholders, and substantial costs may be incurred in an effort to prevent or mitigate future cybersecurity incidents. Issuers of securities in which the Fund invests are also subject to cybersecurity risks, and the value of these securities could decline if the issuers experience cybersecurity incidents.

Because technology is frequently changing, new ways to carry out cyber attacks are always developing. Therefore, there is a chance that some risks have not been identified or prepared for, or that an attack may not be detected, which puts limitations on the Fund's ability to plan for or respond to a cyber attack. Like other funds and business enterprises, the Fund, the investment manager, and their service providers are subject to the risk of cyber incidents occurring from time to time.

[Click to view the fund's prospectus or view the statement of additional information.](#)

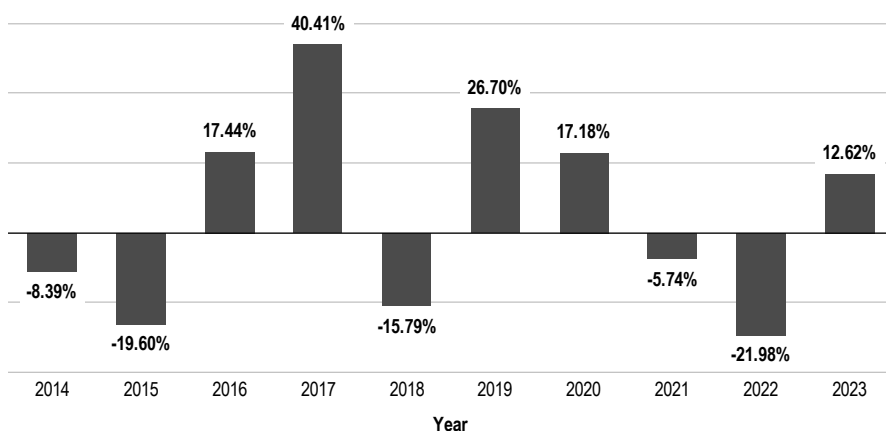
## Performance

The following bar chart and table provide some indication of the risks of investing in the Fund. The bar chart shows changes in the Fund's performance from year to year for Class 2 shares. The table shows how the Fund's average annual returns for 1 year, 5 years, 10 years or since inception, as applicable, compare with those of a broad measure of market performance. The Fund's past

performance is not necessarily an indication of how the Fund will perform in the future.

Performance reflects all Fund expenses but does not include any fees or sales charges imposed by variable insurance contracts, qualified plans or funds of funds. If they had been included, the returns shown below would be lower. Investors should consult the variable insurance contract prospectus, or the disclosure documents for qualified plans or funds of funds for more information.

### Class 2 Annual Total Returns



Best Quarter:	2020, Q2	19.74%
Worst Quarter:	2020, Q1	-25.68%

### Average Annual Total Returns

For periods ended December 31, 2023

	1 Year	5 Years	10 Years
Templeton Developing Markets VIP Fund - Class 1	12.77%	4.45%	2.58%
Templeton Developing Markets VIP Fund - Class 2	12.62%	4.22%	2.32%
Templeton Developing Markets VIP Fund - Class 4	12.54%	4.11%	2.22%
MSCI Emerging Markets Index-NR (index reflects no deduction for fees, expenses or taxes but are net of dividend tax withholding)	9.83%	3.69%	2.66%

[Click to view the fund's prospectus or view the statement of additional information.](#)

## Investment Manager

Templeton Asset Management Ltd. (Asset Management)

## Sub-Advisor

Franklin Templeton Investment Management Limited (FTIML or investment manager)

## Portfolio Managers

### **Chetan Sehgal, CFA**

Director of Global Emerging Markets/Small Cap Strategies of Templeton Emerging Markets Group and portfolio manager of Asset Management and portfolio manager of the Fund since 2017.

### **Andrew Ness, ASIP**

Portfolio Manager of FTIML and portfolio manager of the Fund since 2020.

## Purchase and Sale of Fund Shares

Shares of the Fund are sold to insurance companies' separate accounts (Insurers) to fund variable annuity or variable life insurance contracts and to qualified plans. Insurance companies offer variable annuity and variable life insurance products through separate accounts. Shares of the Fund may also be sold to other mutual funds, either as underlying funds in a fund of funds or in other structures. In addition, Fund shares are held by a limited number of Insurers, qualified retirement plans and, when applicable, funds of funds. Substantial withdrawals by one or more Insurers, qualified retirement plans or funds of funds could reduce Fund assets, causing total Fund expenses to become higher than the numbers shown in the fees and expenses table above.

The terms of the offering of interests in separate accounts are included in the variable annuity or variable life insurance product prospectus. The terms of offerings of funds of funds are included in those funds' prospectuses. The terms of offering of qualified retirement plans are described in their disclosure documents. Investors should consult the variable contract prospectus, fund of fund prospectus, or plan disclosure documents for more information on fees and expenses imposed by variable insurance contracts, funds of funds or qualified retirement plans, respectively.

## Taxes

Because shares of the Fund are generally purchased through variable annuity contracts or variable life insurance

contracts, the Fund's distributions (which the Fund expects, based on its investment goals and strategies to consist of ordinary income, capital gains or some combination of both) will be exempt from current taxation if left to accumulate within the variable contract. You should refer to your contract prospectus for more information on these tax consequences.

## Payments to Sponsoring Insurance Companies and Other Financial Intermediaries

The Fund or its distributor (and related companies) may pay broker/dealers or other financial intermediaries (such as banks and insurance companies, or their related companies) for the sale and retention of variable contracts which offer Fund shares and/or for other services. These payments may create a conflict of interest for an intermediary or be a factor in the insurance company's decision to include the Fund as an investment option in its variable contract. For more information, ask your insurance company or financial advisor, visit your insurance company's or intermediary's website, or consult the Contract prospectus or this Fund prospectus.

[Click to view the fund's prospectus or view the statement of additional information.](#)





**Franklin Templeton**  
**Variable Insurance Products Trust**

Templeton Foreign VIP Fund  
(Class 2 Shares)



## SUMMARY PROSPECTUS

# TEMPLETON FOREIGN VIP FUND

Franklin Templeton Variable Insurance Products Trust  
Class 1, 2 and 4  
May 1, 2024



**FRANKLIN  
TEMPLETON**

Before you invest, you may want to review the Fund's prospectus, which contains more information about the Fund and its risks. You can find the Fund's prospectus, statement of additional information, reports to shareholders and other information about the Fund online at [www.franklintempleton.com/ftvipfunds](http://www.franklintempleton.com/ftvipfunds). You can also get this information at no cost by calling 1-888-FRANKLIN or by sending an e-mail request to [FTVIPTprospectus@franklintempleton.com](mailto:FTVIPTprospectus@franklintempleton.com). The Fund's prospectus and statement of additional information, both dated May 1, 2024, as may be amended from time to time, are incorporated by reference into this Summary prospectus, which means that they are legally a part of this Summary prospectus. Shares of the insurance funds of Franklin Templeton Variable Insurance Products Trust are not offered to the public; they are offered and sold only to: (1) insurance company separate accounts to serve as the underlying investment vehicles for variable contracts; (2) certain qualified plans; and (3) other mutual funds (fund of funds). This Summary prospectus is not intended for use by other investors. Please check with your insurance company for availability. Please read this Summary prospectus together with your variable annuity or variable life insurance product prospectus.

[Click to view the fund's prospectus](#) or [view the statement of additional information](#).

# TEMPLETON FOREIGN VIP FUND

## Investment Goal

Long-term capital growth.

	1 Year	3 Years	5 Years	10 Years
<b>Class 1</b>	\$84	\$266	\$464	\$1,036
<b>Class 2</b>	\$109	\$344	\$599	\$1,327
<b>Class 4</b>	\$119	\$376	\$653	\$1,443

## Fees and Expenses of the Fund

This table describes the fees and expenses that you may pay if you buy, hold and sell shares of the Fund. **The table and the example do not include any fees or sales charges imposed by variable insurance contracts, qualified retirement plans or funds of funds.** If they were included, your costs would be higher.

### Annual Fund Operating Expenses

(expenses that you pay each year as a percentage of the value of your investment)

	Class 1	Class 2	Class 4
Management fees	0.79%	0.79%	0.79%
Distribution and service (12b-1) fees	None	0.25%	0.35%
Other expenses	0.03%	0.03%	0.03%
Acquired fund fees and expenses	0.02%	0.02%	0.02%
Total annual Fund operating expenses <sup>1</sup>	0.84%	1.09%	1.19%
Fee waiver and/or expense reimbursement <sup>2</sup>	-0.02%	-0.02%	-0.02%
<b>Total annual Fund operating expenses after fee waiver and/or expense reimbursement</b>	<b>0.82%</b>	<b>1.07%</b>	<b>1.17%</b>

<sup>1</sup> Total annual Fund operating expenses differ from the ratio of expenses to average net assets shown in the Financial Highlights, which reflect the operating expenses of the Fund and do not include acquired fund fees and expenses.

<sup>2</sup> The investment manager has agreed to reduce its fees to reflect reduced services resulting from the Fund's investments in Franklin Templeton affiliated funds.

### Example

This Example is intended to help you compare the cost of investing in the Fund with the cost of investing in other mutual funds. The Example assumes that you invest \$10,000 in the Fund for the time periods indicated and then redeem all of your shares at the end of the period. The Example also assumes that your investment has a 5% return each year and that the Fund's operating expenses remain the same. The Example reflects adjustments made to the Fund's operating expenses due to the fee waivers and/or expense reimbursements by management for the 1 Year numbers only. Although your actual costs may be higher or lower, based on these assumptions your costs would be:

## Portfolio Turnover

The Fund pays transaction costs, such as commissions, when it buys and sells securities (or "turns over" its portfolio). A higher portfolio turnover rate may indicate higher transaction costs. These costs, which are not reflected in annual Fund operating expenses or in the Example, affect the Fund's performance. During the most recent fiscal year, the Fund's portfolio turnover rate was 15.07% of the average value of its portfolio.

## Principal Investment Strategies

Under normal market conditions, the Fund invests at least 80% of its net assets in investments of issuers located outside the U.S., including those in emerging markets. Under normal market conditions, the Fund invests predominantly in equity securities, primarily to predominantly in common stock. While there are no set percentage targets, the Fund invests predominantly in large to mid capitalization companies and may invest a portion in small capitalization companies. The Fund also invests in American, European and Global Depositary Receipts. Although the investment manager will search for investments across a large number of countries, regions and sectors, from time to time, based on economic conditions, the Fund may have significant positions in particular countries, regions or sectors.

The investment manager may consider selling an equity security when it believes the security has become overvalued due to either its price appreciation or changes in the company's fundamentals, or when the investment manager believes another security is a more attractive investment opportunity.

The Fund may, from time to time, engage in currency-related derivatives, such as currency and cross-currency forwards and currency futures contracts, to seek to hedge (protect) against currency risks.

When choosing equity investments for the Fund, the investment manager applies a "bottom-up," value-oriented, long-term approach, focusing on the market price of a company's securities relative to the investment manager's evaluation of the company's long-term earnings, asset value and cash flow potential. The investment manager also

Click to view the fund's prospectus or view the statement of additional information.

considers a company's price/earnings ratio, profit margins and liquidation value.

The Fund may also use a variety of equity-related derivatives, which may include equity futures and equity index futures, for various purposes including enhancing Fund returns, increasing liquidity and gaining exposure to particular markets in more efficient or less expensive ways.

## Principal Risks

You could lose money by investing in the Fund. Mutual fund shares are not deposits or obligations of, or guaranteed or endorsed by, any bank, and are not insured by the Federal Deposit Insurance Corporation, the Federal Reserve Board, or any other agency of the U.S. government.

**Market:** The market values of securities or other investments owned by the Fund will go up or down, sometimes rapidly or unpredictably. The market value of a security or other investment may be reduced by market activity or other results of supply and demand unrelated to the issuer. This is a basic risk associated with all investments. When there are more sellers than buyers, prices tend to fall. Likewise, when there are more buyers than sellers, prices tend to rise.

Stock prices tend to go up and down more dramatically than those of debt securities. A slower-growth or recessionary economic environment could have an adverse effect on the prices of the various stocks held by the Fund.

**Foreign Securities (non-U.S.):** Investing in foreign securities typically involves more risks than investing in U.S. securities, and includes risks associated with: (i) internal and external political and economic developments – e.g., the political, economic and social policies and structures of some foreign countries may be less stable and more volatile than those in the U.S. or some foreign countries may be subject to trading restrictions or economic sanctions; diplomatic and political developments could affect the economies, industries, and securities and currency markets of the countries in which the Fund is invested, which can include rapid and adverse political changes; social instability; regional conflicts; sanctions imposed by the United States, other nations or other governmental entities, including supranational entities; terrorism; and war; (ii) trading practices – e.g., government supervision and regulation of foreign securities and currency markets, trading systems and brokers may be less than in the U.S.; (iii) availability of information – e.g., foreign issuers may not be subject to the same disclosure, accounting and financial reporting standards and practices as U.S. issuers; (iv) limited markets – e.g., the securities of certain foreign issuers may be less liquid (harder to sell) and more volatile; and (v) currency exchange rate fluctuations and policies – e.g., fluctuations may negatively affect investments denominated in foreign currencies and any income received or expenses paid by the Fund in that foreign currency. The risks of foreign

investments may be greater in developing or emerging market countries.

**Regional:** To the extent that the Fund invests a significant portion of its assets in a specific geographic region or a particular country, including Europe, the Fund will generally have more exposure to the specific regional or country risks. In the event of economic or political turmoil or a deterioration of diplomatic relations in a region or country where a substantial portion of the Fund's assets are invested, the Fund may experience substantial illiquidity or reduction in the value of the Fund's investments. Adverse conditions in a certain region or country can adversely affect securities of issuers in other countries whose economies appear to be unrelated. Current uncertainty concerning the economic consequences of Russia's military invasion of Ukraine in February 2022 has increased market volatility.

**Developing Market Countries:** The Fund's investments in securities of issuers in developing market countries are subject to all of the risks of foreign investing generally, and have additional heightened risks due to a lack of established legal, political, business and social frameworks to support securities markets, including: delays in settling portfolio securities transactions; currency and capital controls; greater sensitivity to interest rate changes; pervasiveness of corruption and crime; currency exchange rate volatility; and inflation, deflation or currency devaluation.

**Value Style Investing:** A value stock may not increase in price as anticipated by the investment manager if other investors fail to recognize the company's value and bid up the price, the markets favor faster-growing companies, or the factors that the investment manager believes will increase the price of the security do not occur or do not have the anticipated effect.

**Liquidity:** The trading market for a particular security or type of security or other investments in which the Fund invests may become less liquid or even illiquid. Reduced liquidity will have an adverse impact on the Fund's ability to sell such securities or other investments when necessary to meet the Fund's liquidity needs, which may arise or increase in response to a specific economic event or because the investment manager wishes to purchase particular investments or believes that a higher level of liquidity would be advantageous. Reduced liquidity will also generally lower the value of such securities or other investments. Market prices for such securities or other investments may be relatively volatile.

**Management:** The Fund is subject to management risk because it is an actively managed investment portfolio. The Fund's investment manager applies investment techniques and risk analyses in making investment decisions for the Fund, but there can be no guarantee that these decisions will produce the desired results.

**Focus:** To the extent that the Fund focuses on particular countries, regions, industries, sectors or types of investments from time to time, the Fund may be subject to greater risks of adverse developments in such areas of

[Click to view the fund's prospectus or view the statement of additional information.](#)

## SUMMARY PROSPECTUS

focus than a fund that invests in a wider variety of countries, regions, industries, sectors or investments.

**Small and Mid Capitalization Companies:** Securities issued by small and mid capitalization companies may be more volatile in price than those of larger companies and may involve substantial risks. Such risks may include greater sensitivity to economic conditions, less certain growth prospects, lack of depth of management and funds for growth and development, and limited or less developed product lines and markets. In addition, small and mid capitalization companies may be particularly affected by interest rate increases, as they may find it more difficult to borrow money to continue or expand operations, or may have difficulty in repaying any loans. The markets for securities issued by small and mid capitalization companies also tend to be less liquid than the markets for securities issued by larger companies.

**Derivative Instruments:** The performance of derivative instruments depends largely on the performance of an underlying instrument, such as a currency, security, interest rate or index, and such instruments often have risks similar to their underlying instrument, in addition to other risks. Derivative instruments involve costs and can create economic leverage in the Fund's portfolio which may result in significant volatility and cause the Fund to participate in losses (as well as gains) in an amount that exceeds the Fund's initial investment. Other risks include illiquidity, mispricing or improper valuation of the derivative instrument, and imperfect correlation between the value of the derivative and the underlying instrument so that the Fund may not realize the intended benefits. When a derivative is used for hedging, the change in value of the derivative may also not correlate specifically with the currency, security, interest rate, index or other risk being hedged. With over-the-counter derivatives, there is the risk that the other party to the transaction will fail to perform.

**Cybersecurity:** Cybersecurity incidents, both intentional and unintentional, may allow an unauthorized party to gain access to Fund assets, Fund or customer data (including private shareholder information), or proprietary information, cause the Fund, the investment manager, and/or their service providers (including, but not limited to, Fund accountants, custodians, sub-custodians, transfer agents and financial intermediaries) to suffer data breaches, data corruption or loss of operational functionality or prevent Fund investors from purchasing, redeeming or exchanging shares or receiving distributions. The investment manager has limited ability to prevent or mitigate cybersecurity incidents affecting third party service providers, and such third party service providers may have limited indemnification obligations to the Fund or the investment manager. Cybersecurity incidents may result in financial losses to the Fund and its shareholders, and substantial costs may be incurred in an effort to prevent or mitigate future cybersecurity incidents. Issuers of securities in which the Fund invests are also subject to cybersecurity risks, and the value of these securities could decline if the issuers experience cybersecurity incidents.

Because technology is frequently changing, new ways to carry out cyber attacks are always developing. Therefore, there is a chance that some risks have not been identified or prepared for, or that an attack may not be detected, which puts limitations on the Fund's ability to plan for or respond to a cyber attack. Like other funds and business enterprises, the Fund, the investment manager, and their service providers are subject to the risk of cyber incidents occurring from time to time.

[Click to view the fund's prospectus or view the statement of additional information.](#)

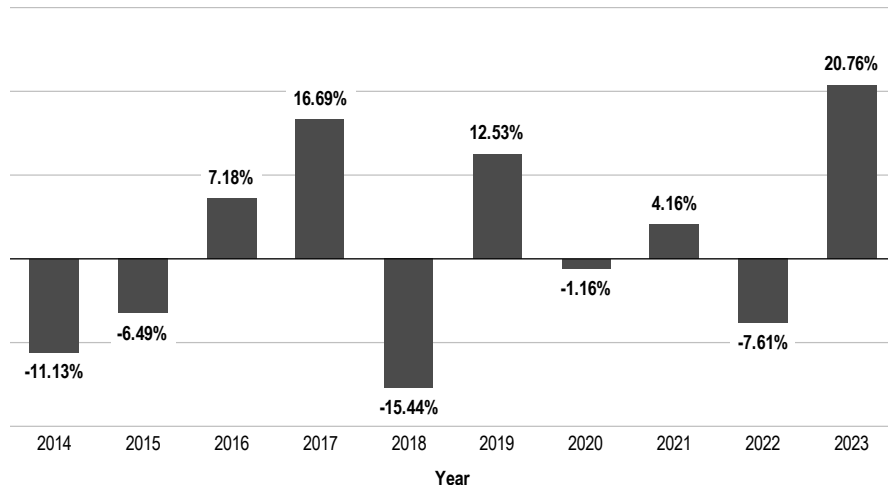
## Performance

The following bar chart and table provide some indication of the risks of investing in the Fund. The bar chart shows changes in the Fund's performance from year to year for Class 2 shares. The table shows how the Fund's average annual returns for 1 year, 5 years, 10 years or since inception, as applicable, compare with those of a broad measure of market performance. The Fund's past

performance is not necessarily an indication of how the Fund will perform in the future.

Performance reflects all Fund expenses but does not include any fees or sales charges imposed by variable insurance contracts, qualified plans or funds of funds. If they had been included, the returns shown below would be lower. Investors should consult the variable insurance contract prospectus, or the disclosure documents for qualified plans or funds of funds for more information.

### Class 2 Annual Total Returns



Best Quarter:	2022, Q4	20.50%
Worst Quarter:	2020, Q1	-27.49%

### Average Annual Total Returns

For periods ended December 31, 2023

	1 Year	5 Years	10 Years
Templeton Foreign VIP Fund - Class 1	21.09%	5.54%	1.54%
Templeton Foreign VIP Fund - Class 2	20.76%	5.27%	1.28%
Templeton Foreign VIP Fund - Class 4	20.69%	5.17%	1.18%
MSCI All Country World ex-US Index-NR (index reflects no deduction for fees, expenses or taxes but are net of dividend tax withholding)	15.62%	7.08%	3.83%

[Click to view the fund's prospectus or view the statement of additional information.](#)

## Investment Manager

Templeton Investment Counsel, LLC (Investment Counsel)

## Portfolio Managers

### **Peter A. Nori, CFA**

Executive Vice President/Portfolio Manager-Research Analyst of Investment Counsel and portfolio manager of the Fund since 1999.

### **Matthew R. Nagle, CFA**

Portfolio Manager of Investment Counsel and portfolio manager of the Fund since 2018.

### **Heather Waddell, CFA**

Senior Vice President/Portfolio Manager-Research Analyst of Investment Counsel and portfolio manager of the Fund since 2018.

## Purchase and Sale of Fund Shares

Shares of the Fund are sold to insurance companies' separate accounts (Insurers) to fund variable annuity or variable life insurance contracts and to qualified plans. Insurance companies offer variable annuity and variable life insurance products through separate accounts. Shares of the Fund may also be sold to other mutual funds, either as underlying funds in a fund of funds or in other structures. In addition, Fund shares are held by a limited number of Insurers, qualified retirement plans and, when applicable, funds of funds. Substantial withdrawals by one or more Insurers, qualified retirement plans or funds of funds could reduce Fund assets, causing total Fund expenses to become higher than the numbers shown in the fees and expenses table above.

The terms of the offering of interests in separate accounts are included in the variable annuity or variable life insurance product prospectus. The terms of offerings of funds of funds are included in those funds' prospectuses. The terms of offering of qualified retirement plans are described in their disclosure documents. Investors should consult the variable contract prospectus, fund of fund prospectus, or plan disclosure documents for more information on fees and expenses imposed by variable insurance contracts, funds of funds or qualified retirement plans, respectively.

## Taxes

Because shares of the Fund are generally purchased through variable annuity contracts or variable life insurance contracts, the Fund's distributions (which the Fund expects, based on its investment goals and strategies to consist of ordinary income, capital gains or some combination of both)

will be exempt from current taxation if left to accumulate within the variable contract. You should refer to your contract prospectus for more information on these tax consequences.

## Payments to Sponsoring Insurance Companies and Other Financial Intermediaries

The Fund or its distributor (and related companies) may pay broker/dealers or other financial intermediaries (such as banks and insurance companies, or their related companies) for the sale and retention of variable contracts which offer Fund shares and/or for other services. These payments may create a conflict of interest for an intermediary or be a factor in the insurance company's decision to include the Fund as an investment option in its variable contract. For more information, ask your insurance company or financial advisor, visit your insurance company's or intermediary's website, or consult the Contract prospectus or this Fund prospectus.

[Click to view the fund's prospectus or view the statement of additional information.](#)



This page intentionally left blank

[Click to view the fund's prospectus or view the statement of additional information.](#)



## **Janus Aspen Series**

Janus Henderson Enterprise Portfolio  
(Institutional Shares)



# Janus Henderson Enterprise Portfolio

Ticker: JAAGX Institutional Shares

SUMMARY PROSPECTUS DATED APRIL 29, 2024

Before you invest, you may want to review the Portfolio's Prospectus, which contains more information about the Portfolio and its risks. You can find the Portfolio's Prospectus, reports to shareholders, and other information about the Portfolio online at [janushenderson.com/VIT](http://janushenderson.com/VIT). You can also get this information at no cost by calling a Janus Henderson representative at 1-877-335-2687 or by sending an email request to [prospectusrequest@janushenderson.com](mailto:prospectusrequest@janushenderson.com).

## INVESTMENT OBJECTIVE

Janus Henderson Enterprise Portfolio ("Enterprise Portfolio") seeks long-term growth of capital.

## FEES AND EXPENSES OF THE PORTFOLIO

This table describes the fees and expenses that you may pay if you buy, hold, and sell Shares of the Portfolio. Owners of variable insurance contracts that invest in the Shares should refer to the variable insurance contract prospectus for a description of fees and expenses, as the following table and examples do not reflect deductions at the separate account level or contract level for any charges that may be incurred under a contract. Inclusion of these charges would increase the fees and expenses described below.

### ANNUAL FUND OPERATING EXPENSES

(expenses that you pay each year as a percentage of the value of your investment)

Management Fees	0.64%
Other Expenses	0.08%
Total Annual Fund Operating Expenses	0.72%

### EXAMPLE:

The Example is intended to help you compare the cost of investing in the Portfolio with the cost of investing in other mutual funds. The Example assumes that you invest \$10,000 in the Portfolio for the time periods indicated, reinvest all dividends and distributions, and then redeem all of your Shares at the end of each period. The Example also assumes that your investment has a 5% return each year and that the Portfolio's operating expenses remain the same. Although your actual costs may be higher or lower, based on these assumptions your costs would be:

	1 Year	3 Years	5 Years	10 Years
Institutional Shares	\$ 74	\$ 230	\$ 401	\$ 894

**Portfolio Turnover:** The Portfolio pays transaction costs, such as commissions, when it buys and sells securities (or "turns over" its portfolio). A higher portfolio turnover rate may indicate higher transaction costs. These costs, which are not reflected in annual fund operating expenses or in the Example, affect the Portfolio's performance. During the most recent fiscal year, the Portfolio's turnover rate was 13% of the average value of its portfolio.

## PRINCIPAL INVESTMENT STRATEGIES

The Portfolio pursues its investment objective by investing primarily in common stocks selected for their growth potential, and normally invests at least 50% of its equity assets in medium-sized companies. The Portfolio considers medium-sized companies to be those whose market capitalization falls within the range of companies in the Russell Midcap<sup>®</sup> Growth Index. Market capitalization is a commonly used measure of the size and value of a company. The market capitalizations within the index will vary, but as of December 31, 2023, they ranged from approximately \$202 million to \$57.70 billion. The Portfolio may also invest in foreign securities.

Portfolio management applies a "bottom-up" approach in choosing investments. In other words, portfolio management looks at companies one at a time to determine if a company is an attractive investment opportunity and if it is consistent with the Portfolio's investment policies. Attributes considered in the process of securities selection may include sustainable growth, return on invested capital, attractive valuation, strength of management, and competitive positioning. The Portfolio will generally consider selling a stock when, in portfolio management's opinion, there is a change in the company's or industry's fundamentals, there is a deterioration in a company's competitive positioning, or if a company reaches or exceeds its targeted

value. The Portfolio will also consider selling a stock if a company's market capitalization exceeds the top of the medium-sized company range.

The Portfolio may seek to earn additional income through lending its securities to certain qualified broker-dealers and institutions on a short-term or long-term basis, in an amount equal to up to one-third of its total assets as determined at the time of the loan origination.

## PRINCIPAL INVESTMENT RISKS

The biggest risk is that the Portfolio's returns will vary, and you could lose money. The Portfolio is designed for long-term investors seeking an equity portfolio, including common stocks. Common stocks tend to be more volatile than many other investment choices. The principal risks associated with investing in the Portfolio are set forth below.

**Market Risk.** The value of the Portfolio's holdings may decrease due to short-term market movements and over more prolonged market downturns. As a result, the Portfolio's net asset value may fluctuate and it may be more difficult to value or sell the Portfolio's holdings. Market risk may affect a single issuer, industry, economic sector, or the market as a whole. Market risk may be magnified if certain social, political, economic, and other conditions and events (such as terrorism, conflicts, including related sanctions, social unrest, natural disasters, epidemics and pandemics, including COVID-19) adversely interrupt the global economy and financial markets. It is important to understand that the value of your investment may fall, sometimes sharply, in response to changes in the market, and you could lose money.

**Mid-Sized Companies Risk.** Investments in securities issued by mid-sized companies may involve greater risks than are customarily associated with larger, more established companies. For example, mid-sized companies may suffer more significant losses as a result of their narrow product lines, limited operating history, greater exposure to competitive threats, limited financial resources, limited trading markets, and the potential lack of management depth. Securities issued by mid-sized companies tend to be more volatile than securities issued by larger or more established companies and may underperform as compared to the securities of larger or more established companies. These holdings are also subject to wider price fluctuations and tend to be less liquid than stocks of larger or more established companies, which could have a significant adverse effect on the Portfolio's returns, especially as market conditions change.

**Growth Securities Risk.** Securities of companies perceived to be "growth" companies may be more volatile than other stocks and may involve special risks. If portfolio management's perception of a company's growth potential is not realized, the securities purchased may not perform as expected, reducing the Portfolio's returns. In addition, because different types of stocks tend to shift in and out of favor depending on market and economic conditions, "growth" stocks may perform differently from other types of securities and the market as a whole.

**Portfolio Management Risk.** The Portfolio is an actively managed investment portfolio and is therefore subject to the risk that the investment strategies and research process employed for the Portfolio may fail to produce the intended results. Accordingly, the Portfolio may underperform its benchmark index or other mutual funds with similar investment objectives.

**Industry and Sector Risk.** Although the Portfolio does not concentrate its investments in specific industries, it may have a significant portion of its assets invested in securities of companies conducting similar business or businesses within the same economic sector. Companies in the same industry or economic sector may be similarly affected by economic or market events, making the Portfolio more vulnerable to unfavorable developments than portfolios that invest more broadly. As the Portfolio's holdings become more concentrated, the Portfolio is less able to spread risk and potentially reduce the risk of loss and volatility. In addition, the Portfolio may be overweight or underweight in certain industries or sectors relative to its benchmark index, which may cause the Portfolio's performance to be more or less sensitive to developments affecting those sectors.

**Foreign Exposure Risk.** Foreign markets can be more volatile than the U.S. market. As a result, the Portfolio's returns and net asset value may be affected by fluctuations in currency exchange rates or political or economic conditions in a particular country. In some foreign markets, there may not be protection against failure by other parties to complete transactions. It may not be possible for the Portfolio to repatriate capital, dividends, interest, and other income from a particular country or governmental entity. In addition, a market swing in one or more countries or regions where the Portfolio has invested a significant amount of its assets may have a greater effect on the Portfolio's performance than it would in a more geographically diversified portfolio.

**Securities Lending Risk.** There is the risk that when portfolio securities are lent, the securities may not be returned on a timely basis, and the Portfolio may experience delays and costs in recovering the security or gaining access to the collateral provided to the Portfolio to collateralize the loan. If the Portfolio is unable to recover a security on loan, the Portfolio may use the collateral to purchase replacement securities in the market. There is a risk that the value of the collateral could decrease below the cost of the replacement security by the time the replacement investment is made, resulting in a loss to the Portfolio.

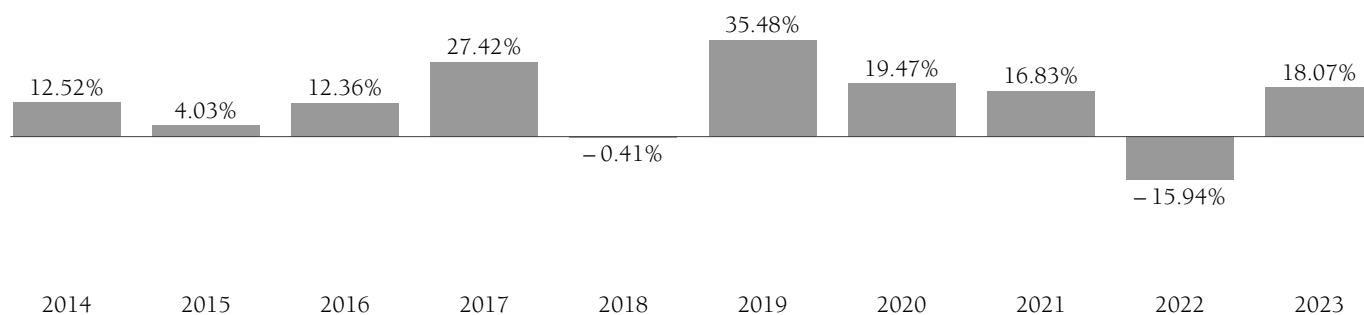
An investment in the Portfolio is not a bank deposit and is not insured or guaranteed by the Federal Deposit Insurance Corporation or any other government agency.

## PERFORMANCE INFORMATION

The following information provides some indication of the risks of investing in the Portfolio by showing how the Portfolio's performance has varied over time. The bar chart depicts the change in performance from year to year during the periods indicated. Total return figures include the effect of the Portfolio's expenses, but do not include charges or expenses attributable to any insurance product, which would lower the performance illustrated. The table compares the average annual returns for the Institutional Shares of the Portfolio for the periods indicated to a broad-based securities market index. All figures assume reinvestment of dividends and distributions.

The Portfolio's past performance does not necessarily indicate how it will perform in the future. Updated performance information is available at [janushenderson.com/VITperformance](http://janushenderson.com/VITperformance) or by calling 1-877-335-2687.

### Annual Total Returns for Institutional Shares (calendar year-end)



**Best Quarter:** 2nd Quarter 2020 **23.10%**      **Worst Quarter:** 1st Quarter 2020 **-24.39%**

### Average Annual Total Returns (periods ended 12/31/23)

	1 Year	5 Years	10 Years	Since Inception (9/13/93)
<b>Enterprise Portfolio</b>				
<b>Institutional Shares</b>	18.07%	13.42%	12.10%	11.05%
Russell Midcap® Growth Index (reflects no deduction for fees, expenses, or taxes)	25.87%	13.81%	10.57%	9.97%

The Portfolio's primary benchmark index is the Russell Midcap Growth Index. The index is described below.

- The Russell Midcap Growth Index measures the performance of those Russell Midcap companies with higher price-to-book ratios and higher forecasted growth values. The stocks are also members of the Russell 1000® Growth Index.

## MANAGEMENT

**Investment Adviser:** Janus Henderson Investors US LLC

**Portfolio Management:** **Brian Demain**, CFA, is Executive Vice President and Lead Portfolio Manager of the Portfolio, which he has managed or co-managed since November 2007. **Cody Wheaton**, CFA, is Executive Vice President and Co-Portfolio Manager of the Portfolio, which he has co-managed since July 2016.

## PURCHASE AND SALE OF PORTFOLIO SHARES

Purchases of Shares may be made only by the separate accounts of insurance companies for the purpose of funding variable insurance contracts or by certain qualified retirement plans. Redemptions, like purchases, may be effected only through the separate accounts of participating insurance companies or through qualified retirement plans. Requests are duly processed at the NAV next calculated after an order is received in good order by the Portfolio or its agents. Refer to the appropriate separate account prospectus or plan documents for details.

## TAX INFORMATION

Because Shares of the Portfolio may be purchased only through variable insurance contracts and certain qualified retirement plans, it is anticipated that any income dividends or net capital gains distributions made by the Portfolio will be exempt from current federal income taxation if left to accumulate within the variable insurance contract or qualified retirement plan. The federal income tax status of your investment depends on the features of your qualified retirement plan or variable insurance contract.

## PAYMENTS TO INSURERS, BROKER-DEALERS, AND OTHER FINANCIAL INTERMEDIARIES

Portfolio shares are generally available only through an insurer's variable contracts, or through certain employer or other retirement plans (Retirement Products). Retirement Products are generally purchased through a broker-dealer or other financial intermediary. The Portfolio or its distributor (or its affiliates) may make payments to the insurer and/or its related companies for distribution and/or other services; some of the payments may go to broker-dealers and other financial intermediaries. These payments may create a conflict of interest for an intermediary, or be a factor in the insurer's decision to include the Portfolio as an underlying investment option in a variable contract. Ask your financial advisor, visit your intermediary's website, or consult your insurance contract prospectus for more information.



**Lazard Retirement Series, Inc.**

Lazard Retirement Emerging Markets Equity Portfolio  
(Service Shares)



# Lazard Retirement Series Summary Prospectus

May 1, 2024

Before you invest, you may want to review the Portfolio's Prospectus, which contains more information about the Portfolio and its risks. The Portfolio's Prospectus and Statement of Additional Information ("SAI"), both dated May 1, 2024 (as revised or supplemented), are incorporated by reference into this Summary Prospectus. You can find the Portfolio's Prospectus, SAI and other information about the Portfolio online at [https://www.lazardassetmanagement.com/us/en\\_us/funds/list/mutual-funds/42](https://www.lazardassetmanagement.com/us/en_us/funds/list/mutual-funds/42). You can also get this information at no cost by calling (800) 823-6300 or by sending an e-mail request to [Contact.US@Lazard.com](mailto:Contact.US@Lazard.com).

## Lazard Retirement Emerging Markets Equity Portfolio

### Investment Objective

The Portfolio seeks long-term capital appreciation.

### Fees and Expenses

This table describes the fees and expenses that you may pay if you buy, hold and sell shares of the Portfolio, a series of Lazard Retirement Series, Inc., but does not reflect the fees or charges imposed by the separate accounts of certain insurance companies (the "Participating Insurance Companies") under variable annuity contracts or variable life insurance policies (the "Policies" and each, a "Policy"). If such fees and charges were reflected, the figures in the table would be higher.

	Service Shares	Investor Shares
<b>Annual Portfolio Operating Expenses (expenses that you pay each year as a percentage of the value of your investment)</b>		
Management Fees	1.00%	1.00%
Distribution and Service (12b-1) Fees	.25%	None
Other Expenses	.17%	.17%
Total Annual Portfolio Operating Expenses	1.42%	1.17%

### Example

This Example is intended to help you compare the cost of investing in the Portfolio with the cost of investing in other mutual funds.

The Example assumes that you invest \$10,000 in the Portfolio for the time periods indicated and then hold or redeem all of your shares at the end of those periods. The Example also assumes that your investment has a 5% return each year and that the Portfolio's operating expenses remain the same. The Example does not reflect fees and expenses imposed by the Participating Insurance Companies under the Policies; if they were reflected, the figures in the Example would be higher. Although your actual costs may be higher or lower, based on these assumptions your costs would be:

	1 year	3 years	5 years	10 years
Service Shares	\$ 145	\$ 449	\$ 776	\$ 1,702
Investor Shares	\$ 119	\$ 372	\$ 644	\$ 1,420

## Portfolio Turnover

The Portfolio pays transaction costs, such as commissions, when it buys and sells securities (or “turns over” its portfolio). A higher portfolio turnover rate may indicate higher transaction costs. These costs, which are not reflected in annual portfolio operating expenses or in the Example, affect the Portfolio’s performance. During the most recent fiscal year, the Portfolio’s portfolio turnover rate was 25% of the average value of its portfolio.

## Principal Investment Strategies

The Portfolio invests primarily in equity securities, principally common stocks, of non-US companies whose principal activities are located in emerging market countries and that Lazard Asset Management LLC (the “Investment Manager”) believes are undervalued based on their earnings, cash flow or asset values.

Emerging market countries include all countries represented by the MSCI Emerging Markets Index, which currently includes: Brazil, Chile, China, Colombia, Czech Republic, Egypt, Greece, Hungary, India, Indonesia, Korea, Kuwait, Malaysia, Mexico, Peru, Philippines, Poland, Qatar, Saudi Arabia, South Africa, Taiwan, Thailand, Turkey and United Arab Emirates.

Under normal circumstances, the Portfolio invests at least 80% of its assets in equity securities of companies whose principal business activities are located in emerging market countries. In addition to common stocks, such equity securities also may include American Depositary Receipts (“ADRs”), Global Depositary Receipts and European Depositary Receipts. In addition, implementation of the Portfolio’s investment strategy may, during certain periods, result in the investment of a significant portion of the Portfolio’s assets in a particular market sector.

## Principal Investment Risks

The value of your investment in the Portfolio will fluctuate, which means you could lose money.

**Market Risk:** The Portfolio may incur losses due to declines in one or more markets in which it invests. These declines may be the result of, among other things, political, regulatory, market, economic or social developments affecting the relevant market(s). To the extent that such developments impact specific industries, market sectors, countries or geographic regions, the Portfolio’s investments in such industries, market sectors, countries and/or geographic regions can be expected to be particularly affected, especially if such investments are a significant portion of its investment portfolio. In addition, turbulence in financial markets and reduced liquidity in equity, credit and/or fixed income markets may negatively affect many issuers, which could adversely affect the Portfolio. Global economies and financial markets are increasingly interconnected, and conditions and events in one country, region or financial market may adversely impact issuers worldwide. As a result, local, regional or global events such as war or military conflict, acts of terrorism, the spread of infectious illness or other public health issues, social unrest, supply chain disruptions, government defaults, government shutdowns, the imposition of sanctions and other similar measures, recessions or other events could have a significant negative impact on global economic and market conditions. For example, a public health or other emergency and aggressive responses taken by many governments or voluntarily imposed by private parties, including closing borders, restricting travel and imposing prolonged quarantines or similar restrictions, as well as the closure of, or operational changes to, many retail and other businesses, may have severe negative impacts on markets worldwide. Additionally, general market conditions may affect the value of a Portfolio’s securities, including changes in interest rates, currency rates or monetary policies.

**Issuer Risk:** The value of a security may decline for a number of reasons which directly relate to the issuer, such as management performance, financial leverage and reduced demand for the issuer’s goods or services, as well as the historical and prospective earnings of the issuer and the value of its assets or factors unrelated to the issuer’s value, such as investor perception.

**Non-US Securities Risk:** The Portfolio's performance will be influenced by political, social and economic factors affecting the non-US countries and companies in which the Portfolio invests. Non-US securities carry special risks, such as less developed or less efficient trading markets, political instability, a lack of company information, differing auditing and legal standards, and, potentially, less liquidity. Non-US securities may be subject to economic sanctions or other similar governmental actions or developments, which could, among other things, effectively restrict or eliminate the Portfolio's ability to purchase or sell certain foreign securities. To the extent the Portfolio holds securities subject to such actions, the securities may become difficult to value and/or less liquid (or illiquid). In some cases, the securities may become worthless.

**Emerging Market Risk:** Emerging market countries generally have economic structures that are less diverse and mature, and political systems that are less stable, than those of developed countries. The economies of countries with emerging markets may be based predominantly on only a few industries, may be highly vulnerable to changes in local or global trade conditions, and may suffer from extreme debt burdens or volatile inflation rates. The securities markets of emerging market countries have historically been extremely volatile and less liquid than more developed markets. These market conditions may continue or worsen. Investments in these countries may be subject to political, economic, legal, market and currency risks. Significant devaluation of emerging market currencies against the US dollar may occur subsequent to acquisition of investments denominated in emerging market currencies.

**Foreign Currency Risk:** Investments denominated in currencies other than US dollars may experience a decline in value, in US dollar terms, due solely to fluctuations in currency exchange rates. The Portfolio's investments denominated in such currencies (particularly currencies of emerging markets countries), as well as any investments in currencies themselves, could be adversely affected by delays in, or a refusal to grant, repatriation of funds or conversion of currencies. Irrespective of any foreign currency exposure hedging, the Portfolio may experience a decline in the value of its portfolio securities, in US dollar terms, due solely to fluctuations in currency exchange rates. The Investment Manager does not intend to actively hedge the Portfolio's foreign currency exposure.

**Depository Receipts Risk:** ADRs and similar depository receipts typically will be subject to certain of the risks associated with direct investments in the securities of non-US companies, because their values depend on the performance of the underlying non-US securities. However, currency fluctuations will impact investments in depository receipts differently than direct investments in non-US dollar-denominated non-US securities, because a depository receipt will not appreciate in value solely as a result of appreciation in the currency in which the underlying non-US dollar security is denominated.

**Large Cap Companies Risk:** Investments in large cap companies may underperform other segments of the market when such other segments are in favor or because such companies may be less responsive to competitive challenges and opportunities and may be unable to attain high growth rates during periods of economic expansion.

**Small and Mid Cap Companies Risk:** Small and mid cap companies carry additional risks because their earnings tend to be less predictable, their share prices more volatile and their securities less liquid than larger, more established companies. The shares of small and mid cap companies tend to trade less frequently than those of larger companies, which can have an adverse effect on the pricing of these securities and on the ability to sell these securities when the Investment Manager deems it appropriate.

**Value Investing Risk:** Value investments are believed by the Investment Manager to be undervalued, but may not realize their perceived value for extended periods of time or may never realize their perceived value. These securities may respond differently to market and other developments than other types of securities.

**Sector Risk:** Implementation of the Portfolio's investment strategy may, during certain periods, result in the investment of a significant portion of the Portfolio's assets in a particular market sector, such as companies in the

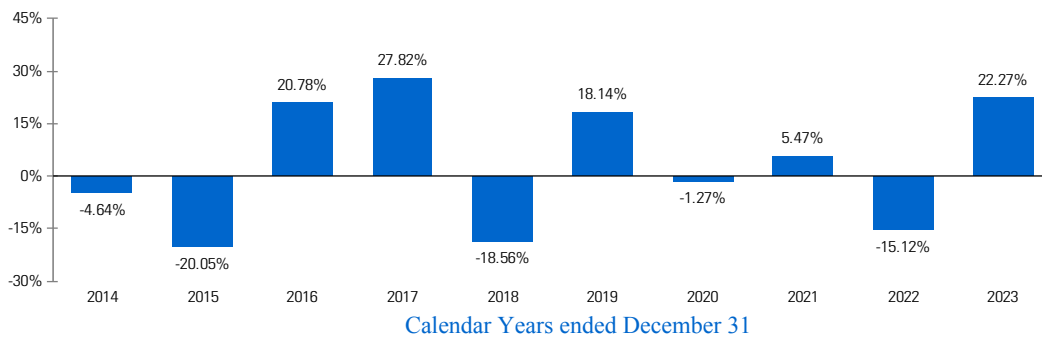
financials sector, and the Portfolio would be expected to be affected by developments in that sector. Companies in the financials sector can be significantly affected by, among other things: government regulation; changes in interest rates and/or monetary policy and general economic conditions; the availability and cost of capital; capital requirements; decreased liquidity in credit markets; and the rate of defaults on corporate, consumer and government debt.

**Securities Selection Risk:** Securities and other investments selected by the Investment Manager for the Portfolio may not perform to expectations. This could result in the Portfolio’s underperformance compared to other funds with similar investment objectives or strategies.

**Performance Bar Chart and Table**  
**Year-by-Year Total Returns for Service Shares**

As of 12/31

The accompanying bar chart and table provide some indication of the risks of investing in Lazard Retirement Emerging Markets Equity Portfolio by showing the Portfolio’s year-by-year performance and its average annual performance compared to that of a broad measure of market performance. The bar chart shows how the performance of the Portfolio’s Service Shares has varied from year to year over the past 10 calendar years. Performance information does not reflect the fees or charges imposed by the Participating Insurance Companies under the Policies, and such fees will have the effect of reducing performance. Updated performance information is available at [www.lazardassetmanagement.com](http://www.lazardassetmanagement.com) or by calling (800) 823-6300. The Portfolio’s past performance is not necessarily an indication of how the Portfolio will perform in the future.



**Best Quarter:**

2020, Q4 24.22%

**Worst Quarter:**

2020, Q1 -30.50%

**Average Annual Total Returns**

(for the periods ended December 31, 2023)

	Inception Date	1 Year	5 Years	10 Years	Life of Portfolio
Service Shares	11/04/1997	22.27%	5.01%	2.04%	6.12%
Investor Shares	05/01/2006	22.61%	5.26%	2.29%	3.97%
MSCI Emerging Markets Index (reflects no deduction for fees, expenses or taxes)		9.83%	3.69%	2.66%	5.75% (Service) 3.46% (Investor)

## Management

### Investment Manager

Lazard Asset Management LLC

### Portfolio Managers/Analysts

James M. Donald, portfolio manager/analyst on the Investment Manager's Emerging Markets Equity team and Head of the Emerging Markets Group, has been with the Portfolio since November 2001.

Rohit Chopra, portfolio manager/analyst on the Investment Manager's Emerging Markets Equity team, has been with the Portfolio since May 2007.

Ganesh Ramachandran, portfolio manager/analyst on the Investment Manager's Emerging Income and Emerging Markets Equity teams, has been with the Portfolio since July 2020.

Monika Shrestha, portfolio manager/analyst on the Investment Manager's Emerging Markets Equity team, has been with the Portfolio since December 2014.

## Purchase and Sale of Portfolio Shares

Portfolio shares are currently offered only to Participating Insurance Companies. Portfolio shares may be sold each business day by the separate accounts of the Participating Insurance Companies.

## Tax Information

Owners of the Policies offered by the separate accounts of Participating Insurance Companies should consult the prospectuses or other disclosure documents of the separate accounts regarding the federal tax consequences of investing in a Portfolio through a separate account.

## Financial Intermediary Compensation

### *Payments to Participating Insurance Companies and Financial Intermediaries*

The Portfolios and the Investment Manager and its affiliates may pay Participating Insurance Companies, or their affiliates, for the sale of Portfolio shares and related services. Participating Insurance Companies, or their affiliates, may pay broker-dealers or other financial intermediaries that sell Policies for the sale of shares of a Portfolio and related services. When received by a Participating Insurance Company, such payments may be a factor that the Participating Insurance Company considers in including a Portfolio as an investment option in its Policies. The prospectus or other disclosure document for the Policies may contain additional information about these payments. When received by a financial intermediary, such payments may create a conflict of interest by influencing the financial intermediary and salespersons to recommend a Portfolio over other mutual funds available as investment options under a Policy. Ask the salesperson or visit the financial intermediary's website for more information.

(This page intentionally left blank.)



**Lazard Retirement Series, Inc.**

Lazard Retirement International Equity Portfolio  
(Service Shares)



# Lazard Retirement Series Summary Prospectus

May 1, 2024

Before you invest, you may want to review the Portfolio's Prospectus, which contains more information about the Portfolio and its risks. The Portfolio's Prospectus and Statement of Additional Information ("SAI"), both dated May 1, 2024 (as revised or supplemented), are incorporated by reference into this Summary Prospectus. You can find the Portfolio's Prospectus, SAI and other information about the Portfolio online at [https://www.lazardassetmanagement.com/us/en\\_us/funds/list/mutual-funds/42](https://www.lazardassetmanagement.com/us/en_us/funds/list/mutual-funds/42). You can also get this information at no cost by calling (800) 823-6300 or by sending an e-mail request to [Contact.US@Lazard.com](mailto:Contact.US@Lazard.com).

## Lazard Retirement International Equity Portfolio

### Investment Objective

The Portfolio seeks long-term capital appreciation.

### Fees and Expenses

This table describes the fees and expenses that you may pay if you buy, hold and sell shares of the Portfolio, a series of Lazard Retirement Series, Inc. (the "Fund"), but does not reflect the fees or charges imposed by the separate accounts of certain insurance companies (the "Participating Insurance Companies") under variable annuity contracts or variable life insurance policies (the "Policies" and each, a "Policy"). If such fees and charges were reflected, the figures in the table would be higher.

	Service Shares	Investor Shares
<b>Annual Portfolio Operating Expenses (expenses that you pay each year as a percentage of the value of your investment)</b>		
Management Fees	.75%	.75%
Distribution and Service (12b-1) Fees	.25%	None
Other Expenses		
Fees and Expenses Related to Filing Foreign Tax Reclaims	.01%	.01% <sup>1</sup>
Remainder of Other Expenses	.31%	.31% <sup>1</sup>
Total Other Expenses	.32%	.32%
Total Annual Portfolio Operating Expenses	1.32%	1.07%
Fee Waiver and/or Expense Reimbursement <sup>2</sup>	.21%	.21%
Total Annual Portfolio Operating Expenses After Fee Waiver and/or Expense Reimbursement <sup>3</sup>	1.11%	.86%

<sup>1</sup> Based on estimated amounts for the current fiscal year, using amounts for Service Shares from the last fiscal year.

<sup>2</sup> Reflects a contractual agreement by Lazard Asset Management LLC (the "Investment Manager") to waive its fee and, if necessary, reimburse the Portfolio until May 1, 2025, to the extent Total Annual Portfolio Operating Expenses exceed 1.10% and .85% of the average daily net assets of the Portfolio's Service Shares and Investor Shares, respectively, exclusive of taxes, brokerage, interest on borrowings, fees and expenses of "Acquired Funds," fees and expenses related to filing foreign tax reclaims and extraordinary expenses. This expense limitation agreement can only be amended by agreement of the Fund, upon approval by the Fund's Board of Directors, and the Investment Manager to lower the net amount shown and will terminate automatically in the event of termination of the Management Agreement between the Investment Manager and the Fund, on behalf of the Portfolio.

<sup>3</sup> Excluding Fees and Expenses Related to Filing Foreign Tax Reclaims, the Total Annual Portfolio Operating Expenses After Fee Waiver and/or Expense Reimbursement are 1.10% and .85% of the Portfolio's Service Shares and Investor Shares, respectively.

## Example

This Example is intended to help you compare the cost of investing in the Portfolio with the cost of investing in other mutual funds.

The Example assumes that you invest \$10,000 in the Portfolio for the time periods indicated and then hold or redeem all of your shares at the end of those periods. The Example also assumes that your investment has a 5% return each year and that the Portfolio's operating expenses remain the same, giving effect to the expense limitation agreement in year one only. The Example does not reflect fees and expenses imposed by the Participating Insurance Companies under the Policies; if they were reflected, the figures in the Example would be higher. Although your actual costs may be higher or lower, based on these assumptions your costs would be:

	1 year	3 years	5 years	10 years
Service Shares	\$ 112	\$ 397	\$ 702	\$ 1,571
Investor Shares	\$ 87	\$ 318	\$ 569	\$ 1,286

## Portfolio Turnover

The Portfolio pays transaction costs, such as commissions, when it buys and sells securities (or "turns over" its portfolio). A higher portfolio turnover rate may indicate higher transaction costs. These costs, which are not reflected in annual portfolio operating expenses or in the Example, affect the Portfolio's performance. During the most recent fiscal year, the Portfolio's portfolio turnover rate was 41% of the average value of its portfolio.

## Principal Investment Strategies

The Portfolio invests primarily in equity securities, principally common stocks, of relatively large non-US companies with market capitalizations in the range of companies included in the MSCI<sup>®</sup> Europe, Australasia and Far East ("EAFE<sup>®</sup>") Index (ranging from approximately \$3.2 billion to \$451.5 billion as of March 31, 2024) that the Investment Manager believes are undervalued based on their earnings, cash flow or asset values.

In choosing stocks for the Portfolio, the Investment Manager looks for established companies in economically developed countries and may invest up to 15% of the Portfolio's assets in securities of companies whose principal business activities are located in emerging market countries. Under normal circumstances, the Portfolio invests at least 80% of its assets in equity securities.

## Principal Investment Risks

The value of your investment in the Portfolio will fluctuate, which means you could lose money.

**Market Risk:** The Portfolio may incur losses due to declines in one or more markets in which it invests. These declines may be the result of, among other things, political, regulatory, market, economic or social developments affecting the relevant market(s). To the extent that such developments impact specific industries, market sectors, countries or geographic regions, the Portfolio's investments in such industries, market sectors, countries and/or geographic regions can be expected to be particularly affected, especially if such investments are a significant portion of its investment portfolio. In addition, turbulence in financial markets and reduced liquidity in equity, credit and/or fixed income markets may negatively affect many issuers, which could adversely affect the Portfolio. Global economies and financial markets are increasingly interconnected, and conditions and events in one country, region or financial market may adversely impact issuers worldwide. As a result, local, regional or global events such as war or military conflict, acts of terrorism, the spread of infectious illness or other public health issues, social unrest, supply chain disruptions, government defaults, government shutdowns, the imposition of sanctions and other similar measures, recessions or other events could have a significant negative impact on global economic and market conditions. For example, a public health or other emergency and aggressive responses taken by many governments or voluntarily imposed by private parties, including closing borders,

restricting travel and imposing prolonged quarantines or similar restrictions, as well as the closure of, or operational changes to, many retail and other businesses, may have severe negative impacts on markets worldwide. Additionally, general market conditions may affect the value of a Portfolio's securities, including changes in interest rates, currency rates or monetary policies.

**Issuer Risk:** The value of a security may decline for a number of reasons which directly relate to the issuer, such as management performance, financial leverage and reduced demand for the issuer's goods or services, as well as the historical and prospective earnings of the issuer and the value of its assets or factors unrelated to the issuer's value, such as investor perception.

**Non-US Securities Risk:** The Portfolio's performance will be influenced by political, social and economic factors affecting the non-US countries and companies in which the Portfolio invests. Non-US securities carry special risks, such as less developed or less efficient trading markets, political instability, a lack of company information, differing auditing and legal standards, and, potentially, less liquidity. Non-US securities may be subject to economic sanctions or other similar governmental actions or developments, which could, among other things, effectively restrict or eliminate the Portfolio's ability to purchase or sell certain foreign securities. To the extent the Portfolio holds securities subject to such actions, the securities may become difficult to value and/or less liquid (or illiquid). In some cases, the securities may become worthless.

**Emerging Market Risk:** Emerging market countries generally have economic structures that are less diverse and mature, and political systems that are less stable, than those of developed countries. The economies of countries with emerging markets may be based predominantly on only a few industries, may be highly vulnerable to changes in local or global trade conditions, and may suffer from extreme debt burdens or volatile inflation rates. The securities markets of emerging market countries have historically been extremely volatile and less liquid than more developed markets. These market conditions may continue or worsen. Investments in these countries may be subject to political, economic, legal, market and currency risks. Significant devaluation of emerging market currencies against the US dollar may occur subsequent to acquisition of investments denominated in emerging market currencies.

**Foreign Currency Risk:** Investments denominated in currencies other than US dollars may experience a decline in value, in US dollar terms, due solely to fluctuations in currency exchange rates. The Portfolio's investments denominated in such currencies (particularly currencies of emerging markets countries), as well as any investments in currencies themselves, could be adversely affected by delays in, or a refusal to grant, repatriation of funds or conversion of currencies. Irrespective of any foreign currency exposure hedging, the Portfolio may experience a decline in the value of its portfolio securities, in US dollar terms, due solely to fluctuations in currency exchange rates. The Investment Manager does not intend to actively hedge the Portfolio's foreign currency exposure.

**Value Investing Risk:** Value investments are believed by the Investment Manager to be undervalued, but may not realize their perceived value for extended periods of time or may never realize their perceived value. These securities may respond differently to market and other developments than other types of securities.

**Large Cap Companies Risk:** Investments in large cap companies may underperform other segments of the market when such other segments are in favor or because such companies may be less responsive to competitive challenges and opportunities and may be unable to attain high growth rates during periods of economic expansion.

**Small and Mid Cap Companies Risk:** Small and mid cap companies carry additional risks because their earnings tend to be less predictable, their share prices more volatile and their securities less liquid than larger, more established companies. The shares of small and mid cap companies tend to trade less frequently than those of larger companies, which can have an adverse effect on the pricing of these securities and on the ability to sell these securities when the Investment Manager deems it appropriate.

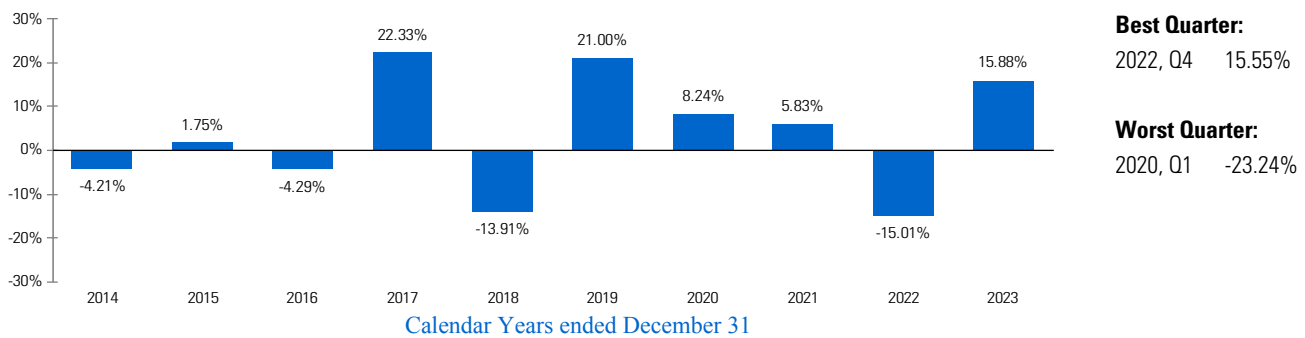
**Securities Selection Risk:** Securities and other investments selected by the Investment Manager for the Portfolio may not perform to expectations. This could result in the Portfolio’s underperformance compared to other funds with similar investment objectives or strategies.

**Performance Bar Chart and Table**  
**Year-by-Year Total Returns for Service Shares**

As of 12/31

The accompanying bar chart and table provide some indication of the risks of investing in Lazard Retirement International Equity Portfolio by showing the Portfolio’s year-by-year performance and its average annual performance compared to that of a broad measure of market performance. The bar chart shows how the performance of the Portfolio’s Service Shares has varied from year to year over the past 10 calendar years. Performance information does not reflect the fees or charges imposed by the Participating Insurance Companies under the Policies, and such fees will have the effect of reducing performance. Updated performance information is available at [www.lazardassetmanagement.com](http://www.lazardassetmanagement.com) or by calling (800) 823-6300. The Portfolio’s past performance is not necessarily an indication of how the Portfolio will perform in the future.

As a new share Class, past performance information is not available for Investor Shares as of the date of this Prospectus. Investor Shares would have had annual returns substantially similar to those of Service Shares because the shares are invested in the same portfolio of securities, and the annual returns would differ only to the extent of the different expense ratios of the Classes.



**Average Annual Total Returns**

(for the periods ended December 31, 2023)

	Inception Date	1 Year	5 Years	10 Years	Life of Portfolio
Service Shares	09/01/1998	15.88%	6.42%	2.98%	4.08%
MSCI EAFE Index		18.24%	8.16%	4.28%	5.02%

(reflects no deduction for fees, expenses or taxes)

## Management

### Investment Manager

Lazard Asset Management LLC

### Portfolio Managers/Analysts

Michael G. Fry, portfolio manager/analyst on various of the Investment Manager's International Equity teams, has been with the Portfolio since November 2005.

Michael A. Bennett, portfolio manager/analyst on various of the Investment Manager's International Equity teams, has been with the Portfolio since May 2003.

Giles Edwards, portfolio manager/analyst on various of the Investment Manager's International teams, has been with the Portfolio since May 2019.

Michael Powers, portfolio manager/analyst on various of the Investment Manager's International Equity teams, has been with the Portfolio since May 2003.

Paul Selvey-Clinton, portfolio manager/analyst on the Investment Manager's European Equity, International Equity and International Equity Select teams, has been with the Portfolio since February 2022.

## Purchase and Sale of Portfolio Shares

Portfolio shares are currently offered only to Participating Insurance Companies. Portfolio shares may be sold each business day by the separate accounts of the Participating Insurance Companies.

## Tax Information

Owners of the Policies offered by the separate accounts of Participating Insurance Companies should consult the prospectuses or other disclosure documents of the separate accounts regarding the federal tax consequences of investing in a Portfolio through a separate account.

## Financial Intermediary Compensation

### *Payments to Participating Insurance Companies and Financial Intermediaries*

The Portfolios and the Investment Manager and its affiliates may pay Participating Insurance Companies, or their affiliates, for the sale of Portfolio shares and related services. Participating Insurance Companies, or their affiliates, may pay broker-dealers or other financial intermediaries that sell Policies for the sale of shares of a Portfolio and related services. When received by a Participating Insurance Company, such payments may be a factor that the Participating Insurance Company considers in including a Portfolio as an investment option in its Policies. The prospectus or other disclosure document for the Policies may contain additional information about these payments. When received by a financial intermediary, such payments may create a conflict of interest by influencing the financial intermediary and salespersons to recommend a Portfolio over other mutual funds available as investment options under a Policy. Ask the salesperson or visit the financial intermediary's website for more information.

(This page intentionally left blank.)



# **MFS<sup>®</sup> Variable Insurance Trust**

MFS<sup>®</sup> Research Series  
(Initial Class Shares)





# MFS<sup>®</sup> Research Series

**Before you invest**, you may want to review the fund's prospectus, which contains more information about the fund and its risks. You can find the fund's prospectus and other information about the fund, including the fund's reports to shareholders and statement of additional information, online at [insurancefunds.mfs.com](https://insurancefunds.mfs.com). You can also get this information at no cost by calling 1-800-225-2606 or by sending an e-mail request to [orderliterature@mfs.com](mailto:orderliterature@mfs.com). The fund's prospectus and statement of additional information, both dated April 29, 2024, as may be amended or supplemented from time to time, are incorporated by reference into this summary prospectus.

CLASS	TICKER SYMBOL
Initial Class	N/A
Service Class	N/A

## Summary of Key Information

### Investment Objective

The fund's investment objective is to seek capital appreciation.

### Fees and Expenses

This table describes the fees and expenses that you may pay when you hold shares of the fund. If the fees and expenses imposed by the insurance company that issued your variable contracts or other eligible investor through which the fund is offered were included, your expenses would be higher.

#### Annual Fund Operating Expenses (expenses that you pay each year as a percentage of the value of your investment):

	Initial Class	Service Class
Management Fee	0.75%	0.75%
Distribution and/or Service (12b-1) Fees	None	0.25%
Other Expenses	0.07%	0.07%
Total Annual Fund Operating Expenses	0.82%	1.07%
Fee Reductions and/or Expense Reimbursements <sup>1</sup>	(0.03)%	(0.03)%
Total Annual Fund Operating Expenses After Fee Reductions and/or Expense Reimbursements	0.79%	1.04%

- <sup>1</sup> Massachusetts Financial Services Company (MFS) has agreed in writing to waive at least 0.01% of the fund's management fee as part of an agreement pursuant to which MFS has agreed to reduce its management fee by a specified amount if certain MFS mutual fund assets exceed thresholds agreed to by MFS and the fund's Board of Trustees. The agreement to waive at least 0.01% of the management fee will continue until modified by the fund's Board of Trustees, but such agreement will continue until at least April 30, 2025. MFS has agreed in writing to bear the fund's expenses, excluding interest, taxes, extraordinary expenses, brokerage and transaction costs, certain tax reclaim recovery expenses (including contingency fees and closing agreement expenses), and investment-related expenses (such as interest and borrowing expenses incurred in connection with the fund's investment activity), such that "Total Annual Fund Operating Expenses" do not exceed 0.77% of the class' average daily net assets annually for Initial Class shares and 1.02% of the class' average daily net assets annually for Service Class shares. ("Other Expenses" include 0.02% of interest and/or investment-related expenses incurred in connection with the fund's investment activity which are excluded from the expense limitation described in the prior sentence.) This written agreement will continue until modified by the fund's Board of Trustees, but such agreement will continue until at least April 30, 2025.

## Example

This example is intended to help you compare the cost of investing in the fund with the cost of investing in other mutual funds. If the fees and expenses imposed by the insurance company that issued your variable contracts or other eligible investor through which an investment in the fund is made were included, your expenses would be higher.

The example assumes that: you invest \$10,000 in the fund for the time periods indicated and you redeem your shares at the end of the time periods; your investment has a 5% return each year; and the fund's operating expenses remain the same.

Although your actual costs will likely be higher or lower, under these assumptions your costs would be:

	1 YEAR	3 YEARS	5 YEARS	10 YEARS
Initial Class Shares	\$81	\$259	\$452	\$1,011
Service Class Shares	\$106	\$337	\$587	\$1,303

## Portfolio Turnover

The fund pays transaction costs, such as commissions, when it buys and sells securities (or "turns over" its portfolio). A higher portfolio turnover rate may indicate higher transaction costs. These transaction costs, which are not reflected in "Annual Fund Operating Expenses" or in the "Example," affect the fund's performance. During the most recent fiscal year, the fund's portfolio turnover rate was 22% of the average value of its portfolio.

## Principal Investment Strategies

MFS (Massachusetts Financial Services Company, the fund's investment adviser) normally invests the fund's assets primarily in equity securities. Equity securities include common stocks and other securities that represent an ownership interest (or right to acquire an ownership interest) in a company or other issuer.

In selecting investments for the fund, MFS is not constrained by any particular investment style. MFS may invest the fund's assets in the stocks of companies it believes to have above average earnings growth potential compared to other companies (growth companies), in the stocks of companies it believes are undervalued compared to their perceived worth (value companies), or in a combination of growth and value companies.

While MFS may invest the fund's assets in securities of companies of any size, MFS primarily invests in securities of companies with large capitalizations.

MFS may invest the fund's assets in foreign securities.

MFS normally invests the fund's assets across different industries and sectors, but MFS may invest a significant percentage of the fund's assets in issuers in a single industry or sector.

In conjunction with a team of investment research analysts, sector leaders select investments for the fund. MFS generally manages the fund to be sector neutral to the Standard & Poor's 500 Stock Index using MFS' custom industry and sector categories to classify the fund and the Standard & Poor's 500 Stock Index's holdings.

MFS uses an active bottom-up investment approach to buying and selling investments for the fund. Investments are selected primarily based on fundamental analysis of individual issuers. Quantitative screening tools that systematically evaluate issuers may also be considered.

## Principal Risks

As with any mutual fund, the fund may not achieve its objective and/or you could lose money on your investment in the fund. An investment in the fund is not a bank deposit and is not insured or guaranteed by the Federal Deposit Insurance Corporation or any other governmental agency.

The principal risks of investing in the fund are:

**Investment Selection Risk:** MFS' investment analysis and its selection of investments may not produce the intended results and/or can lead to an investment focus that results in the fund underperforming other funds with similar investment strategies and/or underperforming the markets in which the fund invests. In addition, to the extent MFS considers quantitative tools in managing the fund, such tools may not produce the intended results.

**Equity Market Risk/Company Risk:** Equity markets are volatile and can decline significantly in response to changes in, or investor perceptions of, issuer, market, economic, industry, political, regulatory, geopolitical, environmental, public health, and other conditions. These conditions can affect a single issuer or type of security, issuers within a broad market sector, industry or geographic region, or the equity markets in general. Certain events can have a dramatic adverse effect on equity markets and may lead to periods of high volatility in an equity market or a segment of an equity market. The value of an investment held by the fund may decline due to factors directly related to the issuer.

**Foreign Risk:** Exposure to foreign markets through issuers or currencies can involve additional risks relating to market, economic, industry, political, regulatory, geopolitical, environmental, public health, and other conditions. These factors can make foreign investments, especially those tied economically to emerging markets or countries subject to sanctions or the threat of new or modified sanctions, more volatile and less liquid than U.S. investments. In addition, foreign markets can react differently to these conditions than the U.S. market.

**Focus Risk:** Issuers in a single industry, sector, country, or region can react similarly to market, currency, political, economic, regulatory, geopolitical, environmental, public health, and other conditions, and the fund's performance will be affected by the conditions in the industries, sectors, countries, and regions to which the fund is exposed.

**Liquidity Risk:** It may be difficult to value, and it may not be possible to sell, certain investments, types of investments, and/or investments in certain segments of the market, and the fund may have to sell certain of these investments at prices or times that are not advantageous in order to meet redemptions or other cash needs.

**Large Shareholder Risk:** From time to time, shareholders of the fund (which may include institutional investors, financial intermediaries, or other MFS funds) may make relatively large redemptions or purchases of fund shares. These transactions may cause the fund to sell securities or invest additional cash, as the case may be, at disadvantageous prices. Redemptions of a large number of shares also may increase transaction and other costs or have adverse tax consequences for shareholders of the fund by requiring a sale of portfolio securities. Purchases of a large number of shares may adversely affect the fund's performance to the extent that it takes time to invest new cash and the fund maintains a larger cash position than it ordinarily would.

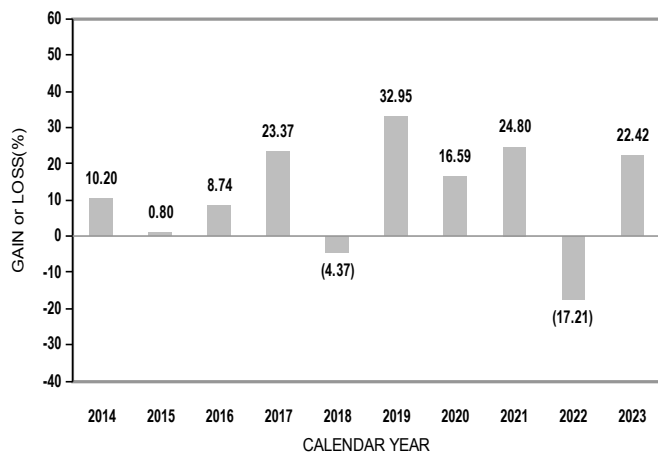
## Performance Information

The bar chart and performance table below are intended to provide some indication of the risks of investing in the fund by showing changes in the fund's performance over time and how the fund's

performance over time compares with that of a broad measure of market performance.

The fund's past performance does not necessarily indicate how the fund will perform in the future. Updated performance is available at [mfs.com](http://mfs.com) or by calling 1-877-411-3325. If the fees and expenses imposed by the insurance company that issued your variable contracts or other eligible investor through which an investment in the fund is made were included, they would reduce the returns shown.

#### Initial Class Bar Chart.



The total return for the three-month period ended March 31, 2024, was 10.20%. During the period(s) shown in the bar chart, the highest quarterly return was 19.27% (for the calendar quarter ended June 30, 2020) and the lowest quarterly return was (18.35)% (for the calendar quarter ended March 31, 2020).

#### Performance Table.

##### Average Annual Total Returns

(For the Periods Ended December 31, 2023)

	1 YEAR	5 YEARS	10 YEARS
Initial Class Shares	22.42%	14.41%	10.82%
Service Class Shares	22.12%	14.13%	10.55%
<b>Index Comparison (Reflects no deduction for fees, expenses, or taxes)</b>			
Standard & Poor's 500 Stock Index	26.29%	15.69%	12.03%

#### Investment Adviser

MFS serves as the investment adviser for the fund.

#### Portfolio Manager(s)

Portfolio Manager	Since	Title
Joseph MacDougall	2008	Investment Officer of MFS

#### Purchase and Sale of Fund Shares

You should consult with the insurance company that issued your variable contract, or other eligible investor through which your investment in the fund is made, for minimum investment requirements and redemption procedures.

#### Taxes

You should consult with the insurance company that issued your variable contract, or other eligible investor through which your investment in the fund is made, to understand the tax treatment of your investment.

#### Payments to Financial Intermediaries

The fund, MFS, and/or its affiliates may make payments to insurance companies, other financial intermediaries, and all of their affiliates, for distribution and/or other services. These payments may create a conflict of interest for the insurance company or other financial intermediary to include the fund as an investment option in its product or to recommend the fund over another investment option. Ask your financial intermediary or insurance company, or visit your financial intermediary's or insurance company's website, for more information.

(This page intentionally left blank.)

**Neuberger Berman**  
**Advisers Management Trust**

Neuberger Berman AMT Short Duration Bond Portfolio  
(Class I Shares)





## SHORT DURATION BOND PORTFOLIO

### SUMMARY PROSPECTUS

#### Class I

The Fund is offered to certain life insurance companies to serve as an investment vehicle for premiums paid under their variable annuity and variable life insurance contracts (each, a "variable contract") and to certain qualified pension and other retirement plans (each, a "qualified plan"). Before you invest, you may want to review the Fund's prospectus, which contains more information about the Fund and its risks. You can find the Fund's prospectus, reports to shareholders, and other information about the Fund (including the Fund's SAI) online at <http://www.nb.com/amtportfolios/i>. You can also get this information at no cost by calling 800-877-9700 or by sending an e-mail request to [fundinfo@nb.com](mailto:fundinfo@nb.com). You can also get this information from your investment provider or any investment provider authorized to sell the Fund's shares. The Fund's prospectus and SAI, each dated May 1, 2024 (as each may be amended or supplemented), are incorporated herein by reference.

#### GOAL

The Fund seeks the highest available current income consistent with liquidity and low risk to principal; total return is a secondary goal.

#### FEES AND EXPENSES

These tables describe the fees and expenses that you may pay if you buy, hold or sell shares of the Fund. These tables do not reflect any fees and expenses charged by your insurance company under your variable contract or by your qualified plan. If the tables did reflect such fees and expenses, the overall expenses would be higher than those shown. Please refer to the prospectus for your variable contract or your qualified plan documentation for information on their separate fees and expenses.

<b>Shareholder Fees</b> (fees paid directly from your investment)	None
<b>Annual Fund Operating Expenses</b> (expenses that you pay each year as a % of the value of your investment)	
Management fees	0.57
Distribution and/or shareholder service (12b-1) fees	None
Other expenses	0.29
Total annual operating expenses	0.86

#### Expense Example

The expense example can help you compare costs among mutual funds. The example assumes that you invested \$10,000 for the periods shown, that you redeemed all of your shares at the end of those periods, that the Fund earned a hypothetical 5% total return each year, and that the Fund's expenses were those in the table. Actual performance and expenses may be higher or lower.

	1 Year	3 Years	5 Years	10 Years
Class I	\$88	\$274	\$477	\$1,061

#### Portfolio Turnover

The Fund pays transaction costs, such as commissions, when it buys and sells securities (or "turns over" its portfolio). A higher portfolio turnover rate may indicate higher transaction costs. These costs, which are not reflected in annual operating expenses or in the example, affect the Fund's performance. During the most recent fiscal year, the Fund's portfolio turnover rate was 53% of the average value of its portfolio.

#### PRINCIPAL INVESTMENT STRATEGIES

To pursue its goals, the Fund invests mainly in fixed and floating rate investment-grade bonds and other debt securities issued by domestic and foreign governments, corporate entities, and trusts. These may include mortgage- and asset-backed securities, collateralized debt obligations ("CDOs"), including collateralized loan obligations ("CLOs"), and credit risk transfer securities. The Fund considers debt securities to be investment grade if, at the time of investment, they are rated within the four highest categories by at least one independent credit rating agency or, if unrated, are determined by the Portfolio Managers to be of comparable quality.

The Portfolio Managers monitor trends in the corporate and government securities markets, as well as a range of economic and financial factors utilizing internally generated data that are produced by specialty sector investment teams in conjunction with asset allocation tools. If particular sectors of the bond market appear relatively inexpensive, the Portfolio Managers may increase the Fund's exposure in those sectors and decrease exposure in other sectors. The Portfolio Managers look for securities that appear under-priced compared to securities of similar structure and credit quality. The Fund may sell securities if the Portfolio Managers find an opportunity they believe is more compelling or if the Portfolio Managers' outlook on the investment or the market changes.

To enhance yield and add diversification, the Fund may invest up to 20% of its net assets in securities that are below investment grade (commonly known as “junk bonds”). In choosing lower-rated securities, the Portfolio Managers generally look for bonds from issuers whose financial health appears comparatively strong, and that may have their credit ratings raised. The Fund does not normally invest in or continue to hold securities that are in default or have defaulted with respect to the payment of interest or repayment of principal, but may do so depending on market or other conditions.

The Fund may invest in foreign securities, including obligations of issuers in emerging market countries, denominated in any currency, but the Fund normally will not invest more than 20% of its total assets at the time of investment in non-US dollar denominated securities. The Fund considers emerging market countries to be countries included in the JPMorgan Emerging Markets Bond Index - Global Diversified, the JPMorgan Corporate Emerging Markets Bond Index - Diversified, the JPMorgan Emerging Local Markets Index or the JPMorgan Government Bond Index - Emerging Markets Global Diversified, as well as those countries which are not defined as High Income Organization for Economic Cooperation and Development (OECD) member countries by the World Bank.

The Fund may also invest in derivative instruments as a means of hedging risk and/or for investment or efficient portfolio management purposes, which may include altering the Fund’s exposure to interest rates, currencies, sectors and individual issuers. These derivative instruments may include futures, forward foreign currency contracts, and swaps.

The Fund may also invest a significant amount of its assets in U.S. Treasury securities or other money market instruments depending on market conditions. Additionally, the Fund may invest in restricted securities. The Fund may also engage in when-issued and forward-settling securities (such as to-be-announced (“TBA”) mortgage-backed securities), which involve a commitment by the Fund to purchase securities that will be issued or settled at a later date.

The Fund seeks to reduce credit risk by diversifying among many issuers and different types of securities. As part of the investment process, the Portfolio Managers analyze individual issues (including an analysis of cash flows, ability to pay principal and interest, balance sheet composition, and market positioning). As part of their fundamental investment analysis the Portfolio Managers consider Environmental, Social and Governance (ESG) factors they believe are financially material to individual investments, where applicable, as described below. While this analysis is inherently subjective and may be informed by internally generated and third-party metrics, data and other information, the Portfolio Managers believe that the consideration of financially material ESG factors, alongside traditional financial metrics, may improve credit analysis, security selection, relative value analysis and enhance the Fund’s overall investment process. The specific ESG factors considered and scope and application of integration may vary depending on the specific investment and/or investment type. The consideration of ESG factors does not apply to certain instruments, such as certain derivative instruments, other registered investment companies, cash and cash equivalents. The consideration of ESG factors as part of the investment process does not mean that the Fund pursues a specific “impact” or “sustainable” investment strategy.

Although it may invest in securities of any maturity, the Fund normally seeks to maintain an average portfolio duration of three years or less.

The Fund may invest in other investment companies, including exchange-traded funds (“ETFs”), if the investment companies invest principally in the types of investments in which the Fund may invest directly.

In an effort to achieve its goal, the Fund may engage in frequent and active trading.

The Fund normally invests at least 80% of its net assets in bonds and other debt securities and other investment companies that provide investment exposure to such debt securities. The Fund will not alter this policy without providing shareholders at least 60 days’ notice. This test is applied at the time the Fund invests; later percentage changes caused by a change in Fund assets, market values or company circumstances will not require the Fund to dispose of a holding.

## **PRINCIPAL INVESTMENT RISKS**

Most of the Fund’s performance depends on what happens in the market for debt instruments, the Portfolio Managers’ evaluation of those developments, and the success of the Portfolio Managers in implementing the Fund’s investment strategies. The Fund’s use of derivative instruments will result in leverage, which amplifies the risks that are associated with these markets. The market’s behavior can be difficult to predict, particularly in the short term. There can be no guarantee that the Fund will achieve its goal. The Fund may take temporary defensive and cash management positions; to the extent it does, it will not be pursuing its principal investment strategies.

The actual risk exposure taken by the Fund in its investment program will vary over time, depending on various factors including the Portfolio Managers’ evaluation of issuer, political, regulatory, market, or economic developments. There can be no guarantee

that the Portfolio Managers will be successful in their attempts to manage the risk exposure of the Fund or will appropriately evaluate or weigh the multiple factors involved in investment decisions, including issuer, market and/or instrument-specific analysis, valuation and ESG factors.

The Fund is a mutual fund, not a bank deposit, and is not guaranteed or insured by the Federal Deposit Insurance Corporation or any other government agency. The value of your investment may fall, sometimes sharply, and you could lose money by investing in the Fund. While this Fund may have a shorter duration than many other income funds, this Fund is not intended to operate like a money market fund.

Each of the following risks, which are described in alphabetical order and not in order of any presumed importance, can significantly affect the Fund's performance. The relative importance of, or potential exposure as a result of, each of these risks will vary based on market and other investment-specific considerations.

**Call Risk.** Upon the issuer's desire to call a security, or under other circumstances where a security is called, including when interest rates are low and issuers opt to repay the obligation underlying a "callable security" early, the Fund may have to reinvest the proceeds in an investment offering a lower yield and may not benefit from any increase in value that might otherwise result from declining interest rates.

**Collateralized Debt Obligations Risk.** CDOs, which include collateralized loan obligations (CLOs), issue classes or "tranches" of securities that vary in risk and yield and may experience substantial losses due to interest rate fluctuations, actual defaults, collateral defaults, disappearance of subordinate tranches, market anticipation of defaults, and investor aversion to CDO securities as a class. The risks of investing in CDOs depend largely on the quality and type of the underlying debt, which may include loans, bonds and mortgages, and the tranche of the CDO in which the Fund invests. In addition, CDOs that obtain their exposure through derivative instruments entail the additional risks associated with such instruments. CDOs can be difficult to value, may at times be illiquid, may be highly leveraged (which could make them highly volatile), and may produce unexpected investment results due to their complex structure. In addition, CDOs involve many of the same risks of investing in debt securities and asset-backed securities including, but not limited to, interest rate risk, credit risk, liquidity risk, and valuation risk.

**Credit Risk.** Credit risk is the risk that issuers, guarantors, or insurers may fail, or become less able or unwilling, to pay interest and/or principal when due. Changes in the actual or perceived creditworthiness of an issuer or a downgrade or default affecting any of the Fund's securities could affect the Fund's performance by affecting the credit quality or value of the Fund's securities. Generally, the longer the maturity and the lower the credit quality of a security, the more sensitive it is to credit risk.

**Currency Risk.** Currency risk is the risk that foreign currencies will decline in value relative to the U.S. dollar. To the extent that the Fund invests in securities or other instruments denominated in or indexed to foreign currencies, changes in currency exchange rates could adversely impact investment gains or add to investment losses. Currency exchange rates may fluctuate significantly over short periods of time and can be affected unpredictably by various factors, including investor perception and changes in interest rates; intervention, or failure to intervene, by U.S. or foreign governments, central banks, or supranational entities; or by currency controls or political developments in the U.S. or abroad.

**Derivatives Risk.** Use of derivatives is a highly specialized activity that can involve investment techniques and risks different from, and in some respects greater than, those associated with investing in more traditional investments, such as stocks and bonds. Derivatives can be highly complex and highly volatile and may perform in unanticipated ways. Derivatives can create leverage, and the Fund could lose more than the amount it invests; some derivatives can have the potential for unlimited losses. Derivatives may at times be highly illiquid, and the Fund may not be able to close out or sell a derivative at a particular time or at an anticipated price. Derivatives can be difficult to value and valuation may be more difficult in times of market turmoil. The value of a derivative instrument depends largely on (and is derived from) the value of the reference instrument underlying the derivative. There may be imperfect correlation between the behavior of a derivative and that of the reference instrument underlying the derivative. An abrupt change in the price of a reference instrument could render a derivative worthless. Derivatives may involve risks different from, and possibly greater than, the risks associated with investing directly in the reference instrument. Suitable derivatives may not be available in all circumstances, and there can be no assurance that the Fund will use derivatives to reduce exposure to other risks when that might have been beneficial. Derivatives involve counterparty risk, which is the risk that the other party to the derivative will fail to make required payments or otherwise comply with the terms of the derivative. That risk is generally thought to be greater with over-the-counter (OTC) derivatives than with derivatives that are exchange traded or centrally cleared. When the Fund uses derivatives, it will likely be required to provide margin or collateral; these practices are intended to satisfy contractual undertakings and regulatory requirements and will not prevent the Fund from incurring losses on derivatives. The need to provide margin or collateral could limit the Fund's ability to pursue other opportunities as they arise. Ongoing changes to regulation of the derivatives markets and actual and potential changes in the regulation of funds using derivative

instruments could limit the Fund's ability to pursue its investment strategies. New regulation of derivatives may make them more costly, or may otherwise adversely affect their liquidity, value or performance.

Additional risks associated with certain types of derivatives are discussed below:

**Forward Contracts.** There are no limitations on daily price movements of forward contracts. Changes in foreign exchange regulations by governmental authorities might limit the trading of forward contracts on currencies.

**Futures.** Futures contracts are subject to the risk that an exchange may impose price fluctuation limits, which may make it difficult or impossible for a fund to close out a position when desired. In the absence of such limits, the liquidity of the futures market depends on participants entering into offsetting transactions rather than taking or making delivery. To the extent a Fund enters into futures contracts requiring physical delivery (e.g., certain commodities contracts), the inability of the Fund to take or make physical delivery can negatively impact performance.

**Swaps.** The risk of loss with respect to swaps generally is limited to the net amount of payments that the Fund is contractually obligated to make or, in the case of the other party to a swap defaulting, the net amount of payments that the Fund is contractually entitled to receive. If the Fund sells a credit default swap, however, the risk of loss may be the entire notional amount of the swap.

Some swaps are now executed through an organized exchange or regulated facility and cleared through a regulated clearing organization. The absence of an organized exchange or market for swap transactions may result in difficulties in trading and valuation, especially in the event of market disruptions. The use of an organized exchange or market for swap transactions is expected to result in swaps being easier to trade or value, but this may not always be the case.

**Foreign and Emerging Market Risk.** Foreign securities, including those issued by foreign governments, involve risks in addition to those associated with comparable U.S. securities. Additional risks include exposure to less developed or less efficient trading markets; social, political, diplomatic, or economic instability; trade barriers and other protectionist trade policies (including those of the U.S.); imposition of economic sanctions against a particular country or countries, organizations, companies, entities and/or individuals; significant government involvement in an economy and/or market structure; fluctuations in foreign currencies or currency redenomination; potential for default on sovereign debt; nationalization or expropriation of assets; settlement, custodial or other operational risks; higher transaction costs; confiscatory withholding or other taxes; and less stringent auditing and accounting, corporate disclosure, governance, and legal standards. As a result, foreign securities may fluctuate more widely in price, and may also be less liquid, than comparable U.S. securities. Regardless of where a company is organized or its stock is traded, its performance may be affected significantly by events in regions from which it derives its profits or in which it conducts significant operations.

Investing in emerging market countries involves risks in addition to and greater than those generally associated with investing in more developed foreign countries. The governments of emerging market countries may be more unstable and more likely to impose capital controls, nationalize a company or industry, place restrictions on foreign ownership and on withdrawing sale proceeds of securities from the country, intervene in the financial markets, and/or impose burdensome taxes that could adversely affect security prices. To the extent a foreign security is denominated in U.S. dollars, there is also the risk that a foreign government will not let U.S. dollar-denominated assets leave the country. In addition, the economies of emerging market countries may be dependent on relatively few industries that are more susceptible to local and global changes. Emerging market countries may also have less developed legal and accounting systems, and their legal systems may deal with issuer bankruptcies and defaults differently than U.S. law would. Securities markets in emerging market countries are also relatively small and have substantially lower trading volumes. Securities of issuers in emerging market countries may be more volatile and less liquid than securities of issuers in foreign countries with more developed economies or markets and the situation may require that the Fund fair value its holdings in those countries.

Securities of issuers traded on foreign exchanges may be suspended, either by the issuers themselves, by an exchange, or by governmental authorities. The likelihood of such suspensions may be higher for securities of issuers in emerging or less-developed market countries than in countries with more developed markets. Trading suspensions may be applied from time to time to the securities of individual issuers for reasons specific to that issuer, or may be applied broadly by exchanges or governmental authorities in response to market events. Suspensions may last for significant periods of time, during which trading in the securities and in instruments that reference the securities, such as derivative instruments, may be halted. In the event that the Fund holds material positions in such suspended securities or instruments, the Fund's ability to liquidate its positions or provide liquidity to investors may be compromised and the Fund could incur significant losses.

**High Portfolio Turnover Risk.** The Fund may engage in active and frequent trading and may have a high portfolio turnover rate, which may increase the Fund's transaction costs and may adversely affect the Fund's performance.

**Interest Rate Risk.** The Fund's yield and share price will fluctuate in response to changes in interest rates. In general, the value of investments with interest rate risk, such as debt securities, will move in the direction opposite to movements in interest rates. If interest rates rise, the value of such securities may decline. Typically, the longer the maturity or duration of a debt security, the greater the effect a change in interest rates could have on the security's price. Thus, the sensitivity of the Fund's debt securities to interest rate risk will increase with any increase in the duration of those securities.

**Issuer-Specific Risk.** An individual security may be more volatile, and may perform differently, than the market as a whole.

**Leverage Risk.** Leverage amplifies changes in the Fund's net asset value and may make the Fund more volatile. Derivatives and when-issued and forward-settling securities may create leverage and can result in losses to the Fund that exceed the amount originally invested and may accelerate the rate of losses or magnify the risks of other portfolio investments. There can be no assurance that the Fund's use of any leverage will be successful and the Fund may need to dispose of some of its holdings at unfavorable times or prices. The Fund's investment exposure can exceed its net assets, sometimes by a significant amount.

**Liquidity Risk.** From time to time, the trading market for a particular investment in which the Fund invests, or a particular type of instrument in which the Fund is invested, may become less liquid or even illiquid. Illiquid investments frequently can be more difficult to purchase or sell at an advantageous price or time, and there is a greater risk that the investments may not be sold for the price at which the Fund is carrying them. Certain investments that were liquid when the Fund purchased them may become illiquid, sometimes abruptly. Additionally, market closures due to holidays or other factors may render a security or group of securities (e.g., securities tied to a particular country or geographic region) illiquid for a period of time. An inability to sell a portfolio position can adversely affect the Fund's value or prevent the Fund from being able to take advantage of other investment opportunities. Market prices for such securities or other investments may be volatile. During periods of substantial market volatility, an investment or even an entire market segment may become illiquid, sometimes abruptly, which can adversely affect the Fund's ability to limit losses.

Unexpected episodes of illiquidity, including due to market or political factors, instrument or issuer-specific factors and/or unanticipated outflows or other factors, may limit the Fund's ability to pay redemption proceeds within the allowable time period. To meet redemption requests during periods of illiquidity, the Fund may be forced to sell securities at an unfavorable time and/or under unfavorable conditions.

**Lower-Rated Debt Securities Risk.** Lower-rated debt securities (commonly known as "junk bonds") and unrated debt securities determined to be of comparable quality involve greater risks than investment grade debt securities. Such securities may fluctuate more widely in price and yield and may fall in price, sometimes abruptly, due to changes in interest rates, market activity, economic conditions, such as when economic conditions are deteriorating or are expected to deteriorate, or other factors. These securities may be less liquid, may require a greater degree of judgment to establish a price and may be difficult to sell at the time and price the Fund desires. Lower-rated debt securities are considered by the major rating agencies to be predominantly speculative with respect to the issuer's continuing ability to pay principal and interest and carry a greater risk that the issuer of such securities will default in the timely payment of principal and interest. Issuers of securities that are in default or have defaulted may fail to resume principal or interest payments, in which case the Fund may lose its entire investment. The creditworthiness of issuers of these securities may be more complex to analyze than that of issuers of investment grade debt securities, and the overreliance on credit ratings may present additional risks.

**Market Volatility Risk.** Markets may be volatile and values of individual securities and other investments, including those of a particular type, may decline significantly in response to adverse issuer, political, regulatory, market, economic or other developments that may cause broad changes in market value, public perceptions concerning these developments, and adverse investor sentiment or publicity. Geopolitical and other risks, including environmental and public health risks may add to instability in world economies and markets generally. Changes in value may be temporary or may last for extended periods. If the Fund sells a portfolio position before it reaches its market peak, it may miss out on opportunities for better performance.

**Mortgage- and Asset-Backed Securities Risk.** The value of mortgage- and asset-backed securities, including collateralized mortgage instruments, will be influenced by the factors affecting the housing market or the assets underlying the securities. These securities tend to be more sensitive to changes in interest rates than other types of debt securities. In addition, investments in mortgage- and asset-backed securities may be subject to prepayment risk and extension risk, call risk, credit risk, valuation risk, and illiquid investment risk, sometimes to a higher degree than various other types of debt securities. These securities are also

subject to the risk of default on the underlying mortgages or assets, particularly during periods of market downturn, and an unexpectedly high rate of defaults on the underlying assets will adversely affect the security's value.

**Other Investment Company Risk.** To the extent the Fund invests in other investment companies, including money market funds and exchange-traded funds (ETFs), its performance will be affected by the performance of those other investment companies. Investments in other investment companies are subject to the risks of the other investment companies' investments, as well as to the other investment companies' expenses.

An ETF may trade in the secondary market at a price below the value of its underlying portfolio, may not be liquid and may be halted by the listing exchange. An actively managed ETF's performance will reflect its adviser's ability to make investment decisions that are suited to achieving the ETF's investment objectives. A passively managed ETF may not replicate the performance of the index it intends to track.

**Prepayment and Extension Risk.** The Fund's performance could be affected if borrowers pay back principal on certain debt securities, such as mortgage- or asset-backed securities, before (prepayment) or after (extension) the market anticipates such payments, shortening or lengthening their duration. Due to a decline in interest rates or an excess in cash flow into the issuer, a debt security might be called or otherwise converted, prepaid or redeemed before maturity. As a result of prepayment, the Fund may have to reinvest the proceeds in an investment offering a lower yield, may not benefit from any increase in value that might otherwise result from declining interest rates, and may lose any premium it paid to acquire the security. Conversely, rising market interest rates generally result in slower payoffs or extension, which effectively increases the duration of certain debt securities, heightening interest rate risk and increasing the magnitude of any resulting price declines.

**Private Placements and Other Restricted Securities Risk.** Private placements and other restricted securities, including securities for which Fund management has material non-public information, are securities that are subject to legal and/or contractual restrictions on their sales. These securities may not be sold to the public unless certain conditions are met, which may include registration under the applicable securities laws. As a result of the absence of a public trading market, the prices of these securities may be more difficult to determine than publicly traded securities and these securities may involve heightened risk as compared to investments in securities of publicly traded companies. Private placements and other restricted securities may be illiquid, and it frequently can be difficult to sell them at a time when it may otherwise be desirable to do so or the Fund may be able to sell them only at prices that are less than what the Fund regards as their fair market value. Transaction costs may be higher for these securities. In addition, the Fund may get only limited information about the issuer of a private placement or other restricted security.

**Recent Market Conditions.** Both U.S. and international markets have experienced significant volatility in recent months and years. As a result of such volatility, investment returns may fluctuate significantly. National economies are substantially interconnected, as are global financial markets, which creates the possibility that conditions in one country or region might adversely impact issuers in a different country or region. However, the interconnectedness of economies and/or markets may be diminishing or changing, which may impact such economies and markets in ways that cannot be foreseen at this time.

Although interest rates were unusually low in recent years in the U.S. and abroad, recently, the Federal Reserve and certain foreign central banks raised interest rates as part of their efforts to address rising inflation. It is difficult to accurately predict the pace at which interest rates might increase or start decreasing, the timing, frequency or magnitude of any such changes in interest rates, or when such changes might stop or reverse course. Additionally, various economic and political factors could cause the Federal Reserve or other foreign central banks to change their approach in the future and such actions may result in an economic slowdown both in the U.S. and abroad. Unexpected changes in interest rates could lead to significant market volatility or reduce liquidity in certain sectors of the market. Deteriorating economic fundamentals may, in turn, increase the risk of default or insolvency of particular issuers, negatively impact market value, cause credit spreads to widen, and reduce bank balance sheets. Any of these could cause an increase in market volatility, or reduce liquidity across various markets or decrease confidence in the markets.

Some countries, including the U.S., have adopted more protectionist trade policies. Slowing global economic growth, the rise in protectionist trade policies, changes to some major international trade agreements, risks associated with the trade agreement between the United Kingdom and the European Union, and the risks associated with trade negotiations between the U.S. and China, could affect the economies of many nations in ways that cannot necessarily be foreseen at the present time. In addition, if the U.S. dollar continues to be strong, it may decrease foreign demand for U.S. assets, which could have a negative impact on certain issuers and/or industries.

Regulators in the U.S. have proposed and adopted a number of changes to regulations involving the markets and issuers, some of which apply to the Fund. The full effect of various newly adopted regulations is not currently known. Additionally, it is not currently known whether any of the proposed regulations will be adopted. However, due to the scope of regulations being proposed and adopted, certain of these changes to regulation could limit the Fund's ability to pursue its investment strategies or make certain investments, may make it more costly for it to operate, or adversely impact performance.

Tensions, war, or open conflict between nations, such as between Russia and Ukraine, in the Middle East, or in eastern Asia could affect the economies of many nations, including the United States. The duration of ongoing hostilities and any sanctions and related events cannot be predicted. Those events present material uncertainty and risk with respect to markets globally and the performance of the Fund and its investments or operations could be negatively impacted.

High public debt in the U.S. and other countries creates ongoing systemic and market risks and policymaking uncertainty. There is no assurance that the U.S. Congress will act to raise the nation's debt ceiling; a failure to do so could cause market turmoil and substantial investment risks that cannot now be fully predicted. Unexpected political, regulatory and diplomatic events within the U.S. and abroad may affect investor and consumer confidence and may adversely impact financial markets and the broader economy.

There is widespread concern about the potential effects of global climate change on property and security values. Certain issuers, industries and regions may be adversely affected by the impact of climate change in ways that cannot be foreseen. The impact of legislation, regulation and international accords related to climate change may negatively impact certain issuers and/or industries.

**Redemption Risk.** The Fund may experience periods of large or frequent redemptions that could cause the Fund to sell assets at inopportune times, which could have a negative impact on the Fund's overall liquidity, or at a loss or depressed value.

Redemption risk is greater to the extent that one or more investors or intermediaries control a large percentage of investments in the Fund and the risk is heightened during periods of declining or illiquid markets. Large redemptions could hurt the Fund's performance, increase transaction costs, and create adverse tax consequences. A general rise in interest rates has the potential to cause investors to move out of fixed income securities on a large scale, which may increase redemptions from mutual funds that hold large amounts of fixed income securities; such a move, coupled with a reduction in the ability or willingness of dealers and other institutional investors to buy or hold fixed income securities, may result in decreased liquidity and increased volatility in the fixed income markets.

**Sector Risk.** From time to time, based on market or economic conditions, the Fund may have significant positions in one or more sectors of the market. To the extent the Fund invests more heavily in particular sectors, its performance will be especially sensitive to developments that significantly affect those sectors. Individual sectors or sub-sectors may be more volatile, and may perform differently, than the broader market. The industries that constitute a sector may all react in the same way to economic, political or regulatory events.

**Sovereign Debt Risk.** Sovereign debt securities are subject to the risk that a governmental entity may delay or refuse to pay interest or principal on its sovereign debt, due, for example, to cash flow problems, insufficient foreign currency reserves, political considerations, the size of the governmental entity's debt position in relation to the economy, its policy toward international lenders or the failure to put in place economic reforms required by multilateral agencies. If a governmental entity defaults, it may ask for more time in which to pay or for further loans. There may be no legal process for collecting sovereign debt that a government does not pay nor are there bankruptcy proceedings through which all or part of the sovereign debt that a governmental entity has not repaid may be collected. Sovereign debt risk is increased for emerging market issuers.

**U.S. Government Securities Risk.** Although the Fund may hold securities that carry U.S. government guarantees, these guarantees do not extend to shares of the Fund itself and do not guarantee the market prices, including due to changes in interest rates, of the securities. Furthermore, not all securities issued by the U.S. government and its agencies and instrumentalities are backed by the full faith and credit of the U.S. Treasury. Securities not backed by the full faith and credit of the U.S. Treasury carry at least some risk of non-payment or default.

**Variable and Floating Rate Instruments Risk.** The market prices of instruments with variable and floating interest rates are generally less sensitive to interest rate changes than are the market prices of instruments with fixed interest rates. Variable and floating rate instruments may decline in value if market interest rates or interest rates paid by such instruments do not move as expected. Certain types of floating rate instruments, such as interests in bank loans, may be subject to greater liquidity risk than other debt securities, may have restrictions on resale and may lack an active market.

**When-Issued and Forward-Settling Securities Risk.** When-issued and forward-settling securities can have a leverage-like effect on the Fund, which can increase fluctuations in the Fund's share price; may cause the Fund to liquidate positions when it may not

be advantageous to do so, in order to satisfy its purchase obligations; and are subject to the risk that the security will not be issued or that a counterparty will fail to complete the sale or purchase of the security in which case the Fund may lose the opportunity to purchase or sell the security at the agreed upon price and any gain in the security's price.

*A summary of the Fund's additional principal investment risks is as follows:*

**Risk of Increase in Expenses.** A decline in the Fund's average net assets during the current fiscal year due to market volatility or other factors could cause the Fund's expenses for the current fiscal year to be higher than the expense information presented in "Fees and Expenses."

**Operational and Cybersecurity Risk.** The Fund and its service providers, and your ability to transact with the Fund, may be negatively impacted due to operational matters arising from, among other problems, human errors, systems and technology disruptions or failures, or cybersecurity incidents. Cybersecurity incidents may allow an unauthorized party to gain access to fund assets, customer data, or proprietary information, or cause the Fund or its service providers, as well as the securities trading venues and their service providers, to suffer data corruption or lose operational functionality. Cybersecurity incidents can result from deliberate attacks or unintentional events. It is not possible for the Manager or the other Fund service providers to identify all of the cybersecurity or other operational risks that may affect the Fund or to develop processes and controls to completely eliminate or mitigate their occurrence or effects. Most issuers in which the Fund invests are heavily dependent on computers for data storage and operations, and require ready access to the internet to conduct their business. Thus, cybersecurity incidents could also affect issuers of securities in which the Fund invests, leading to significant loss of value.

**Risk Management.** Risk is an essential part of investing. No risk management program can eliminate the Fund's exposure to adverse events; at best, it may only reduce the possibility that the Fund will be affected by such events, and especially those risks that are not intrinsic to the Fund's investment program. The Fund could experience losses if judgments about risk prove to be incorrect.

**Valuation Risk.** The Fund may not be able to sell an investment at the price at which the Fund has valued the investment. Such differences could be significant, particularly for illiquid securities and securities that trade in relatively thin markets and/or markets that experience extreme volatility. If market or other conditions make it difficult to value an investment, the Fund may be required to value such investments using more subjective methods, known as fair value methodologies. Using fair value methodologies to price investments may result in a value that is different from an investment's most recent price and from the prices used by other funds to calculate their NAVs. The Fund uses pricing services to provide values for certain securities and there is no assurance that the Fund will be able to sell an investment at the price established by such pricing services. The Fund's ability to value its investments in an accurate and timely manner may be impacted by technological issues and/or errors by third party service providers, such as pricing services or accounting agents.

## PERFORMANCE

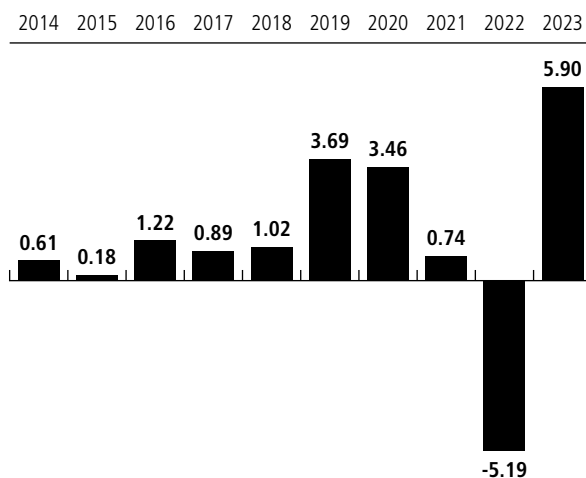
The following bar chart and table provide an indication of the risks of investing in the Fund. The bar chart shows how the Fund's performance has varied from year to year. The table below the bar chart shows what the returns would equal if you averaged out actual performance over various lengths of time and compares the returns with the returns of a broad-based market index. The index, which is described in "Description of Index" in the prospectus, has characteristics relevant to the Fund's investment strategy. The performance information does not reflect variable contract or qualified plan fees and expenses. If such fees and expenses were reflected, returns would be less than those shown. Please refer to the prospectus for your variable contract or your qualified plan documentation for information on their separate fees and expenses.

Returns would have been lower if Neuberger Berman Investment Advisers LLC had not reimbursed certain expenses and/or waived a portion of the investment management fees during certain of the periods shown.



Past performance is not a prediction of future results. Visit [www.nb.com](http://www.nb.com) or call 800-877-9700 for updated performance information.

### YEAR-BY-YEAR % RETURNS AS OF 12/31 EACH YEAR



**Best quarter:** Q2 2020 5.25%

**Worst quarter:** Q1 2020 -4.54%

### AVERAGE ANNUAL TOTAL % RETURNS AS OF 12/31/23

Short Duration Bond Portfolio	1 Year	5 Years	10 Years
Class I	5.90	1.65	1.21
Bloomberg 1-3 Year U.S. Government/Credit Bond Index (reflects no deduction for fees, expenses or taxes)	4.61	1.51	1.27

### INVESTMENT MANAGER

Neuberger Berman Investment Advisers LLC (“Manager”) is the Fund’s investment manager.

### PORTFOLIO MANAGERS

The Fund is managed by Michael Foster (Managing Director of the Manager), Matthew McGinnis (Senior Vice President of the Manager), Ashok Bhatia, CFA (Managing Director and Co-Chief Investment Officer of Fixed Income of the Manager) and David M. Brown, CFA (Managing Director and Co-Head of Global Investment Grade Fixed Income of the Manager). Mr. Foster has managed the Fund since 2008. Mr. McGinnis has managed the Fund since February 2017. Mr. Brown has managed the Fund since May 2021. Mr. Bhatia has managed the Fund since July 2022.

### BUYING AND SELLING SHARES

The Fund is designed as a funding vehicle for certain variable contracts and qualified plans. Because shares of the Fund are held by the insurance companies or qualified plans involved, you will need to follow the instructions provided by your insurance company or qualified plan administrator for matters involving allocations to the Fund.

When shares of the Fund are bought and sold, the share price is the Fund’s net asset value per share. When shares are bought or sold, the share price will be the next share price calculated after the order has been received in proper form. Shares of the Fund may be purchased or redeemed (sold) on any day the New York Stock Exchange is open.

### TAX INFORMATION

Distributions made by the Fund to an insurance company separate account or a qualified plan, and exchanges and redemptions of Fund shares made by a separate account or qualified plan, ordinarily do not cause the contract holder or plan participant to recognize income or gain for federal income tax purposes. Please see your variable contract prospectus or the governing documents of your qualified plan for information regarding the federal income tax treatment of the distributions to the applicable separate account or qualified plan and the holders of the contracts or plan participants, respectively.

**PAYMENTS TO FINANCIAL INTERMEDIARIES**

Neuberger Berman BD LLC and/or its affiliates may pay insurance companies or their affiliates, qualified plan administrators, broker-dealers or other financial intermediaries, for services to current and prospective variable contract owners and qualified plan participants who choose the Fund as an investment option. These payments may create a conflict of interest by influencing the financial intermediary and its employees to recommend the Fund over another investment or make the Fund available to their current or prospective variable contract owners and qualified plan participants. Ask your financial intermediary or visit its website for more information.





## **Prudential Series Fund**

PSF PGIM 50/50 Balanced Portfolio  
(Class I Shares)



## PSF PGIM 50/50 BALANCED PORTFOLIO



## SUMMARY PROSPECTUS • MAY 1, 2024

Before you invest, you may want to review the Portfolio's Prospectus, which contains more information about the Portfolio and its risks. You can find the Portfolio's Prospectus, Statement of Additional Information (SAI), Annual Report and other information about the Portfolio online at [www.prudential.com/variableinsuranceportfolios](http://www.prudential.com/variableinsuranceportfolios). You can also get this information at no cost by calling 1-800-346-3778 or by sending an e-mail to [service@prudential.com](mailto:service@prudential.com). The Portfolio's Prospectus and SAI, both dated May 1, 2024, as supplemented and amended from time to time, and the Portfolio's most recent shareholder report, dated December 31, 2023 are all hereby incorporated by reference into (legally made a part of) this Summary Prospectus.

**INVESTMENT OBJECTIVE**

The investment objective of the Portfolio is to seek total investment return consistent with a conservatively managed diversified portfolio.

**PORTFOLIO FEES AND EXPENSES**

The table below shows the fees and expenses that you may pay if you invest in shares of the Portfolio. The table does not include Contract charges. Because Contract charges are not included, the total fees and expenses that you will incur will be higher than the fees and expenses set forth in the table. See your Contract prospectus for more information about Contract charges.

Annual Portfolio Operating Expenses (expenses that you pay each year as a percentage of the value of your investment)		
	Class I Shares	Class III Shares
Management Fees	0.55%	0.55%
+ Distribution and/or Service Fees (12b-1 Fees)	None	0.25%
+ Other Expenses	0.02%	0.02%
= Total Annual Portfolio Operating Expenses	0.57%	0.82%

**Example.** The following example is intended to help you compare the cost of investing in the Portfolio with the cost of investing in other mutual funds. The table does not include Contract charges. Because Contract charges are not included, the total fees and expenses that you will incur will be higher than the fees and expenses set forth in the example. See your Contract prospectus for more information about Contract charges.

The example assumes that you invest \$10,000 in the Portfolio for the time periods indicated and then redeem all of your shares at the end of those periods. The example also assumes that your investment has a 5% return each year and that the Portfolio's operating expenses remain the same. Although your actual costs may be higher or lower, based on these assumptions, your costs would be:

	1 Year	3 Years	5 Years	10 Years
PSF PGIM 50/50 Balanced Portfolio Class I Shares	\$58	\$183	\$318	\$714
PSF PGIM 50/50 Balanced Portfolio Class III Shares	\$84	\$262	\$455	\$1,014

**Portfolio Turnover.** The Portfolio pays transaction costs, such as commissions, when it buys and sells securities (or "turns over" its portfolio). A higher portfolio turnover rate may indicate higher transaction costs. These costs, which are not reflected in annual portfolio operating expenses or in the example, affect the Portfolio's performance. During the Portfolio's most recent fiscal year ended December 31, the Portfolio's portfolio turnover rate was 86% of the average value of its portfolio.

## INVESTMENTS, RISKS AND PERFORMANCE

**Principal Investment Strategies.** The Portfolio invests in a mix of equity and equity-related securities, debt obligations and money market instruments. Under normal market conditions, the Portfolio typically invests approximately 50% of its assets in equity and equity-related securities (with a range of 15% to 75%) and approximately 50% of its assets in debt obligations and money market instruments (with a range of 25% to 85%). The percentage of Portfolio assets in each category is adjusted depending on the Portfolio's expectation regarding the different markets. The Portfolio may invest in foreign securities.

The equity portion of the Portfolio is generally managed as an index portfolio, designed to perform similarly to the holdings of the S&P 500 Index.

Under normal circumstances, at least 80% of the fixed income portion of the Portfolio may be invested in intermediate and long-term debt obligations that are rated investment grade by the major ratings services, or, if unrated, considered to be of comparable quality, and high-quality money market instruments. Likewise, 20% of the fixed income portion of the Portfolio may be invested in high yield/high-risk debt securities rated as low as BB, Ba or lower by a major rating service at the time they are purchased (commonly known as "junk bonds"). The Portfolio may also invest in instruments that are not rated, but which are deemed to be of comparable quality to the instruments described above.

The Portfolio may also invest up to 30% of its total assets in foreign equity and debt securities that are not denominated in the US dollar. Up to 20% of the Portfolio's total assets may be invested in debt securities that are issued outside the US by foreign or US issuers, provided the securities are denominated in US dollars. For these purposes, the Portfolio does not consider American Depositary Receipts as foreign securities. The Portfolio's investment in debt securities may include investments in mortgage-related securities and asset-backed securities. Up to 20% of the fixed income portion of the Portfolio may also be invested in collateralized debt obligations, including collateralized loan obligations and other credit-related asset-backed securities.

**Principal Risks of Investing in the Portfolio.** The risks summarized below are the principal risks of investing in the Portfolio. The relative significance of the risks summarized below may change over time. All investments have risks to some degree, and it is possible that you could lose money by investing in the Portfolio. An investment in the Portfolio is not a deposit with a bank and is not insured or guaranteed by the Federal Deposit Insurance Corporation or any other government agency. While the Portfolio makes every effort to achieve its objective, the Portfolio cannot guarantee success. To the extent the Portfolio invests in underlying investment companies or other underlying portfolios, the Portfolio may be exposed to these risks directly through securities and other investments held directly by the Portfolio or indirectly through investments made by underlying portfolios in which the Portfolio invests.

**Equity Securities Risk.** The value of a particular stock or equity-related security held by the Portfolio could fluctuate, perhaps greatly, in response to a number of factors, such as changes in the issuer's financial condition or the value of the equity markets or a sector of those markets. Such events may result in losses to the Portfolio. In addition, due to decreases in liquidity, the Portfolio may be unable to sell its securities holdings within a reasonable time at the price it values the security or at any price.

**Fixed Income Securities Risk.** Investment in fixed income securities involves a variety of risks, including that: an issuer or guarantor of a security will be unable or unwilling to pay obligations when due; due to decreases in liquidity, the Portfolio may be unable to sell its securities holdings within a reasonable time at the price it values the security or at any price; and the Portfolio's investment may decrease in value when interest rates rise. Volatility in interest rates and in fixed income markets may increase the risk that the Portfolio's investment in fixed income securities will go down in value. In recent years, the Federal Open Market Committee (FOMC) began implementing increases to the federal funds interest rate and there may be further rate increases. To the extent rates increase substantially and/or rapidly, a Portfolio with significant investment in fixed income investments may be subject to significant losses. Changes in interest rates may also affect the liquidity of the Portfolio's investments in fixed income securities.

**Index Tracking Risk.** The Portfolio's ability to track the performance and/or holdings and weightings of an index with a high degree of correlation may be affected by, among other things, transaction costs and shareholder purchases and redemptions.

**High Yield Risk.** Investments in fixed income instruments rated below investment grade and unrated instruments of similar credit quality (i.e., "high yield securities" or "junk bonds") may be more sensitive to interest rate, credit, call, and liquidity risks than investments in investment grade securities, and have predominantly speculative characteristics. An economic downturn generally leads to a higher non-payment rate, and a high yield investment may lose significant value before a default occurs.

**Foreign Investment Risk.** Foreign markets tend to be more volatile than US markets and are generally not subject to regulatory requirements comparable to those in the US. Foreign securities include investments in securities of foreign issuers denominated in foreign currencies, as well as securities of foreign issuers denominated in US dollars and American Depositary Receipts. Foreign investment risk includes the risk that: changes in currency exchange rates may affect the value of foreign securities held by the Portfolio; foreign markets generally are more volatile than, and generally are not



subject to regulatory requirements comparable to, US markets; foreign financial reporting and tax standards usually differ from those in the US; foreign exchanges are often less liquid than US markets; political or social developments may adversely affect the value of foreign securities; foreign holdings may be subject to special taxation and limitations on repatriating investment proceeds; and certain events in foreign markets may adversely affect foreign and domestic issuers, including, among others, military conflict, geopolitical developments, interruptions in the global supply chain, natural disasters, and outbreaks of infectious diseases.

**Asset-Backed and/or Mortgage-Backed Securities Risk.** Asset-backed and mortgage-backed securities primarily are fixed income securities that represent an interest in an underlying pool of assets, such as credit card receivables or, in the case of mortgage-backed securities, mortgage loans. Like fixed income securities, asset-backed and mortgage-backed securities are subject to interest rate risk, liquidity risk, and credit risk, which may be heightened in connection with investments in loans to “subprime” borrowers. Certain asset-backed and mortgage-backed securities are subject to the risk that those obligations will be repaid sooner than expected or later than expected, either of which may result in lower-than-expected returns. Mortgage-backed securities, because they are backed by mortgage loans, are also subject to risks related to real estate, and securities backed by private-issued mortgages may experience higher rates of default on the underlying mortgages than securities backed by government-issued mortgages.

**Bank Loan Investments Risk.** A Portfolio’s ability to receive payments of principal and interest and other amounts in connection with loans (whether through participations, assignments or otherwise) will depend primarily on the financial condition of the borrower. The failure by the Portfolio to receive scheduled interest or principal payments on a loan because of a default, bankruptcy or any other reason would adversely affect the income of the Portfolio and would likely reduce the value of its assets. Even with loans secured by collateral, there is the risk that the value of the collateral may decline, may be insufficient to meet the obligations of the borrower, or be difficult to liquidate. In the event of a default, the Portfolio may have difficulty collecting on any collateral and would not have the ability to collect on any collateral for an uncollateralized loan. Further, the Portfolio’s access to collateral, if any, may be limited by bankruptcy laws. Loans that are secured and senior to other debtholders of a borrower tend to have more favorable loss recovery rates as compared to more junior types of below investment grade debt obligations, and junior loans can involve a higher degree of risk than more senior loans. In addition, loan participations generally are subject to restrictions on transfer, and only limited opportunities may exist to sell loan participations in secondary markets. As a result, it may be difficult for the Portfolio to value loans or sell loans at an acceptable price when it wants to sell them. Loans trade in an over-the-counter market, and confirmation and settlement, which are effected through standardized procedures and documentation, may have an impact on the length and timing of completing trades. To the extent the Portfolio invests in loans of non-US issuers, the risks of investing in non-US issuers are applicable. Loans may not be considered to be “securities” and as a result may not benefit from the protections of the federal securities laws, including anti-fraud protections and those with respect to the use of material non-public information, so that purchasers, such as the Portfolio, may not have the benefit of these protections.

**Collateralized Debt Obligations Risk (CDO):** The risks of an investment in a CDO, which can include collateralized loan obligations (CLOs), depend largely on the quality and type of the collateral and the tranche of the CDO in which the Portfolio invests. Investments in CDOs may be illiquid. In addition to the risks associated with debt instruments (e.g., interest rate risk and credit risk), CDOs carry additional risks including, but not limited to: (i) the possibility that distributions from collateral will not be adequate to make interest or other payments; (ii) the quality of the collateral may decline in value or default; (iii) the possibility that the Portfolio may invest in CDOs that are subordinate to other classes of the issuer’s securities; and (iv) the complex structure of the security may not be fully understood at the time of investment and may produce disputes with the issuer or unexpected investment results.

**Credit Risk.** This is the risk that the issuer, the guarantor, or the insurer of a fixed income security, the counterparty to an investment or derivatives contract, or obligor of an obligation underlying an asset-backed security may be unable or unwilling to make timely principal and interest payments or to otherwise honor its obligations. Litigation, legislation or other political events, business or economic conditions, or the bankruptcy of the issuer could have a significant effect on an issuer’s or obligor’s ability to make payments of principal and/or interest. The lower the credit quality of a bond, the more sensitive it is to credit risk, and the credit quality of an investment can deteriorate rapidly.

**Currency Risk.** Currency risk is the risk that fluctuations in exchange rates will adversely affect the market value of a Portfolio’s investments, including the risk that the currencies in which the Portfolio’s investments are traded or in which the Portfolio receives income will decline in value relative to the US dollar. The overall impact on a Portfolio’s holdings can be significant, and long-lasting, depending on the currencies represented in the portfolio and how each foreign currency appreciates or depreciates in relation to the US dollar and whether currency positions are hedged. Further, since exchange rate movements are volatile, a Portfolio’s attempt at hedging could be unsuccessful, and it is not possible to effectively hedge the currency risks of many emerging market countries.

**Derivatives Risk.** A derivative is a financial contract, the value of which depends upon, or is derived from, the value of one or more underlying investments, such as an asset, reference rate, or index. The use of derivatives is a highly specialized activity that involves a variety of risks in addition to and greater than those associated with investing directly

in securities, including the risk that: the party on the other side of a derivative transaction will be unable to honor its financial obligation; leverage created by investing in derivatives may result in losses to the Portfolio; derivatives may be difficult or impossible for the Portfolio to buy or sell at an opportune time or price, and may be difficult to terminate or otherwise offset; derivatives used for hedging may reduce or magnify losses but also may reduce or eliminate gains; the price of derivatives may be more volatile than the prices of traditional equity and debt securities; and changes in a derivative's value may not correlate perfectly with the assets, rates, indices or instruments it is designed to hedge or closely track. The Portfolio is subject to a derivatives risk management program, which may limit the ability of the Portfolio to invest in derivatives.

**Economic and Market Events Risk.** Economic and market events risk is the risk that one or more markets in which the Portfolio invests will decline in value, including the possibility that the markets will decline sharply and unpredictably. While a Portfolio's Manager or Subadviser(s) may make efforts to control the risks associated with market changes, and may attempt to identify changes as they occur, market environment changes can be sudden and extreme. Significant shocks to or disruptions of the financial markets or the economy, including those relating to general economic, political, or financial market conditions; significant or unexpected failures, near-failures or credit downgrades of key institutions; investor sentiment and market perceptions; unexpected changes in the prices of key commodities; government actions; geopolitical events or changes; and factors related to a specific issuer, geography, industry or sector, could adversely affect the liquidity and volatility of securities held by the Portfolio. In periods of market volatility and/or declines, the Portfolio may experience high levels of shareholder redemptions, and may have to sell securities at times when it would otherwise not do so, and at unfavorable prices.

**Equity and Equity-Related Securities Risk.** From time to time, the Portfolio may purchase or hold equity or equity-related securities incidental to the purchase or ownership of fixed income instruments or in connection with a reorganization of a borrower. These include common stock, preferred stock or securities that may be converted into or exchanged for common stock—known as convertible securities—like rights and warrants. The value of a particular equity or equity-related security held by a Portfolio could fluctuate, perhaps greatly, in response to a number of factors, such as changes in the issuer's financial condition, changes in interest rates, or heightened levels of inflation. Such events may result in losses to the Portfolio. In addition, due to decreases in liquidity, the Portfolio may be unable to sell its securities holdings within a reasonable time at the price it values the security or at any price.

**Expense Risk.** The actual cost of investing in the Portfolio may be higher than the expenses shown in the "Annual Portfolio Operating Expenses" table above for a variety of reasons, including, for example, if the Portfolio's average net assets decrease.

**Interest Rate Risk.** The value of your investment may go down when interest rates rise. A rise in interest rates tends to have a greater impact on the prices of longer term or duration securities. When interest rates fall, the issuers of debt obligations may prepay principal more quickly than expected, and the Portfolio may be required to reinvest the proceeds at a lower interest rate. This is referred to as "prepayment risk." When interest rates rise, debt obligations may be repaid more slowly than expected, and the value of the Portfolio's holdings may fall sharply. This is referred to as "extension risk." The Portfolio currently faces a heightened level of interest rate risk because of recent increases in interest rates in the US and globally. In recent years, the Federal Open Market Committee (FOMC) began implementing increases to the federal funds interest rate and there may be further rate increases. As interest rates rise, the value of fixed income investments typically decreases and there is risk that rates across the financial system also may rise. To the extent rates increase substantially and/or rapidly, a Portfolio with significant investment in fixed income investments may be subject to significant losses. Interest rates may continue to increase, possibly suddenly and significantly, with unpredictable effects on the markets and the Portfolio's investments. The Portfolio may lose money if short-term or long-term interest rates rise sharply or in a manner not anticipated by the subadviser.

**Liquidity and Valuation Risk.** The Portfolio may hold one or more securities for which there are no or few buyers and sellers or the securities are subject to limitations on transfer. The Portfolio may be unable to sell those portfolio holdings at the desired time or price, and may have difficulty determining the value of such securities for the purpose of determining the Portfolio's net asset value. In such cases, investments owned by the Portfolio may be valued at fair value pursuant to policies and procedures adopted and implemented by the Manager. No assurance can be given that the fair value prices accurately reflect the value of the security. The Portfolio is subject to a liquidity risk management program, which limits the ability of the Portfolio to invest in illiquid investments.

**Market and Management Risk.** Markets in which the Portfolio invests may experience volatility and go down in value, and possibly sharply and unpredictably in short periods of time. Investment techniques, risk analyses, and investment strategies, which may include quantitative models or methods, used by a subadviser in making investment decisions for the Portfolio are subject to human error and may not produce the intended or desired results. The value of the Portfolio's investments may be negatively affected by the occurrence of domestic or global events, including war, terrorism, environmental disasters, natural disasters, sanctions, cybersecurity events, supply chain disruptions, political or civil instability, and public health emergencies, among others. Such events may reduce consumer demand or economic

output, result in market closures, travel restrictions or quarantines, and significantly adversely impact the economy. There is no guarantee that the investment objective of the Portfolio will be achieved.

**Prepayment or Call Risk.** Prepayment or call risk is the risk that issuers will prepay fixed-rate obligations held by the Portfolio when interest rates fall, forcing a Portfolio to reinvest in obligations with lower interest rates than the original obligations. Mortgage-related securities and asset-backed securities are particularly subject to prepayment risk.

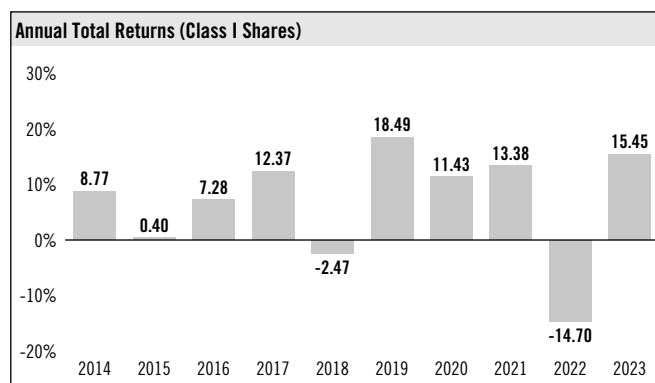
**Regulatory Risk.** The Portfolio is subject to a variety of laws and regulations which govern its operations. The Portfolio is subject to regulation by the Securities and Exchange Commission (the SEC), and depending on the Portfolio, the Commodity Futures Trading Commission (the CFTC). Similarly, the businesses and other issuers of the securities and other instruments in which the Portfolio invests are also subject to considerable regulation. Changes in laws and regulations may materially impact the Portfolio, a security, business, sector, or market.

**Past Performance.** The bar chart and table provide some indication of the risks of investing in the Portfolio by showing changes in the Portfolio's performance from year to year and by showing how the Portfolio's average annual returns for 1, 5, and 10 years compare with those of a broad-based securities market index that reflects the performance of the overall market applicable to the Portfolio. Past performance does not mean that the Portfolio will achieve similar results in the future.

The annual returns and average annual returns shown in the chart and table are after deduction of expenses and do not include Contract charges. If Contract charges were included, the returns shown would have been lower than those shown. Consult your Contract prospectus for information about Contract charges.

The table also demonstrates how the Portfolio's average annual returns compare to the returns of a custom blended index which consists of the S&P 500 Index (50%), the Bloomberg US Aggregate Bond Index (40%), and the FTSE 3-Month US Treasury Bill Index (10%). The Portfolio's investment manager determined the weight of each index comprising the custom blended index.

Annual return information in the bar chart is provided only for Class I shares. Because all of the Portfolio's shares are invested in the same portfolio of securities, annual returns for Class III shares would be lower because Class III shares do not have the same expenses as Class I shares.



Best Quarter:		Worst Quarter:	
12.06%	2nd Quarter 2020	-10.99%	1st Quarter 2020

Average Annual Total Returns (For the periods ended December 31, 2023)					
	One Year	Five Years	Ten Years	Since Inception	Inception Date
PSF PGIM 50/50 Balanced Portfolio Class I Shares	15.45%	8.07%	6.59%	-	
PSF PGIM 50/50 Balanced Portfolio Class III Shares	15.16%	N/A	N/A	2.05%	4-26-2021
Index					
Custom Blended Index (reflects no deduction for fees, expenses or taxes)	15.60%	8.64%	7.03%	2.71%*	
Broad-Based Securities Market Index: S&P 500 Index (reflects no deduction for fees, expenses or taxes)	26.29%	15.69%	12.03%	6.74%*	

\* Since Inception returns for the Indexes are measured from the month-end closest to the inception date.

## MANAGEMENT OF THE PORTFOLIO

Investment Manager	Subadviser	Portfolio Managers	Title	Service Date
PGIM Investments LLC	PGIM Quantitative Solutions LLC	Stace Mintz, CFA	Managing Director, Head of Quantitative Equity	February 2021

Investment Manager	Subadviser	Portfolio Managers	Title	Service Date
		Marco Aiolfi, PhD	Head of Multi-Asset team and Portfolio Manager	August 2022
		George N. Patterson, PhD, CFA, CFP	Managing Director, Chief Investment Officer	November 2023
		Rory Cummings, CFA	Principal, Portfolio Manager	August 2022
	PGIM Fixed Income*; PGIM Limited	Richard Piccirillo	Managing Director & Senior Portfolio Manager	February 2013
		Gregory Peters	Managing Director and Co-Chief Investment Officer	April 2014
		Matthew Angelucci, CFA	Principal and Co-Senior Portfolio Manager	September 2023
		Tyler Thorn	Vice President and Portfolio Manager	September 2023

\*PGIM Fixed Income is a business unit of PGIM, Inc.

### TAX INFORMATION

Contract owners should consult the prospectus of the appropriate separate account or description of the plan for a discussion and information on the tax consequences of the Contract, policy or plan. In addition, Contract owners may wish to consult with their own tax advisors as to the tax consequences of investments in the Contracts and the Portfolio, including the application of US federal, state, local and non-US taxes. The Portfolio currently intends to be treated as a partnership for US federal income tax purposes. As a result, the Portfolio's income, gains, losses, deductions, and credits are "passed through" pro rata directly to the Participating Insurance Companies and retain the same character for US federal income tax purposes.

### FINANCIAL INTERMEDIARY COMPENSATION

If you purchase your Contract through a broker-dealer or other financial intermediary (such as a bank), the Participating Insurance Company, the Portfolio, or their related companies may pay the intermediary for the sale of the Contract, the selection of the Portfolio, and related services. These payments may create a conflict of interest by influencing the broker-dealer or other intermediary and your salesperson to recommend the Contract over another investment or insurance product, or to recommend the Portfolio over another investment option under the Contract. Ask your salesperson or visit your financial intermediary's website for more information.

# Notes

<b>By Mail:</b>	The Prudential Series Fund, 655 Broad Street, Newark, NJ 07102
<b>By Telephone:</b>	1-800-346-3778
<b>On the Internet:</b>	<a href="http://www.prudential.com/variableinsuranceportfolios">www.prudential.com/variableinsuranceportfolios</a>



## **Prudential Series Fund**

PSF PGIM Flexible Managed Portfolio  
(Class I Shares)





## PSF PGIM FLEXIBLE MANAGED PORTFOLIO



## SUMMARY PROSPECTUS • MAY 1, 2024

Before you invest, you may want to review the Portfolio's Prospectus, which contains more information about the Portfolio and its risks. You can find the Portfolio's Prospectus, Statement of Additional Information (SAI), Annual Report and other information about the Portfolio online at [www.prudential.com/variableinsuranceportfolios](http://www.prudential.com/variableinsuranceportfolios). You can also get this information at no cost by calling 1-800-346-3778 or by sending an e-mail to [service@prudential.com](mailto:service@prudential.com). The Portfolio's Prospectus and SAI, both dated May 1, 2024, as supplemented and amended from time to time, and the Portfolio's most recent shareholder report, dated December 31, 2023 are all hereby incorporated by reference into (legally made a part of) this Summary Prospectus.

**INVESTMENT OBJECTIVE**

The investment objective of the Portfolio is total return consistent with an aggressively managed diversified portfolio.

**PORTFOLIO FEES AND EXPENSES**

The table below shows the fees and expenses that you may pay if you invest in shares of the Portfolio. The table does not include Contract charges. Because Contract charges are not included, the total fees and expenses that you will incur will be higher than the fees and expenses set forth in the table. See your Contract prospectus for more information about Contract charges.

Annual Portfolio Operating Expenses (expenses that you pay each year as a percentage of the value of your investment) <sup>(1)</sup>		
	Class I Shares	Class III Shares
Management Fees	0.60%	0.60%
+ Distribution and/or Service Fees (12b-1 Fees)	None	0.25%
+ Other Expenses	0.02%	0.02%
= Total Annual Portfolio Operating Expenses	0.62%	0.87%

<sup>(1)</sup> Any differences in total annual portfolio operating expenses shown in the table above and the expense ratio (after waivers and/or reimbursements) in the Portfolio's Financial Highlights are attributable to changes in management fees, fee waivers and/or expense limitations occurring after the end of the most recent fiscal year.

**Example.** The following example is intended to help you compare the cost of investing in the Portfolio with the cost of investing in other mutual funds. The table does not include Contract charges. Because Contract charges are not included, the total fees and expenses that you will incur will be higher than the fees and expenses set forth in the example. See your Contract prospectus for more information about Contract charges.

The example assumes that you invest \$10,000 in the Portfolio for the time periods indicated and then redeem all of your shares at the end of those periods. The example also assumes that your investment has a 5% return each year and that the Portfolio's operating expenses remain the same. Although your actual costs may be higher or lower, based on these assumptions, your costs would be:

	1 Year	3 Years	5 Years	10 Years
PSF PGIM Flexible Managed Portfolio Class I Shares	\$63	\$199	\$346	\$774
PSF PGIM Flexible Managed Portfolio Class III Shares	\$89	\$278	\$482	\$1,073

**Portfolio Turnover.** The Portfolio pays transaction costs, such as commissions, when it buys and sells securities (or "turns over" its portfolio). A higher portfolio turnover rate may indicate higher transaction costs. These costs, which are not reflected in annual portfolio operating expenses or in the example, affect the Portfolio's performance. During the Portfolio's most recent fiscal year ended December 31, the Portfolio's portfolio turnover rate was 149% of the average value of its portfolio.

## INVESTMENTS, RISKS AND PERFORMANCE

**Principal Investment Strategies.** The Portfolio invests in a mix of equity and equity-related securities, debt obligations and money market instruments. Under normal market conditions, the Portfolio typically invests approximately 60% of its assets in equity and equity-related securities (with a range of 25% to 100%) and approximately 40% of its assets in debt obligations and money market instruments (with a range of 0% to 75%). The percentage of Portfolio assets in each category is adjusted depending on the Portfolio's expectations regarding the different markets.

The equity portion of the Portfolio is generally managed under an actively managed, disciplined and adaptive strategy. Under this strategy, the portfolio managers utilize quantitative investment models as a tool in seeking to outperform the S&P 500 Index and to limit the possibility of significantly underperforming that index. The stock portion of the Portfolio is invested in a broadly diversified portfolio of stocks generally consisting of large and mid-size companies, although it may also hold stocks of smaller companies. The Portfolio invests in companies that are expected to provide either attractive returns relative to the Portfolio's peers, or that are desirable to hold in the Portfolio to manage risk.

Under normal circumstances, at least 80% of the fixed income portion of the Portfolio may be invested in intermediate and long-term debt obligations that are rated investment grade by the major ratings services, or, if unrated, considered to be of comparable quality, and high-quality money market instruments. Likewise, 20% of the fixed income portion of the Portfolio may be invested in debt securities rated as low as BB, Ba or lower by a major rating service at the time they are purchased (commonly known as "junk bonds"). The Portfolio may also invest in instruments that are not rated, but which are deemed to be of comparable quality to the instruments described above. The Portfolio may invest in mortgage-related securities and asset-backed securities, including collateralized debt obligations, collateralized loan obligations and other credit-related asset-backed securities.

The fixed income portion of the Portfolio may also include loans and assignments in the form of loan participations, mortgage-related securities and other asset-backed securities. Up to 20% of the fixed income portion of the Portfolio may also be invested in collateralized debt obligations, including collateralized loan obligations, and other credit-related asset backed securities.

The Portfolio may also invest up to 30% of its total assets in foreign equity and debt securities that are not denominated in the US dollar. In addition, up to 20% of the Portfolio's total assets may be invested in debt securities that are issued outside of the US by foreign or US issuers provided the securities are denominated in US dollars. For these purposes, we do not consider American Depositary Receipts as foreign securities.

The Portfolio may also invest in convertible debt warrants and convertible and non-convertible preferred stock of any rating. The Portfolio will not acquire any common stock except by converting a convertible security or exercising a warrant or through a restructuring. No more than 10% of the Portfolio's total assets will be held in common stocks, and those will usually be sold as soon as a favorable opportunity arises. The Portfolio may lend its portfolio securities to brokers, dealers and other financial institutions to earn income.

The stock portion of the Portfolio is invested in a broadly diversified portfolio of stocks generally consisting of large and mid-size companies, although it may also hold stocks of smaller companies. The Portfolio invests in companies that, in the subadvisor's judgment, will provide either attractive returns relative to the Portfolio's peers, or are desirable to hold in the Portfolio to manage risk.

The Portfolio may invest without limitation in debt obligations issued or guaranteed by the US Government and government-related entities. Examples of debt securities that are backed by the full faith and credit of the US Government are Treasury Inflation Protected Securities and obligations of the Government National Mortgage Association. In addition, the Portfolio may invest in US Government securities issued by other government entities, like the Federal National Mortgage Association and the Student Loan Marketing Association which are not backed by the full faith and credit of the US Government. Instead, these issuers have the right to borrow from the US Treasury to meet their obligations. The Portfolio may also invest in the debt securities of other government-related entities, like the Farm Credit System, which depend entirely upon their own resources to repay their debt.

The Portfolio may also enter into short sales against-the-box. No more than 25% of the Portfolio's net assets may be used as collateral or segregated for purposes of securing a short sale obligation.

**Principal Risks of Investing in the Portfolio.** The risks summarized below are the principal risks of investing in the Portfolio. The relative significance of the risks summarized below may change over time. All investments have risks to some degree, and it is possible that you could lose money by investing in the Portfolio. An investment in the Portfolio is not a deposit with a bank and is not insured or guaranteed by the Federal Deposit Insurance Corporation or any other government agency. While the Portfolio makes every effort to achieve its objective, the Portfolio cannot guarantee success. To the extent the Portfolio invests in underlying investment companies or other underlying portfolios, the Portfolio may be exposed to these risks directly through securities and other investments held directly by the Portfolio or indirectly through investments made by underlying portfolios in which the Portfolio invests.

**Equity Securities Risk.** The value of a particular stock or equity-related security held by the Portfolio could fluctuate, perhaps greatly, in response to a number of factors, such as changes in the issuer's financial condition or the value of the equity markets or a sector of those markets. Such events may result in losses to the Portfolio. In addition, due to decreases in liquidity, the Portfolio may be unable to sell its securities holdings within a reasonable time at the price it values the security or at any price.

**Fixed Income Securities Risk.** Investment in fixed income securities involves a variety of risks, including that: an issuer or guarantor of a security will be unable or unwilling to pay obligations when due; due to decreases in liquidity, the Portfolio may be unable to sell its securities holdings within a reasonable time at the price it values the security or at any price; and the Portfolio's investment may decrease in value when interest rates rise. Volatility in interest rates and in fixed income markets may increase the risk that the Portfolio's investment in fixed income securities will go down in value. In recent years, the Federal Open Market Committee (FOMC) began implementing increases to the federal funds interest rate and there may be further rate increases. To the extent rates increase substantially and/or rapidly, a Portfolio with significant investment in fixed income investments may be subject to significant losses. Changes in interest rates may also affect the liquidity of the Portfolio's investments in fixed income securities.

**High Yield Risk.** Investments in fixed income instruments rated below investment grade and unrated instruments of similar credit quality (i.e., "high yield securities" or "junk bonds") may be more sensitive to interest rate, credit, call, and liquidity risks than investments in investment grade securities, and have predominantly speculative characteristics. An economic downturn generally leads to a higher non-payment rate, and a high yield investment may lose significant value before a default occurs.

**Foreign Investment Risk.** Foreign markets tend to be more volatile than US markets and are generally not subject to regulatory requirements comparable to those in the US. Foreign securities include investments in securities of foreign issuers denominated in foreign currencies, as well as securities of foreign issuers denominated in US dollars and American Depositary Receipts. Foreign investment risk includes the risk that: changes in currency exchange rates may affect the value of foreign securities held by the Portfolio; foreign markets generally are more volatile than, and generally are not subject to regulatory requirements comparable to, US markets; foreign financial reporting and tax standards usually differ from those in the US; foreign exchanges are often less liquid than US markets; political or social developments may adversely affect the value of foreign securities; foreign holdings may be subject to special taxation and limitations on repatriating investment proceeds; and certain events in foreign markets may adversely affect foreign and domestic issuers, including, among others, military conflict, geopolitical developments, interruptions in the global supply chain, natural disasters, and outbreaks of infectious diseases.

**Asset-Backed and/or Mortgage-Backed Securities Risk.** Asset-backed and mortgage-backed securities primarily are fixed income securities that represent an interest in an underlying pool of assets, such as credit card receivables or, in the case of mortgage-backed securities, mortgage loans. Like fixed income securities, asset-backed and mortgage-backed securities are subject to interest rate risk, liquidity risk, and credit risk, which may be heightened in connection with investments in loans to "subprime" borrowers. Certain asset-backed and mortgage-backed securities are subject to the risk that those obligations will be repaid sooner than expected or later than expected, either of which may result in lower-than-expected returns. Mortgage-backed securities, because they are backed by mortgage loans, are also subject to risks related to real estate, and securities backed by private-issued mortgages may experience higher rates of default on the underlying mortgages than securities backed by government-issued mortgages.

**Bank Loan Investments Risk.** A Portfolio's ability to receive payments of principal and interest and other amounts in connection with loans (whether through participations, assignments or otherwise) will depend primarily on the financial condition of the borrower. The failure by the Portfolio to receive scheduled interest or principal payments on a loan because of a default, bankruptcy or any other reason would adversely affect the income of the Portfolio and would likely reduce the value of its assets. Even with loans secured by collateral, there is the risk that the value of the collateral may decline, may be insufficient to meet the obligations of the borrower, or be difficult to liquidate. In the event of a default, the Portfolio may have difficulty collecting on any collateral and would not have the ability to collect on any collateral for an uncollateralized loan. Further, the Portfolio's access to collateral, if any, may be limited by bankruptcy laws. Loans that are secured and senior to other debtholders of a borrower tend to have more favorable loss recovery rates as compared to more junior types of below investment grade debt obligations, and junior loans can involve a higher degree of risk than more senior loans. In addition, loan participations generally are subject to restrictions on transfer, and only limited opportunities may exist to sell loan participations in secondary markets. As a result, it may be difficult for the Portfolio to value loans or sell loans at an acceptable price when it wants to sell them. Loans trade in an over-the-counter market, and confirmation and settlement, which are effected through standardized procedures and documentation, may have an impact on the length and timing of completing trades. To the extent the Portfolio invests in loans of non-US issuers, the risks of investing in non-US issuers are applicable. Loans may not be considered to be "securities" and as a result may not benefit from the protections of the federal securities laws, including anti-fraud protections and those with respect to the use of material non-public information, so that purchasers, such as the Portfolio, may not have the benefit of these protections.

**Blend Style Risk.** A Portfolio's blend investment style may subject the Portfolio to risks of both value and growth investing. The portion of the Portfolio's portfolio that makes investments pursuant to a growth strategy may be subject to above-average market price fluctuations as a result of seeking high-quality stocks with good future growth prospects. The portion of the Portfolio's portfolio that makes investments pursuant to a value strategy may be subject to the risk that the market may not recognize a security's intrinsic value for long periods of time or that a stock judged to be undervalued may actually be appropriately priced. Issuers of value stocks may have experienced adverse business developments or may be subject to special risks that have caused the stock to be out of favor. If the Portfolio's assessment of market conditions or a company's value is inaccurate, the Portfolio could suffer losses or produce poor performance relative to other funds. Historically, growth stocks have performed best during later stages of economic expansion and value stocks have performed best during periods of economic recovery. Therefore, both styles may over time go in and out of favor depending on market conditions. At times when a style is out of favor, that portion of the portfolio may lag the other portion of the portfolio, which may cause the Portfolio to underperform the market in general, its benchmark, and other mutual funds.

**Collateralized Debt Obligations Risk (CDO):** The risks of an investment in a CDO, which can include collateralized loan obligations (CLOs), depend largely on the quality and type of the collateral and the tranche of the CDO in which the Portfolio invests. Investments in CDOs may be illiquid. In addition to the risks associated with debt instruments (e.g., interest rate risk and credit risk), CDOs carry additional risks including, but not limited to: (i) the possibility that distributions from collateral will not be adequate to make interest or other payments; (ii) the quality of the collateral may decline in value or default; (iii) the possibility that the Portfolio may invest in CDOs that are subordinate to other classes of the issuer's securities; and (iv) the complex structure of the security may not be fully understood at the time of investment and may produce disputes with the issuer or unexpected investment results.

**Credit Risk.** This is the risk that the issuer, the guarantor, or the insurer of a fixed income security, the counterparty to an investment or derivatives contract, or obligor of an obligation underlying an asset-backed security may be unable or unwilling to make timely principal and interest payments or to otherwise honor its obligations. Litigation, legislation or other political events, business or economic conditions, or the bankruptcy of the issuer could have a significant effect on an issuer's or obligor's ability to make payments of principal and/or interest. The lower the credit quality of a bond, the more sensitive it is to credit risk, and the credit quality of an investment can deteriorate rapidly.

**Currency Risk.** Currency risk is the risk that fluctuations in exchange rates will adversely affect the market value of a Portfolio's investments, including the risk that the currencies in which the Portfolio's investments are traded or in which the Portfolio receives income will decline in value relative to the US dollar. The overall impact on a Portfolio's holdings can be significant, and long-lasting, depending on the currencies represented in the portfolio and how each foreign currency appreciates or depreciates in relation to the US dollar and whether currency positions are hedged. Further, since exchange rate movements are volatile, a Portfolio's attempt at hedging could be unsuccessful, and it is not possible to effectively hedge the currency risks of many emerging market countries.

**Derivatives Risk.** A derivative is a financial contract, the value of which depends upon, or is derived from, the value of one or more underlying investments, such as an asset, reference rate, or index. The use of derivatives is a highly specialized activity that involves a variety of risks in addition to and greater than those associated with investing directly in securities, including the risk that: the party on the other side of a derivative transaction will be unable to honor its financial obligation; leverage created by investing in derivatives may result in losses to the Portfolio; derivatives may be difficult or impossible for the Portfolio to buy or sell at an opportune time or price, and may be difficult to terminate or otherwise offset; derivatives used for hedging may reduce or magnify losses but also may reduce or eliminate gains; the price of derivatives may be more volatile than the prices of traditional equity and debt securities; and changes in a derivative's value may not correlate perfectly with the assets, rates, indices or instruments it is designed to hedge or closely track. The Portfolio is subject to a derivatives risk management program, which may limit the ability of the Portfolio to invest in derivatives.

**Economic and Market Events Risk.** Economic and market events risk is the risk that one or more markets in which the Portfolio invests will decline in value, including the possibility that the markets will decline sharply and unpredictably. While a Portfolio's Manager or Subadviser(s) may make efforts to control the risks associated with market changes, and may attempt to identify changes as they occur, market environment changes can be sudden and extreme. Significant shocks to or disruptions of the financial markets or the economy, including those relating to general economic, political, or financial market conditions; significant or unexpected failures, near-failures or credit downgrades of key institutions; investor sentiment and market perceptions; unexpected changes in the prices of key commodities; government actions; geopolitical events or changes; and factors related to a specific issuer, geography, industry or sector, could adversely affect the liquidity and volatility of securities held by the Portfolio. In periods of market volatility and/or declines, the Portfolio may experience high levels of shareholder redemptions, and may have to sell securities at times when it would otherwise not do so, and at unfavorable prices.

**Equity and Equity-Related Securities Risk.** From time to time, the Portfolio may purchase or hold equity or equity-related securities incidental to the purchase or ownership of fixed income instruments or in connection with a reorganization of a borrower. These include common stock, preferred stock or securities that may be converted into or exchanged for common stock—known as convertible securities—like rights and warrants. The value of a particular equity or equity-related security held by a Portfolio could fluctuate, perhaps greatly, in response to a number of factors, such as changes in the issuer’s financial condition, changes in interest rates, or heightened levels of inflation. Such events may result in losses to the Portfolio. In addition, due to decreases in liquidity, the Portfolio may be unable to sell its securities holdings within a reasonable time at the price it values the security or at any price.

**Expense Risk.** The actual cost of investing in the Portfolio may be higher than the expenses shown in the “Annual Portfolio Operating Expenses” table above for a variety of reasons, including, for example, if the Portfolio’s average net assets decrease.

**Interest Rate Risk.** The value of your investment may go down when interest rates rise. A rise in interest rates tends to have a greater impact on the prices of longer term or duration securities. When interest rates fall, the issuers of debt obligations may prepay principal more quickly than expected, and the Portfolio may be required to reinvest the proceeds at a lower interest rate. This is referred to as “prepayment risk.” When interest rates rise, debt obligations may be repaid more slowly than expected, and the value of the Portfolio’s holdings may fall sharply. This is referred to as “extension risk.” The Portfolio currently faces a heightened level of interest rate risk because of recent increases in interest rates in the US and globally. In recent years, the Federal Open Market Committee (FOMC) began implementing increases to the federal funds interest rate and there may be further rate increases. As interest rates rise, the value of fixed income investments typically decreases and there is risk that rates across the financial system also may rise. To the extent rates increase substantially and/or rapidly, a Portfolio with significant investment in fixed income investments may be subject to significant losses. Interest rates may continue to increase, possibly suddenly and significantly, with unpredictable effects on the markets and the Portfolio’s investments. The Portfolio may lose money if short-term or long-term interest rates rise sharply or in a manner not anticipated by the subadviser.

**Large Company Risk.** Large-capitalization stocks as a group could fall out of favor with the market, causing the Portfolio to underperform investments that focus on small- or medium-capitalization stocks. Larger, more established companies may be slow to respond to challenges and may grow more slowly than smaller companies.

**Liquidity and Valuation Risk.** The Portfolio may hold one or more securities for which there are no or few buyers and sellers or the securities are subject to limitations on transfer. The Portfolio may be unable to sell those portfolio holdings at the desired time or price, and may have difficulty determining the value of such securities for the purpose of determining the Portfolio’s net asset value. In such cases, investments owned by the Portfolio may be valued at fair value pursuant to policies and procedures adopted and implemented by the Manager. No assurance can be given that the fair value prices accurately reflect the value of the security. The Portfolio is subject to a liquidity risk management program, which limits the ability of the Portfolio to invest in illiquid investments.

**Market and Management Risk.** Markets in which the Portfolio invests may experience volatility and go down in value, and possibly sharply and unpredictably in short periods of time. Investment techniques, risk analyses, and investment strategies, which may include quantitative models or methods, used by a subadviser in making investment decisions for the Portfolio are subject to human error and may not produce the intended or desired results. The value of the Portfolio’s investments may be negatively affected by the occurrence of domestic or global events, including war, terrorism, environmental disasters, natural disasters, sanctions, cybersecurity events, supply chain disruptions, political or civil instability, and public health emergencies, among others. Such events may reduce consumer demand or economic output, result in market closures, travel restrictions or quarantines, and significantly adversely impact the economy. There is no guarantee that the investment objective of the Portfolio will be achieved.

**Mid-Sized Company Risk.** The shares of mid-sized companies tend to trade less frequently than those of larger, more established companies, which can have an adverse effect on the pricing and volatility of these securities and on the Portfolio’s ability to sell the securities.

**Portfolio Turnover Risk.** A subadviser may engage in active trading on behalf of the Portfolio—that is, frequent trading of the Portfolio’s securities—in order to take advantage of new investment opportunities or yield differentials. The Portfolio’s turnover rate may be higher than that of other mutual funds. Portfolio turnover generally involves some expense to the Portfolio, including brokerage commissions or dealer mark-ups and other transaction costs on the sale of securities and reinvestment in other securities.

**Prepayment or Call Risk.** Prepayment or call risk is the risk that issuers will prepay fixed-rate obligations held by the Portfolio when interest rates fall, forcing a Portfolio to reinvest in obligations with lower interest rates than the original obligations. Mortgage-related securities and asset-backed securities are particularly subject to prepayment risk.

**Quantitative Model Risk.** The Portfolio and certain underlying portfolios, if applicable, may use quantitative models as part of their investment process. Securities or other investments selected using quantitative methods may perform differently from the market as a whole or from their expected performance for many reasons, including factors used in building the quantitative analytical framework, the weights placed on each factor, and changing sources of market returns.

There can be no assurance that these methodologies will produce the desired results or enable the Portfolio to achieve its objective. A given model may be more effective with certain instruments or strategies than others, and there can be no assurance that any model can identify and incorporate all factors that will affect an investment's price or performance. When models prove to be incorrect or incomplete, including because data is stale, missing or unavailable, any decisions made in reliance thereon expose the Portfolio to potential risks. Models rely on correct data inputs. If incorrect data is entered into even a well-founded model, the resulting information will be incorrect.

**Regulatory Risk.** The Portfolio is subject to a variety of laws and regulations which govern its operations. The Portfolio is subject to regulation by the Securities and Exchange Commission (the SEC), and depending on the Portfolio, the Commodity Futures Trading Commission (the CFTC). Similarly, the businesses and other issuers of the securities and other instruments in which the Portfolio invests are also subject to considerable regulation. Changes in laws and regulations may materially impact the Portfolio, a security, business, sector, or market.

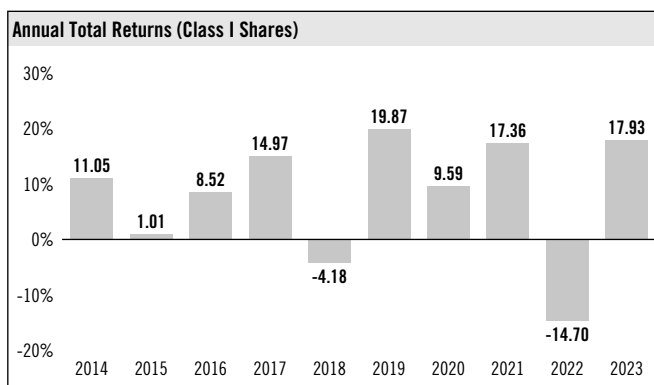
**Short Sale Risk.** A short sale involves the risk that the price of a borrowed security or derivative will increase during the time the Portfolio has borrowed the security or derivative and the Portfolio will incur a loss equal to the increase in price from the time that the short sale was entered into plus any premiums and interest paid to the third party. Short sales may result in losses that are greater than the cost of the investment. In addition, the third party to the short sale may fail to honor its contract terms, causing a loss to the Portfolio.

**US Government Securities Risk.** US Government securities may be adversely affected by changes in interest rates, a default by, or a downgrade in the credit quality rating of, the US Government, and may not be backed by the full faith and credit of the US Government.

**Past Performance.** The bar chart and table provide some indication of the risks of investing in the Portfolio by showing changes in the Portfolio's performance from year to year and by showing how the Portfolio's average annual returns for 1, 5, and 10 years compare with those of a broad-based securities market index that reflects the performance of the overall market applicable to the Portfolio. Past performance does not mean that the Portfolio will achieve similar results in the future.

The annual returns and average annual returns shown in the chart and table are after deduction of expenses and do not include Contract charges. If Contract charges were included, the returns shown would have been lower than those shown. Consult your Contract prospectus for information about Contract charges.

The table also demonstrates how the Portfolio's performance compares to the returns of a custom blended index which consists of the S&P 500 Index (60%), the Bloomberg US Aggregate Bond Index (35%) and the FTSE 3-Month US Treasury Bill Index (5%). The Portfolio's investment manager determined the weight of each index comprising the custom blended index. Annual return information in the bar chart is provided only for Class I shares. Because all of the Portfolio's shares are invested in the same portfolio of securities, annual returns for Class III shares would be lower because Class III shares do not have the same expenses as Class I shares.



Best Quarter:		Worst Quarter:	
14.93%	2nd Quarter 2020	-14.92%	1st Quarter 2020

Average Annual Total Returns (For the periods ended December 31, 2023)					
	One Year	Five Years	Ten Years	Since Inception	Inception Date
PSF PGIM Flexible Managed Portfolio Class I Shares	17.93%	9.17%	7.60%	-	
PSF PGIM Flexible Managed Portfolio Class III Shares	17.66%	N/A	N/A	3.01%	4-26-2021
Index					
Custom Blended Index (reflects no deduction for fees, expenses or taxes)	17.68%	10.04%	8.07%	3.37%*	
Broad-Based Securities Market Index: S&P 500 Index (reflects no deduction for fees, expenses or taxes)	26.29%	15.69%	12.03%	6.74%*	

\* Since Inception returns for the Indexes are measured from the month-end closest to the inception date.

## MANAGEMENT OF THE PORTFOLIO

Investment Manager	Subadviser	Portfolio Managers	Title	Service Date
PGIM Investments LLC	PGIM Quantitative Solutions LLC	Stacie L. Mintz, CFA	Managing Director, Head of Quantitative Equity	August 2006
		Marco Aiolfi, PhD	Head of Multi-Asset team and Portfolio Manager	August 2022
		George N. Patterson, PhD, CFA, CFP	Managing Director, Chief Investment Officer	November 2023
		Rory Cummings, CFA	Principal, Portfolio Manager	August 2022
	PGIM Fixed Income*; PGIM Limited	Richard Piccirillo	Managing Director and Senior Portfolio Manager	February 2013
		Gregory Peters	Managing Director and Co-Chief Investment Officer	April 2014
		Matthew Angelucci, CFA	Principal and Co-Senior Portfolio Manager	September 2023
		Tyler Thorn	Vice President and Portfolio Manager	September 2023

\* PGIM Fixed Income, is a business unit of PGIM, Inc.

## TAX INFORMATION

Contract owners should consult the prospectus of the appropriate separate account or description of the plan for a discussion and information on the tax consequences of the Contract, policy or plan. In addition, Contract owners may wish to consult with their own tax advisors as to the tax consequences of investments in the Contracts and the Portfolio, including the application of US federal, state, local and non-US taxes. The Portfolio currently intends to be treated as a partnership for US federal income tax purposes. As a result, the Portfolio's income, gains, losses, deductions, and credits are "passed through" pro rata directly to the Participating Insurance Companies and retain the same character for US federal income tax purposes.

## FINANCIAL INTERMEDIARY COMPENSATION

If you purchase your Contract through a broker-dealer or other financial intermediary (such as a bank), the Participating Insurance Company, the Portfolio, or their related companies may pay the intermediary for the sale of the Contract, the selection of the Portfolio, and related services. These payments may create a conflict of interest by influencing the broker-dealer or other intermediary and your salesperson to recommend the Contract over another investment or insurance product, or to recommend the Portfolio over another investment option under the Contract. Ask your salesperson or visit your financial intermediary's website for more information.

<b>By Mail:</b>	The Prudential Series Fund, 655 Broad Street, Newark, NJ 07102
<b>By Telephone:</b>	1-800-346-3778
<b>On the Internet:</b>	<a href="http://www.prudential.com/variableinsuranceportfolios">www.prudential.com/variableinsuranceportfolios</a>



**Prudential**  
Bring Your Challenges<sup>®</sup>



## **Prudential Series Fund**

PSF PGIM Government Money Market Portfolio  
(Class I Shares)



## PSF PGIM GOVERNMENT MONEY MARKET PORTFOLIO



SUMMARY PROSPECTUS • MAY 1, 2024

Before you invest, you may want to review the Portfolio's Prospectus, which contains more information about the Portfolio and its risks. You can find the Portfolio's Prospectus, Statement of Additional Information (SAI), Annual Report and other information about the Portfolio online at [www.prudential.com/variableinsuranceportfolios](http://www.prudential.com/variableinsuranceportfolios). You can also get this information at no cost by calling 1-800-346-3778 or by sending an e-mail to [service@prudential.com](mailto:service@prudential.com). The Portfolio's Prospectus and SAI, both dated May 1, 2024, as supplemented and amended from time to time, and the Portfolio's most recent shareholder report, dated December 31, 2023 are all hereby incorporated by reference into (legally made a part of) this Summary Prospectus.

**INVESTMENT OBJECTIVE**

The investment objective of the Portfolio is the maximum current income that is consistent with the stability of capital and the maintenance of liquidity.

**PORTFOLIO FEES AND EXPENSES**

The table below shows the fees and expenses that you may pay if you invest in shares of the Portfolio. The table does not include Contract charges. Because Contract charges are not included, the total fees and expenses that you will incur will be higher than the fees and expenses set forth in the table. See your Contract prospectus for more information about Contract charges.

Annual Portfolio Operating Expenses (expenses that you pay each year as a percentage of the value of your investment)		
	Class I Shares	Class III Shares
Management Fees	0.30%	0.30%
+ Distribution and/or Service Fees (12b-1 Fees)	None	0.25%
+ Other Expenses	0.03%	0.03%
= Total Annual Portfolio Operating Expenses	0.33%	0.58%

**Example.** The following example is intended to help you compare the cost of investing in the Portfolio with the cost of investing in other mutual funds. The table does not include Contract charges. Because Contract charges are not included, the total fees and expenses that you will incur will be higher than the fees and expenses set forth in the example. See your Contract prospectus for more information about Contract charges.

The example assumes that you invest \$10,000 in the Portfolio for the time periods indicated and then redeem all of your shares at the end of those periods. The example also assumes that your investment has a 5% return each year and that the Portfolio's operating expenses remain the same. Although your actual costs may be higher or lower, based on these assumptions, your costs would be:

	1 Year	3 Years	5 Years	10 Years
PSF PGIM Government Money Market Portfolio Class I Shares	\$34	\$106	\$185	\$418
PSF PGIM Government Money Market Portfolio Class III Shares	\$59	\$186	\$324	\$726

**INVESTMENTS, RISKS AND PERFORMANCE**

**Principal Investment Strategies.** The Portfolio invests at least 99.5% of its total assets in cash, government securities, and/or repurchase agreements that are fully collateralized with cash or government securities. Government securities include US Treasury bills, notes, and other obligations issued or guaranteed as to principal and interest by the US Government or its agencies or instrumentalities. The Portfolio has a policy that requires it to invest under normal conditions, at least 80% of its net assets in government securities and/or repurchase agreements that are collateralized by government securities.

In managing the Portfolio's assets, the Portfolio's subadviser, PGIM Fixed Income, uses a combination of top-down economic analysis and bottom-up research in conjunction with proprietary quantitative models and risk management systems. In the top-down economic analysis, the subadviser develops views on economic, policy and market trends. In its bottom-up research, the subadviser develops an internal rating and outlook on issuers. The rating and outlook are determined based on a thorough review of the financial health and trends of the issuer. The subadviser may also consider

investment factors such as expected total return, yield, spread, and potential for price appreciation as well as credit quality, maturity and risk.

The Portfolio invests only in securities that have remaining maturities of 397 days or less, or securities otherwise permitted to be purchased because of maturity shortening provisions under applicable regulations. The Portfolio seeks to invest in securities that present minimal credit risk. The Portfolio may invest significantly in securities with floating or variable rates of interest.

The Portfolio seeks to maintain a stable net asset value of \$10.00 per share. In other words, the Portfolio attempts to operate so that shareholders do not lose any of the principal amount they invest in the Portfolio. Of course, there can be no assurance that the Portfolio will achieve its goal of a stable net asset value, and shares of the Portfolio are neither insured nor guaranteed by the US government or any other entity. For instance, the issuer or guarantor of a portfolio security or the other party to a contract could default on its obligation, and this could cause the Portfolio's net asset value per share to fall below \$10.00. In addition, the income earned by the Portfolio will fluctuate based on market conditions, interest rates and other factors.

In a low interest rate environment, the yield of the Portfolio, after the deduction of operating expenses, may be negative even though the yield before deducting such expenses is positive. A negative yield may also cause the Portfolio's net asset value per share to fall below \$10.00. PGIM Investments LLC may decide to reimburse certain of these expenses to the Portfolio in order to maintain a positive yield, however it is under no obligation to do so and may cease doing so at any time without prior notice.

The Trust's Board of Trustees (the Board) has determined that the Portfolio, as a "government money market fund", is not subject to liquidity fees. The Board has reserved the power to change this determination with respect to liquidity fees, but such change would become effective only after providing appropriate prior notice to shareholders.

**Principal Risks of Investing in the Portfolio.** The risks summarized below are the principal risks of investing in the Portfolio. The relative significance of the risks summarized below may change over time. You could lose money by investing in the Portfolio. Although the Portfolio seeks to preserve the value of your investment at \$10.00 per share, it cannot guarantee it will do so. An investment in the Portfolio is not insured or guaranteed by the Federal Deposit Insurance Corporation or any other government agency. The Portfolio's sponsor has no legal obligation to provide financial support to the Portfolio, and you should not expect that the sponsor will provide financial support to the Portfolio at any time.

**Fixed Income Securities Risk.** Investment in fixed income securities involves a variety of risks, including that: an issuer or guarantor of a security will be unable or unwilling to pay obligations when due; due to decreases in liquidity, the Portfolio may be unable to sell its securities holdings within a reasonable time at the price it values the security or at any price; and the Portfolio's investment may decrease in value when interest rates rise. Volatility in interest rates and in fixed income markets may increase the risk that the Portfolio's investment in fixed income securities will go down in value. In recent years, the Federal Open Market Committee (FOMC) began implementing increases to the federal funds interest rate and there may be further rate increases. To the extent rates increase substantially and/or rapidly, a Portfolio with significant investment in fixed income investments may be subject to significant losses. Changes in interest rates may also affect the liquidity of the Portfolio's investments in fixed income securities.

**Interest Rate Risk.** The value of your investment may go down when interest rates rise. A rise in interest rates tends to have a greater impact on the prices of longer term or duration securities. When interest rates fall, the issuers of debt obligations may prepay principal more quickly than expected, and the Portfolio may be required to reinvest the proceeds at a lower interest rate. This is referred to as "prepayment risk." When interest rates rise, debt obligations may be repaid more slowly than expected, and the value of the Portfolio's holdings may fall sharply. This is referred to as "extension risk." The Portfolio currently faces a heightened level of interest rate risk because of recent increases in interest rates in the US and globally. In recent years, the Federal Open Market Committee (FOMC) began implementing increases to the federal funds interest rate and there may be further rate increases. As interest rates rise, the value of fixed income investments typically decreases and there is risk that rates across the financial system also may rise. To the extent rates increase substantially and/or rapidly, a Portfolio with significant investment in fixed income investments may be subject to significant losses. Interest rates may continue to increase, possibly suddenly and significantly, with unpredictable effects on the markets and the Portfolio's investments. The Portfolio may lose money if short-term or long-term interest rates rise sharply or in a manner not anticipated by the subadviser.

**Yield Risk.** The amount of income received by a Portfolio will go up or down depending on day-to-day variations in short-term interest rates, and when interest rates are very low, the Portfolio's expenses could absorb all or a significant portion of the Portfolio's income. If interest rates increase, the Portfolio's yield may not increase proportionately. For example, the Portfolio's investment manager may discontinue any temporary voluntary fee limitation.

**Credit Risk.** This is the risk that the issuer, the guarantor, or the insurer of a fixed income security, the counterparty to an investment or derivatives contract, or obligor of an obligation underlying an asset-backed security may be unable or unwilling to make timely principal and interest payments or to otherwise honor its obligations. Litigation, legislation or other political events, business or economic conditions, or the bankruptcy of the issuer could have a significant effect on

an issuer's or obligor's ability to make payments of principal and/or interest. The lower the credit quality of a bond, the more sensitive it is to credit risk, and the credit quality of an investment can deteriorate rapidly.

**Adjustable and Floating-Rate Securities Risk.** The value of adjustable and floating-rate securities may lag behind the value of fixed-rate securities when interest rates change. Adjustable and floating rate securities generally are less sensitive to interest rate changes, but may decline in value if their interest rates do not rise as much or as quickly as interest rates in general. Conversely, adjustable and floating-rate securities generally will not increase in value as much as fixed rate debt instruments if interest rates decline. Adjustable and floating-rate securities are also subject to credit risk, market risk, and interest rate risk. In addition, the absence of an active market for these securities could make it difficult for the Portfolio to dispose of them if the issuer defaults.

**Economic and Market Events Risk.** Economic and market events risk is the risk that one or more markets in which the Portfolio invests will decline in value, including the possibility that the markets will decline sharply and unpredictably. While a Portfolio's Manager or Subadviser(s) may make efforts to control the risks associated with market changes, and may attempt to identify changes as they occur, market environment changes can be sudden and extreme. Significant shocks to or disruptions of the financial markets or the economy, including those relating to general economic, political, or financial market conditions; significant or unexpected failures, near-failures or credit downgrades of key institutions; investor sentiment and market perceptions; unexpected changes in the prices of key commodities; government actions; geopolitical events or changes; and factors related to a specific issuer, geography, industry or sector, could adversely affect the liquidity and volatility of securities held by the Portfolio. In periods of market volatility and/or declines, the Portfolio may experience high levels of shareholder redemptions, and may have to sell securities at times when it would otherwise not do so, and at unfavorable prices.

**Expense Risk.** The actual cost of investing in the Portfolio may be higher than the expenses shown in the "Annual Portfolio Operating Expenses" table above for a variety of reasons, including, for example, if the Portfolio's average net assets decrease.

**Market and Management Risk.** Markets in which the Portfolio invests may experience volatility and go down in value, and possibly sharply and unpredictably in short periods of time. Investment techniques, risk analyses, and investment strategies, which may include quantitative models or methods, used by a subadviser in making investment decisions for the Portfolio are subject to human error and may not produce the intended or desired results. The value of the Portfolio's investments may be negatively affected by the occurrence of domestic or global events, including war, terrorism, environmental disasters, natural disasters, sanctions, cybersecurity events, supply chain disruptions, political or civil instability, and public health emergencies, among others. Such events may reduce consumer demand or economic output, result in market closures, travel restrictions or quarantines, and significantly adversely impact the economy. There is no guarantee that the investment objective of the Portfolio will be achieved.

**Prepayment or Call Risk.** Prepayment or call risk is the risk that issuers will prepay fixed-rate obligations held by the Portfolio when interest rates fall, forcing a Portfolio to reinvest in obligations with lower interest rates than the original obligations. Mortgage-related securities and asset-backed securities are particularly subject to prepayment risk.

**Regulatory Risk.** The Portfolio is subject to a variety of laws and regulations which govern its operations. The Portfolio is subject to regulation by the Securities and Exchange Commission (the SEC), and depending on the Portfolio, the Commodity Futures Trading Commission (the CFTC). Similarly, the businesses and other issuers of the securities and other instruments in which the Portfolio invests are also subject to considerable regulation. Changes in laws and regulations may materially impact the Portfolio, a security, business, sector, or market.

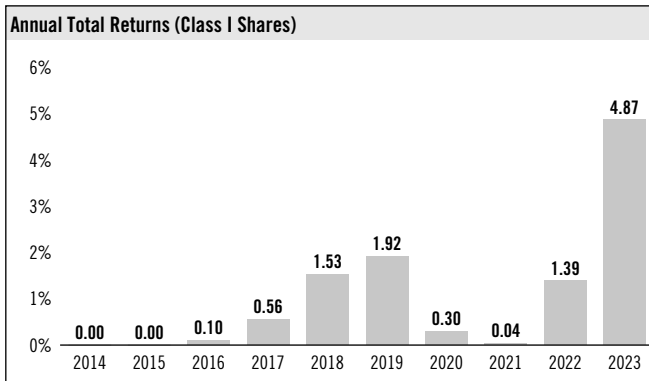
**US Government Securities Risk.** US Government securities may be adversely affected by changes in interest rates, a default by, or a downgrade in the credit quality rating of, the US Government, and may not be backed by the full faith and credit of the US Government.

**Past Performance.** The bar chart and table provide some indication of the risks of investing in the Portfolio by showing changes in the Portfolio's performance from year to year and by showing how the Portfolio's average annual returns for 1, 5, and 10 years. Past performance does not mean that the Portfolio will achieve similar results in the future.

The annual returns and average annual returns shown in the chart and table are after deduction of expenses and do not include Contract charges. If Contract charges were included, the returns shown would have been lower than those shown. Consult your Contract prospectus for information about Contract charges.

Annual return information in the bar chart is provided only for Class I shares. Because all of the Portfolio's shares are invested in the same portfolio of securities, annual returns for Class III shares would be lower because Class III shares do not have the same expenses as Class I shares.

*Note: Prior to September 12, 2016, the Portfolio operated under the name "Money Market Portfolio" as a prime money market fund and invested in certain types of securities that, as a government money market fund, the Portfolio is no longer permitted to hold. Consequently, the performance information below may have been different if the current investment limitations had been in effect during the period prior to the Portfolio's conversion to a government money market fund.*



Best Quarter:		Worst Quarter:	
1.29%	4th Quarter 2023	0.00%	4th Quarter 2021

**Average Annual Total Returns (For the periods ended December 31, 2023)**

	One Year	Five Years	Ten Years	Since Inception	Inception Date
PSF PGIM Government Money Market Portfolio Class I Shares	4.87%	1.69%	1.06%	-	
PSF PGIM Government Money Market Portfolio Class III Shares	4.61%	N/A	N/A	1.60%	4-26-2021
<b>7-Day Yield (as of December 31, 2023)</b>					
PSF PGIM Government Money Market Portfolio Class I Shares					5.05%
iMoneyNet, Inc. Government & Agency Retail Average					4.86% *

\*Source: iMoneyNet, Inc. regularly reports a 7-day yield on Tuesdays. This is based on the data of all funds in the iMoneyNet, Inc. Government & Agency Retail Average category as of 12/31/2023.

**MANAGEMENT OF THE PORTFOLIO**

Investment Manager	Subadviser
PGIM Investments LLC	PGIM Fixed Income*

\*PGIM Fixed Income is a business unit of PGIM, Inc.

**TAX INFORMATION**

Contract owners should consult the prospectus of the appropriate separate account or description of the plan for a discussion and information on the tax consequences of the Contract, policy or plan. In addition, Contract owners may wish to consult with their own tax advisors as to the tax consequences of investments in the Contracts and the Portfolio, including the application of US federal, state, local and non-US taxes. The Portfolio currently intends to be treated as a partnership for US federal income tax purposes. As a result, the Portfolio's income, gains, losses, deductions, and credits are "passed through" pro rata directly to the Participating Insurance Companies and retain the same character for US federal income tax purposes.

**FINANCIAL INTERMEDIARY COMPENSATION**

If you purchase your Contract through a broker-dealer or other financial intermediary (such as a bank), the Participating Insurance Company, the Portfolio, or their related companies may pay the intermediary for the sale of the Contract, the selection of the Portfolio, and related services. These payments may create a conflict of interest by influencing the broker-dealer or other intermediary and your salesperson to recommend the Contract over another investment or insurance product, or to recommend the Portfolio over another investment option under the Contract. Ask your salesperson or visit your financial intermediary's website for more information.

<b>By Mail:</b>	The Prudential Series Fund, 655 Broad Street, Newark, NJ 07102
<b>By Telephone:</b>	1-800-346-3778
<b>On the Internet:</b>	<a href="http://www.prudential.com/variableinsuranceportfolios">www.prudential.com/variableinsuranceportfolios</a>



**Prudential**  
Bring Your Challenges<sup>®</sup>

## **Prudential Series Fund**

PSF PGIM Jennison Blend Portfolio  
(Class I Shares)

(Includes all assets from PSF PGIM Jennison Focused Blend Portfolio)







## SUMMARY PROSPECTUS • MAY 1, 2024

Before you invest, you may want to review the Portfolio's Prospectus, which contains more information about the Portfolio and its risks. You can find the Portfolio's Prospectus, Statement of Additional Information (SAI), Annual Report and other information about the Portfolio online at [www.prudential.com/variableinsuranceportfolios](http://www.prudential.com/variableinsuranceportfolios). You can also get this information at no cost by calling 1-800-346-3778 or by sending an e-mail to [service@prudential.com](mailto:service@prudential.com). The Portfolio's Prospectus and SAI, both dated May 1, 2024, as supplemented and amended from time to time, and the Portfolio's most recent shareholder report, dated December 31, 2023 are all hereby incorporated by reference into (legally made a part of) this Summary Prospectus.

**INVESTMENT OBJECTIVE**

The investment objective of the Portfolio is long-term growth of capital.

**PORTFOLIO FEES AND EXPENSES**

The table below shows the fees and expenses that you may pay if you invest in shares of the Portfolio. The table does not include Contract charges. Because Contract charges are not included, the total fees and expenses that you will incur will be higher than the fees and expenses set forth in the table. See your Contract prospectus for more information about Contract charges.

Annual Portfolio Operating Expenses (expenses that you pay each year as a percentage of the value of your investment)			
	Class I Shares	Class II Shares	Class III Shares
Management Fees	0.45%	0.45%	0.45%
+ Distribution and/or Service Fees (12b-1 Fees)	None	0.25%	0.25%
+ Administration Fee	None	0.15%	None
+ Other Expenses	0.01%	0.01% <sup>(1)</sup>	0.01%
= Total Annual Portfolio Operating Expenses	0.46%	0.86%	0.71%

<sup>(1)</sup> Other expenses have been updated from the most recent annual report to reflect current expenses.

**Example.** The following example is intended to help you compare the cost of investing in the Portfolio with the cost of investing in other mutual funds. The table does not include Contract charges. Because Contract charges are not included, the total fees and expenses that you will incur will be higher than the fees and expenses set forth in the example. See your Contract prospectus for more information about Contract charges.

The example assumes that you invest \$10,000 in the Portfolio for the time periods indicated and then redeem all of your shares at the end of those periods. The example also assumes that your investment has a 5% return each year and that the Portfolio's operating expenses remain the same. Although your actual costs may be higher or lower, based on these assumptions, your costs would be:

	1 Year	3 Years	5 Years	10 Years
PSF PGIM Jennison Blend Portfolio Class I Shares	\$47	\$148	\$258	\$579
PSF PGIM Jennison Blend Portfolio Class II Shares	\$88	\$274	\$477	\$1,061
PSF PGIM Jennison Blend Portfolio Class III Shares	\$73	\$227	\$395	\$883

**Portfolio Turnover.** The Portfolio pays transaction costs, such as commissions, when it buys and sells securities (or "turns over" its portfolio). A higher portfolio turnover rate may indicate higher transaction costs. These costs, which are not reflected in annual portfolio operating expenses or in the example, affect the Portfolio's performance. During the Portfolio's most recent fiscal year ended December 31, the Portfolio's portfolio turnover rate was 77% of the average value of its portfolio.

**INVESTMENTS, RISKS AND PERFORMANCE****Principal Investment Strategies.**

In pursuing its investment objective, the Portfolio normally invests at least 80% of its assets (net assets plus any borrowings made for investment purposes) in common stock. The Portfolio primarily invests in the stock of companies with market capitalizations within the market capitalization range of the Russell 1000<sup>®</sup> Index (measured at the time of purchase). The market capitalization within the range will vary, but as of January 31, 2024, the weighted average market capitalization of companies included in the Russell 1000<sup>®</sup> Index was approximately \$682 billion, and the market capitalization of the largest company included in the Russell 1000<sup>®</sup> Index was approximately \$2.9 trillion. In addition, the Portfolio may invest in mid- and small-capitalization companies.

The Portfolio's subadviser, Jennison Associates LLC, employs a bottom-up fundamental stock research process which sources the investment universe from Jennison's growth, value, and small/mid cap investment teams. The growth research team seeks companies with unique business models with sustained competitive advantages; catalysts that drive growth rates well above that of the market; superior financial characteristics; and attractive long-term valuations. The value research team seeks companies the team believes are being valued at a discount to their intrinsic value, seeking companies with attractive valuation metrics that are unique to that business, high levels of durability and viability of the business and good business models that are being mispriced. The small/mid cap research process is designed to capitalize on inefficiencies in small-cap asset classes, seeking companies with attractive valuations, strong competitive positions, quality management teams, demonstrated growth in sales and earnings, balance sheet flexibility and strength, and strong earnings growth prospects. The Portfolio may invest up to 30% of its total assets in foreign securities (not including American Depositary Receipts and similar instruments). Up to 20% of the Portfolio's investable assets may be invested in short-, intermediate- or long-term debt obligations, convertible and nonconvertible preferred stock and other equity-related securities. Up to 5% of these investable assets may be rated below investment grade. These securities are considered speculative and are sometimes referred to as "junk bonds."

The subadviser employs a systematic portfolio construction process to incorporate its fundamental analysis with a systematic analysis of factors, such as stock price momentum and stock valuation. Incorporating information from both the subadviser's fundamental and systematic analyses, the subadviser constructs a diversified portfolio with sector and risk factor exposures managed relative to the Russell 1000<sup>®</sup> Index, using a technique known generally as portfolio optimization.

**Principal Risks of Investing in the Portfolio.** The risks summarized below are the principal risks of investing in the Portfolio. The relative significance of the risks summarized below may change over time. All investments have risks to some degree, and it is possible that you could lose money by investing in the Portfolio. An investment in the Portfolio is not a deposit with a bank and is not insured or guaranteed by the Federal Deposit Insurance Corporation or any other government agency. While the Portfolio makes every effort to achieve its objective, the Portfolio cannot guarantee success. To the extent the Portfolio invests in underlying investment companies or other underlying portfolios, the Portfolio may be exposed to these risks directly through securities and other investments held directly by the Portfolio or indirectly through investments made by underlying portfolios in which the Portfolio invests.

**Equity Securities Risk.** The value of a particular stock or equity-related security held by the Portfolio could fluctuate, perhaps greatly, in response to a number of factors, such as changes in the issuer's financial condition or the value of the equity markets or a sector of those markets. Such events may result in losses to the Portfolio. In addition, due to decreases in liquidity, the Portfolio may be unable to sell its securities holdings within a reasonable time at the price it values the security or at any price.

**Blend Style Risk.** A Portfolio's blend investment style may subject the Portfolio to risks of both value and growth investing. The portion of the Portfolio's portfolio that makes investments pursuant to a growth strategy may be subject to above-average market price fluctuations as a result of seeking high-quality stocks with good future growth prospects. The portion of the Portfolio's portfolio that makes investments pursuant to a value strategy may be subject to the risk that the market may not recognize a security's intrinsic value for long periods of time or that a stock judged to be undervalued may actually be appropriately priced. Issuers of value stocks may have experienced adverse business developments or may be subject to special risks that have caused the stock to be out of favor. If the Portfolio's assessment of market conditions or a company's value is inaccurate, the Portfolio could suffer losses or produce poor performance relative to other funds. Historically, growth stocks have performed best during later stages of economic expansion and value stocks have performed best during periods of economic recovery. Therefore, both styles may over time go in and out of favor depending on market conditions. At times when a style is out of favor, that portion of the portfolio may lag the other portion of the portfolio, which may cause the Portfolio to underperform the market in general, its benchmark, and other mutual funds.

**Credit Risk.** This is the risk that the issuer, the guarantor, or the insurer of a fixed income security, the counterparty to an investment or derivatives contract, or obligor of an obligation underlying an asset-backed security may be unable or unwilling to make timely principal and interest payments or to otherwise honor its obligations. Litigation, legislation or other political events, business or economic conditions, or the bankruptcy of the issuer could have a significant effect on an issuer's or obligor's ability to make payments of principal and/or interest. The lower the credit quality of a bond, the more sensitive it is to credit risk, and the credit quality of an investment can deteriorate rapidly.

**Fixed Income Securities Risk.** Investment in fixed income securities involves a variety of risks, including that: an issuer or guarantor of a security will be unable or unwilling to pay obligations when due; due to decreases in liquidity, the Portfolio may be unable to sell its securities holdings within a reasonable time at the price it values the security or at any price; and the Portfolio's investment may decrease in value when interest rates rise. Volatility in interest rates and in fixed income markets may increase the risk that the Portfolio's investment in fixed income securities will go down in value. In recent years, the Federal Open Market Committee (FOMC) began implementing increases to the federal funds interest rate and there may be further rate increases. To the extent rates increase substantially and/or rapidly, a Portfolio with significant investment in fixed income investments may be subject to significant losses. Changes in interest rates may also affect the liquidity of the Portfolio's investments in fixed income securities.

**Foreign Investment Risk.** Foreign markets tend to be more volatile than US markets and are generally not subject to regulatory requirements comparable to those in the US. Foreign securities include investments in securities of foreign issuers denominated in foreign currencies, as well as securities of foreign issuers denominated in US dollars and American Depositary Receipts. Foreign investment risk includes the risk that: changes in currency exchange rates may affect the value of foreign securities held by the Portfolio; foreign markets generally are more volatile than, and generally are not subject to regulatory requirements comparable to, US markets; foreign financial reporting and tax standards usually differ from those in the US; foreign exchanges are often less liquid than US markets; political or social developments may adversely affect the value of foreign securities; foreign holdings may be subject to special taxation and limitations on repatriating investment proceeds; and certain events in foreign markets may adversely affect foreign and domestic issuers, including, among others, military conflict, geopolitical developments, interruptions in the global supply chain, natural disasters, and outbreaks of infectious diseases.

**Economic and Market Events Risk.** Economic and market events risk is the risk that one or more markets in which the Portfolio invests will decline in value, including the possibility that the markets will decline sharply and unpredictably. While a Portfolio's Manager or Subadviser(s) may make efforts to control the risks associated with market changes, and may attempt to identify changes as they occur, market environment changes can be sudden and extreme. Significant shocks to or disruptions of the financial markets or the economy, including those relating to general economic, political, or financial market conditions; significant or unexpected failures, near-failures or credit downgrades of key institutions; investor sentiment and market perceptions; unexpected changes in the prices of key commodities; government actions; geopolitical events or changes; and factors related to a specific issuer, geography, industry or sector, could adversely affect the liquidity and volatility of securities held by the Portfolio. In periods of market volatility and/or declines, the Portfolio may experience high levels of shareholder redemptions, and may have to sell securities at times when it would otherwise not do so, and at unfavorable prices.

**Expense Risk.** The actual cost of investing in the Portfolio may be higher than the expenses shown in the "Annual Portfolio Operating Expenses" table above for a variety of reasons, including, for example, if the Portfolio's average net assets decrease.

**High Yield Risk.** Investments in fixed income instruments rated below investment grade and unrated instruments of similar credit quality (i.e., "high yield securities" or "junk bonds") may be more sensitive to interest rate, credit, call, and liquidity risks than investments in investment grade securities, and have predominantly speculative characteristics. An economic downturn generally leads to a higher non-payment rate, and a high yield investment may lose significant value before a default occurs.

**Interest Rate Risk.** The value of your investment may go down when interest rates rise. A rise in interest rates tends to have a greater impact on the prices of longer term or duration securities. When interest rates fall, the issuers of debt obligations may prepay principal more quickly than expected, and the Portfolio may be required to reinvest the proceeds at a lower interest rate. This is referred to as "prepayment risk." When interest rates rise, debt obligations may be repaid more slowly than expected, and the value of the Portfolio's holdings may fall sharply. This is referred to as "extension risk." The Portfolio currently faces a heightened level of interest rate risk because of recent increases in interest rates in the US and globally. In recent years, the Federal Open Market Committee (FOMC) began implementing increases to the federal funds interest rate and there may be further rate increases. As interest rates rise, the value of fixed income investments typically decreases and there is risk that rates across the financial system also may rise. To the extent rates increase substantially and/or rapidly, a Portfolio with significant investment in fixed income investments may be subject to significant losses. Interest rates may continue to increase, possibly suddenly and significantly, with unpredictable effects on the markets and the Portfolio's investments. The Portfolio may lose money if short-term or long-term interest rates rise sharply or in a manner not anticipated by the subadviser.

**Large Company Risk.** Large-capitalization stocks as a group could fall out of favor with the market, causing the Portfolio to underperform investments that focus on small- or medium-capitalization stocks. Larger, more established companies may be slow to respond to challenges and may grow more slowly than smaller companies.

**Market and Management Risk.** Markets in which the Portfolio invests may experience volatility and go down in value, and possibly sharply and unpredictably in short periods of time. Investment techniques, risk analyses, and investment strategies, which may include quantitative models or methods, used by a subadviser in making investment decisions for

the Portfolio are subject to human error and may not produce the intended or desired results. The value of the Portfolio's investments may be negatively affected by the occurrence of domestic or global events, including war, terrorism, environmental disasters, natural disasters, sanctions, cybersecurity events, supply chain disruptions, political or civil instability, and public health emergencies, among others. Such events may reduce consumer demand or economic output, result in market closures, travel restrictions or quarantines, and significantly adversely impact the economy. There is no guarantee that the investment objective of the Portfolio will be achieved.

**Market Capitalization Risk.** Investing in issuers within the same market capitalization category carries the risk that the category may be out of favor due to current market conditions or investor sentiment. Because the Portfolio may invest a portion of its assets in securities issued by small-cap companies, it is likely to be more volatile than a portfolio that focuses on securities issued by larger companies. Small-sized companies often have less experienced management, narrower product lines, more limited financial resources, and less publicly available information than larger companies. In addition, smaller companies are typically more sensitive to changes in overall economic conditions and their securities may be difficult to trade.

**Mid-Sized Company Risk.** The shares of mid-sized companies tend to trade less frequently than those of larger, more established companies, which can have an adverse effect on the pricing and volatility of these securities and on the Portfolio's ability to sell the securities.

**Small Sized Company Risk.** Securities of small sized companies tend to be less liquid than those of larger, more established companies, which can have an adverse effect on the price of these securities and on the Portfolio's ability to sell these securities. The market price of such investments also may rise more in response to buying demand and fall more in response to selling pressure and be more volatile than investments in larger companies.

**Prepayment or Call Risk.** Prepayment or call risk is the risk that issuers will prepay fixed-rate obligations held by the Portfolio when interest rates fall, forcing a Portfolio to reinvest in obligations with lower interest rates than the original obligations. Mortgage-related securities and asset-backed securities are particularly subject to prepayment risk.

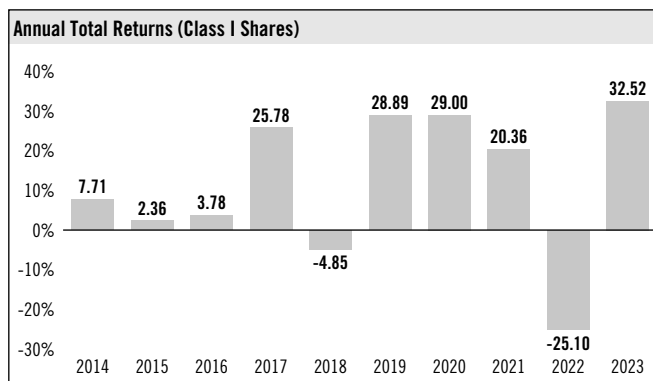
**Regulatory Risk.** The Portfolio is subject to a variety of laws and regulations which govern its operations. The Portfolio is subject to regulation by the Securities and Exchange Commission (the SEC), and depending on the Portfolio, the Commodity Futures Trading Commission (the CFTC). Similarly, the businesses and other issuers of the securities and other instruments in which the Portfolio invests are also subject to considerable regulation. Changes in laws and regulations may materially impact the Portfolio, a security, business, sector, or market.

**Past Performance.** The bar chart and table provide some indication of the risks of investing in the Portfolio by showing changes in the Portfolio's performance from year to year and by showing how the Portfolio's average annual returns for 1, 5, and 10 years compare with those of a broad-based securities market index that reflects the performance of the overall market applicable to the Portfolio. Past performance does not mean that the Portfolio will achieve similar results in the future.

The annual returns and average annual returns shown in the chart and table are after deduction of expenses and do not include Contract charges. If Contract charges were included, the returns shown would have been lower than those shown. Consult your Contract prospectus for information about Contract charges.

Annual return information in the bar chart is provided only for Class I shares. Because all of the Portfolio's shares are invested in the same portfolio of securities, annual returns for Class II and Class III shares would be lower because Class II and Class III shares do not have the same expenses as Class I shares.

*Note: The PSF PGIM Jennison Blend Portfolio changed certain investment strategies, effective December 11, 2023. The performance figures prior to December 11, 2023 for the Portfolio reflect the Portfolio's former investment operations, policies, and strategies prior to this date. Such performance is not representative of the Portfolio's current investment operations, policies, and strategies that took effect as of this date, and the Portfolio's performance after this date could be materially different.*



Best Quarter:		Worst Quarter:	
26.37%	2nd Quarter 2020	-19.55%	2nd Quarter 2022

**Average Annual Total Returns (For the periods ended December 31, 2023)**

	One Year	Five Years	Ten Years	Since Inception	Inception Date
PSF PGIM Jennison Blend Portfolio Class I Shares	32.52%	14.71%	10.52%	-	
PSF PGIM Jennison Blend Portfolio Class II Shares	31.98%	14.25%	10.08%	-	
PSF PGIM Jennison Blend Portfolio Class III Shares	32.19%	N/A	N/A	3.69%	4-26-2021
<b>Index</b>					
Russell 1000 Index (reflects no deduction for fees, expenses or taxes)	26.53%	15.52%	11.80%	5.70%*	
Broad-Based Securities Market Index: S&P 500 Index (reflects no deduction for fees, expenses or taxes)	26.29%	15.69%	12.03%	6.74%*	

\* Since Inception returns for the Indexes are measured from the month-end closest to the inception date.

**MANAGEMENT OF THE PORTFOLIO**

Investment Manager	Subadviser	Portfolio Managers	Title	Service Date
PGIM Investments LLC	Jennison Associates LLC	Jason T. McManus	Managing Director	December 2023
		Adam L. Friedman	Managing Director	December 2023
		Brian A. Porpora	Managing Director	December 2023

**TAX INFORMATION**

Contract owners should consult the prospectus of the appropriate separate account or description of the plan for a discussion and information on the tax consequences of the Contract, policy or plan. In addition, Contract owners may wish to consult with their own tax advisors as to the tax consequences of investments in the Contracts and the Portfolio, including the application of US federal, state, local and non-US taxes. The Portfolio currently intends to be treated as a partnership for US federal income tax purposes. As a result, the Portfolio's income, gains, losses, deductions, and credits are "passed through" pro rata directly to the Participating Insurance Companies and retain the same character for US federal income tax purposes.

**FINANCIAL INTERMEDIARY COMPENSATION**

If you purchase your Contract through a broker-dealer or other financial intermediary (such as a bank), the Participating Insurance Company, the Portfolio, or their related companies may pay the intermediary for the sale of the Contract, the selection of the Portfolio, and related services. These payments may create a conflict of interest by influencing the broker-dealer or other intermediary and your salesperson to recommend the Contract over another investment or insurance product, or to recommend the Portfolio over another investment option under the Contract. Ask your salesperson or visit your financial intermediary's website for more information.

<b>By Mail:</b>	The Prudential Series Fund, 655 Broad Street, Newark, NJ 07102
<b>By Telephone:</b>	1-800-346-3778
<b>On the Internet:</b>	<a href="http://www.prudential.com/variableinsuranceportfolios">www.prudential.com/variableinsuranceportfolios</a>



## **Prudential Series Fund**

PSF PGIM Jennison Growth Portfolio  
(Class I Shares)





## PSF PGIM JENNISON GROWTH PORTFOLIO



## SUMMARY PROSPECTUS • MAY 1, 2024

Before you invest, you may want to review the Portfolio's Prospectus, which contains more information about the Portfolio and its risks. You can find the Portfolio's Prospectus, Statement of Additional Information (SAI), Annual Report and other information about the Portfolio online at [www.prudential.com/variableinsuranceportfolios](http://www.prudential.com/variableinsuranceportfolios). You can also get this information at no cost by calling 1-800-346-3778 or by sending an e-mail to [service@prudential.com](mailto:service@prudential.com). The Portfolio's Prospectus and SAI, both dated May 1, 2024, as supplemented and amended from time to time, and the Portfolio's most recent shareholder report, dated December 31, 2023 are all hereby incorporated by reference into (legally made a part of) this Summary Prospectus.

**INVESTMENT OBJECTIVE**

The investment objective of the Portfolio is long-term growth of capital.

**PORTFOLIO FEES AND EXPENSES**

The table below shows the fees and expenses that you may pay if you invest in shares of the Portfolio. The table does not include Contract charges. Because Contract charges are not included, the total fees and expenses that you will incur will be higher than the fees and expenses set forth in the table. See your Contract prospectus for more information about Contract charges.

Annual Portfolio Operating Expenses (expenses that you pay each year as a percentage of the value of your investment)			
	Class I Shares	Class II Shares	Class III Shares
Management Fees	0.60%	0.60%	0.60%
+ Distribution and/or Service Fees (12b-1 Fees)	None	0.25%	0.25%
+ Administration Fees	None	0.15%	None
+ Other Expenses	0.02%	0.02%	0.02%
= Total Annual Portfolio Operating Expenses	0.62%	1.02%	0.87%

**Example.** The following example is intended to help you compare the cost of investing in the Portfolio with the cost of investing in other mutual funds. The table does not include Contract charges. Because Contract charges are not included, the total fees and expenses that you will incur will be higher than the fees and expenses set forth in the example. See your Contract prospectus for more information about Contract charges.

The example assumes that you invest \$10,000 in the Portfolio for the time periods indicated and then redeem all of your shares at the end of those periods. The example also assumes that your investment has a 5% return each year and that the Portfolio's operating expenses remain the same. Although your actual costs may be higher or lower, based on these assumptions, your costs would be:

	1 Year	3 Years	5 Years	10 Years
PSF PGIM Jennison Growth Portfolio Class I Shares	\$63	\$199	\$346	\$774
PSF PGIM Jennison Growth Portfolio Class II Shares	\$104	\$325	\$563	\$1,248
PSF PGIM Jennison Growth Portfolio Class III Shares	\$89	\$278	\$482	\$1,073

**Portfolio Turnover.** The Portfolio pays transaction costs, such as commissions, when it buys and sells securities (or "turns over" its portfolio). A higher portfolio turnover rate may indicate higher transaction costs. These costs, which are not reflected in annual portfolio operating expenses or in the example, affect the Portfolio's performance. During the Portfolio's most recent fiscal year ended December 31, the Portfolio's portfolio turnover rate was 32% of the average value of its portfolio.

**INVESTMENTS, RISKS AND PERFORMANCE**

**Principal Investment Strategies.** The Portfolio normally invests at least 65% of its total assets in equity and equity-related securities of companies that exceed \$1 billion in market capitalization at the time of investment and that the subadviser believes have above-average growth prospects. The Portfolio's subadviser, Jennison Associates LLC, believes that growth in

earnings and cash flows drives share prices over the long term; that excess returns are generated by investing in market-leading companies that create economic value through long-duration competitive advantages; and that a deeply researched understanding of company and industry fundamentals leads to successful stock selection. The subadviser looks for companies with unique business models that build sustainable competitive advantages; catalysts that drive growth rates well above that of the market; superior financial characteristics; and attractive long-term valuations. The subadviser seeks to capture acceleration or duration of growth that is not fully reflected in a stock's price. Given the subadviser's selection criteria and proclivity for fast growing companies, the Portfolio may at times have a more aggressive risk profile than peer funds, depending on market conditions. In addition to common stocks and preferred stocks, the subadviser may invest in debt securities and mortgage-related securities. These securities may be rated as low as Baa by Moody's or BBB by S&P or Fitch (or if unrated, of comparable quality in the subadviser's judgment). The Portfolio may also invest in obligations issued or guaranteed by the US Government, its agencies and instrumentalities. Up to 30% of the Portfolio's assets may be invested in foreign equity and equity-related securities. For these purposes, the subadviser does not consider ADRs and similar receipts or shares traded in US markets as foreign securities.

**Principal Risks of Investing in the Portfolio.** The risks summarized below are the principal risks of investing in the Portfolio. The relative significance of the risks summarized below may change over time. All investments have risks to some degree, and it is possible that you could lose money by investing in the Portfolio. An investment in the Portfolio is not a deposit with a bank and is not insured or guaranteed by the Federal Deposit Insurance Corporation or any other government agency. While the Portfolio makes every effort to achieve its objective, the Portfolio cannot guarantee success. To the extent the Portfolio invests in underlying investment companies or other underlying portfolios, the Portfolio may be exposed to these risks directly through securities and other investments held directly by the Portfolio or indirectly through investments made by underlying portfolios in which the Portfolio invests.

**Equity Securities Risk.** The value of a particular stock or equity-related security held by the Portfolio could fluctuate, perhaps greatly, in response to a number of factors, such as changes in the issuer's financial condition or the value of the equity markets or a sector of those markets. Such events may result in losses to the Portfolio. In addition, due to decreases in liquidity, the Portfolio may be unable to sell its securities holdings within a reasonable time at the price it values the security or at any price.

**Foreign Investment Risk.** Foreign markets tend to be more volatile than US markets and are generally not subject to regulatory requirements comparable to those in the US. Foreign securities include investments in securities of foreign issuers denominated in foreign currencies, as well as securities of foreign issuers denominated in US dollars and American Depositary Receipts. Foreign investment risk includes the risk that: changes in currency exchange rates may affect the value of foreign securities held by the Portfolio; foreign markets generally are more volatile than, and generally are not subject to regulatory requirements comparable to, US markets; foreign financial reporting and tax standards usually differ from those in the US; foreign exchanges are often less liquid than US markets; political or social developments may adversely affect the value of foreign securities; foreign holdings may be subject to special taxation and limitations on repatriating investment proceeds; and certain events in foreign markets may adversely affect foreign and domestic issuers, including, among others, military conflict, geopolitical developments, interruptions in the global supply chain, natural disasters, and outbreaks of infectious diseases.

**Investment Style Risk.** Securities held by the Portfolio as a result of a particular investment style, such as growth or value, tend to perform differently (i.e., better or worse than other segments of, or the overall, stock market) depending on market and economic conditions and investor sentiment. At times when the investment style is out of favor, the Portfolio may underperform other funds that invest in similar asset classes but use different investment styles.

**Economic and Market Events Risk.** Economic and market events risk is the risk that one or more markets in which the Portfolio invests will decline in value, including the possibility that the markets will decline sharply and unpredictably. While a Portfolio's Manager or Subadviser(s) may make efforts to control the risks associated with market changes, and may attempt to identify changes as they occur, market environment changes can be sudden and extreme. Significant shocks to or disruptions of the financial markets or the economy, including those relating to general economic, political, or financial market conditions; significant or unexpected failures, near-failures or credit downgrades of key institutions; investor sentiment and market perceptions; unexpected changes in the prices of key commodities; government actions; geopolitical events or changes; and factors related to a specific issuer, geography, industry or sector, could adversely affect the liquidity and volatility of securities held by the Portfolio. In periods of market volatility and/or declines, the Portfolio may experience high levels of shareholder redemptions, and may have to sell securities at times when it would otherwise not do so, and at unfavorable prices.

**Expense Risk.** The actual cost of investing in the Portfolio may be higher than the expenses shown in the "Annual Portfolio Operating Expenses" table above for a variety of reasons, including, for example, if the Portfolio's average net assets decrease.

**Fixed Income Securities Risk.** Investment in fixed income securities involves a variety of risks, including that: an issuer or guarantor of a security will be unable or unwilling to pay obligations when due; due to decreases in liquidity, the Portfolio may be unable to sell its securities holdings within a reasonable time at the price it values the security or at any price; and the Portfolio's investment may decrease in value when interest rates rise. Volatility in interest rates and in fixed income markets may increase the risk that the Portfolio's investment in fixed income securities will go down in value. In recent years, the Federal Open Market Committee (FOMC) began implementing increases to the federal funds interest rate and there may be further rate increases. To the extent rates increase substantially and/or rapidly, a Portfolio with significant investment in fixed income investments may be subject to significant losses. Changes in interest rates may also affect the liquidity of the Portfolio's investments in fixed income securities.

**High Yield Risk.** Investments in fixed income instruments rated below investment grade and unrated instruments of similar credit quality (i.e., "high yield securities" or "junk bonds") may be more sensitive to interest rate, credit, call, and liquidity risks than investments in investment grade securities, and have predominantly speculative characteristics. An economic downturn generally leads to a higher non-payment rate, and a high yield investment may lose significant value before a default occurs.

**Large Company Risk.** Large-capitalization stocks as a group could fall out of favor with the market, causing the Portfolio to underperform investments that focus on small- or medium-capitalization stocks. Larger, more established companies may be slow to respond to challenges and may grow more slowly than smaller companies.

**Liquidity and Valuation Risk.** The Portfolio may hold one or more securities for which there are no or few buyers and sellers or the securities are subject to limitations on transfer. The Portfolio may be unable to sell those portfolio holdings at the desired time or price, and may have difficulty determining the value of such securities for the purpose of determining the Portfolio's net asset value. In such cases, investments owned by the Portfolio may be valued at fair value pursuant to policies and procedures adopted and implemented by the Manager. No assurance can be given that the fair value prices accurately reflect the value of the security. The Portfolio is subject to a liquidity risk management program, which limits the ability of the Portfolio to invest in illiquid investments.

**Market and Management Risk.** Markets in which the Portfolio invests may experience volatility and go down in value, and possibly sharply and unpredictably in short periods of time. Investment techniques, risk analyses, and investment strategies, which may include quantitative models or methods, used by a subadviser in making investment decisions for the Portfolio are subject to human error and may not produce the intended or desired results. The value of the Portfolio's investments may be negatively affected by the occurrence of domestic or global events, including war, terrorism, environmental disasters, natural disasters, sanctions, cybersecurity events, supply chain disruptions, political or civil instability, and public health emergencies, among others. Such events may reduce consumer demand or economic output, result in market closures, travel restrictions or quarantines, and significantly adversely impact the economy. There is no guarantee that the investment objective of the Portfolio will be achieved.

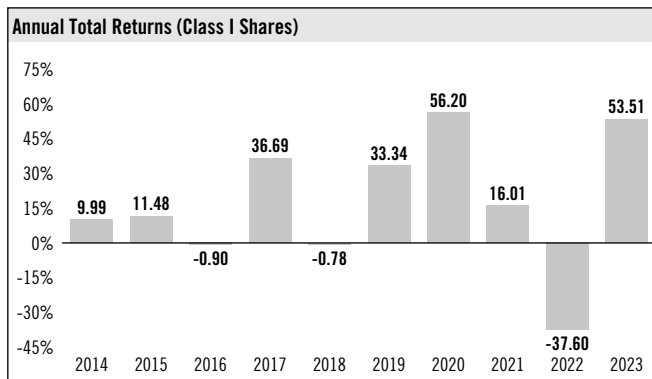
**Regulatory Risk.** The Portfolio is subject to a variety of laws and regulations which govern its operations. The Portfolio is subject to regulation by the Securities and Exchange Commission (the SEC), and depending on the Portfolio, the Commodity Futures Trading Commission (the CFTC). Similarly, the businesses and other issuers of the securities and other instruments in which the Portfolio invests are also subject to considerable regulation. Changes in laws and regulations may materially impact the Portfolio, a security, business, sector, or market.

**US Government Securities Risk.** US Government securities may be adversely affected by changes in interest rates, a default by, or a downgrade in the credit quality rating of, the US Government, and may not be backed by the full faith and credit of the US Government.

**Past Performance.** The bar chart and table provide some indication of the risks of investing in the Portfolio by showing changes in the Portfolio's performance from year to year and by showing how the Portfolio's average annual returns for 1, 5, and 10 years compare with those of a broad-based securities market index that reflects the performance of the overall market applicable to the Portfolio. Past performance does not mean that the Portfolio will achieve similar results in the future.

The annual returns and average annual returns shown in the chart and table are after deduction of expenses and do not include Contract charges. If Contract charges were included, the returns shown would have been lower than those shown. Consult your Contract prospectus for information about Contract charges.

Annual return information in the bar chart is provided only for Class I shares. Because all of the Portfolio's shares are invested in the same portfolio of securities, annual returns for Class II and Class III shares would be lower because Class II and Class III shares do not have the same expenses as Class I shares.



Best Quarter:		Worst Quarter:	
35.59%	2nd Quarter 2020	-25.40%	2nd Quarter 2022

**Average Annual Total Returns (For the periods ended December 31, 2023)**

	One Year	Five Years	Ten Years	Since Inception	Inception Date
PSF PGIM Jennison Growth Portfolio Class I Shares	53.51%	18.27%	14.33%	-	
PSF PGIM Jennison Growth Portfolio Class II Shares	52.89%	17.81%	13.87%	-	
PSF PGIM Jennison Growth Portfolio Class III Shares	53.12%	N/A	N/A	2.13%	4-26-2021
<b>Index</b>					
Russell 1000 Growth Index (reflects no deduction for fees, expenses or taxes)	42.68%	19.50%	14.86%	6.96%*	
Broad-Based Securities Market Index: S&P 500 Index (reflects no deduction for fees, expenses or taxes)	26.29%	15.69%	12.03%	6.74%*	

\* Since Inception returns for the Indexes are measured from the month-end closest to the inception date.

**MANAGEMENT OF THE PORTFOLIO**

Investment Manager	Subadviser	Portfolio Managers	Title	Service Date
PGIM Investments LLC	Jennison Associates LLC	Michael Del Balso	Managing Director	April 2000
		Kathleen A. McCarragher	Managing Director	February 1999
		Blair A. Boyer	Managing Director	May 2019
		Natasha Kuhlkin, CFA	Managing Director	May 2019

**TAX INFORMATION**

Contract owners should consult the prospectus of the appropriate separate account or description of the plan for a discussion and information on the tax consequences of the Contract, policy or plan. In addition, Contract owners may wish to consult with their own tax advisors as to the tax consequences of investments in the Contracts and the Portfolio, including the application of US federal, state, local and non-US taxes. The Portfolio currently intends to be treated as a partnership for US federal income tax purposes. As a result, the Portfolio's income, gains, losses, deductions, and credits are "passed through" pro rata directly to the Participating Insurance Companies and retain the same character for US federal income tax purposes.

**FINANCIAL INTERMEDIARY COMPENSATION**

If you purchase your Contract through a broker-dealer or other financial intermediary (such as a bank), the Participating Insurance Company, the Portfolio, or their related companies may pay the intermediary for the sale of the Contract, the selection of the Portfolio, and related services. These payments may create a conflict of interest by influencing the broker-dealer or other intermediary and your salesperson to recommend the Contract over another investment or insurance product, or to recommend the Portfolio over another investment option under the Contract. Ask your salesperson or visit your financial intermediary's website for more information.

<b>By Mail:</b>	The Prudential Series Fund, 655 Broad Street, Newark, NJ 07102
<b>By Telephone:</b>	1-800-346-3778
<b>On the Internet:</b>	<a href="http://www.prudential.com/variableinsuranceportfolios">www.prudential.com/variableinsuranceportfolios</a>



## **Prudential Series Fund**

PSF Small-Cap Stock Index Portfolio  
(Class I Shares)



## PSF SMALL-CAP STOCK INDEX PORTFOLIO



SUMMARY PROSPECTUS • MAY 1, 2024

Before you invest, you may want to review the Portfolio's Prospectus, which contains more information about the Portfolio and its risks. You can find the Portfolio's Prospectus, Statement of Additional Information (SAI), Annual Report and other information about the Portfolio online at [www.prudential.com/variableinsuranceportfolios](http://www.prudential.com/variableinsuranceportfolios). You can also get this information at no cost by calling 1-800-346-3778 or by sending an e-mail to [service@prudential.com](mailto:service@prudential.com). The Portfolio's Prospectus and SAI, both dated May 1, 2024, as supplemented and amended from time to time, and the Portfolio's most recent shareholder report, dated December 31, 2023 are all hereby incorporated by reference into (legally made a part of) this Summary Prospectus.

**INVESTMENT OBJECTIVE**

The investment objective of the Portfolio is long-term growth of capital.

**PORTFOLIO FEES AND EXPENSES**

The table below shows the fees and expenses that you may pay if you invest in shares of the Portfolio. The table does not include Contract charges. Because Contract charges are not included, the total fees and expenses that you will incur will be higher than the fees and expenses set forth in the table. See your Contract prospectus for more information about Contract charges.

Annual Portfolio Operating Expenses (expenses that you pay each year as a percentage of the value of your investment)		
	Class I Shares	Class III Shares
Management Fees	0.35%	0.35%
+ Distribution and/or Service Fees (12b-1 Fees)	None	0.25%
+ Other Expenses	0.03%	0.03%
= Total Annual Portfolio Operating Expenses	0.38%	0.63%

**Example.** The following example is intended to help you compare the cost of investing in the Portfolio with the cost of investing in other mutual funds. The table does not include Contract charges. Because Contract charges are not included, the total fees and expenses that you will incur will be higher than the fees and expenses set forth in the example. See your Contract prospectus for more information about Contract charges.

The example assumes that you invest \$10,000 in the Portfolio for the time periods indicated and then redeem all of your shares at the end of those periods. The example also assumes that your investment has a 5% return each year and that the Portfolio's operating expenses remain the same. Although your actual costs may be higher or lower, based on these assumptions, your costs would be:

	1 Year	3 Years	5 Years	10 Years
PSF Small-Cap Stock Index Portfolio Class I Shares	\$39	\$122	\$213	\$480
PSF Small-Cap Stock Index Portfolio Class III Shares	\$64	\$202	\$351	\$786

**Portfolio Turnover.** The Portfolio pays transaction costs, such as commissions, when it buys and sells securities (or "turns over" its portfolio). A higher portfolio turnover rate may indicate higher transaction costs. These costs, which are not reflected in annual portfolio operating expenses or in the example, affect the Portfolio's performance. During the Portfolio's most recent fiscal year ended December 31, the Portfolio's portfolio turnover rate was 31% of the average value of its portfolio.

**INVESTMENTS, RISKS AND PERFORMANCE**

**Principal Investment Strategies.** In pursuing its investment objective, the Portfolio normally invests at least 80% of its assets (net assets plus any borrowings made for investment purposes) in all or a representative sample of the stocks in the Standard & Poor's Small Capitalization 600 Stock Index (S&P SmallCap 600 Index). As of January 31, 2024, the S&P SmallCap 600 Index stocks had an average market capitalization of \$2.8 billion and the largest company by market

capitalization had a capitalization of \$7.7 billion. The Portfolio invests primarily in equity securities of publicly-traded companies with small market capitalizations. The Portfolio is not “managed” in the traditional sense of using market and economic analyses to select stocks. Rather, the holdings and weightings that comprise the Portfolio’s assets are generally based on that of the Portfolio’s secondary benchmark, the S&P SmallCap 600 Index.

**Principal Risks of Investing in the Portfolio.** The risks summarized below are the principal risks of investing in the Portfolio. The relative significance of the risks summarized below may change over time. All investments have risks to some degree, and it is possible that you could lose money by investing in the Portfolio. An investment in the Portfolio is not a deposit with a bank and is not insured or guaranteed by the Federal Deposit Insurance Corporation or any other government agency. While the Portfolio makes every effort to achieve its objective, the Portfolio cannot guarantee success. To the extent the Portfolio invests in underlying investment companies or other underlying portfolios, the Portfolio may be exposed to these risks directly through securities and other investments held directly by the Portfolio or indirectly through investments made by underlying portfolios in which the Portfolio invests.

**Equity Securities Risk.** The value of a particular stock or equity-related security held by the Portfolio could fluctuate, perhaps greatly, in response to a number of factors, such as changes in the issuer’s financial condition or the value of the equity markets or a sector of those markets. Such events may result in losses to the Portfolio. In addition, due to decreases in liquidity, the Portfolio may be unable to sell its securities holdings within a reasonable time at the price it values the security or at any price.

**Small Sized Company Risk.** Securities of small sized companies tend to be less liquid than those of larger, more established companies, which can have an adverse effect on the price of these securities and on the Portfolio’s ability to sell these securities. The market price of such investments also may rise more in response to buying demand and fall more in response to selling pressure and be more volatile than investments in larger companies.

**Index Tracking Risk.** The Portfolio’s ability to track the performance and/or holdings and weightings of an index with a high degree of correlation may be affected by, among other things, transaction costs and shareholder purchases and redemptions.

**Economic and Market Events Risk.** Economic and market events risk is the risk that one or more markets in which the Portfolio invests will decline in value, including the possibility that the markets will decline sharply and unpredictably. While a Portfolio’s Manager or Subadviser(s) may make efforts to control the risks associated with market changes, and may attempt to identify changes as they occur, market environment changes can be sudden and extreme. Significant shocks to or disruptions of the financial markets or the economy, including those relating to general economic, political, or financial market conditions; significant or unexpected failures, near-failures or credit downgrades of key institutions; investor sentiment and market perceptions; unexpected changes in the prices of key commodities; government actions; geopolitical events or changes; and factors related to a specific issuer, geography, industry or sector, could adversely affect the liquidity and volatility of securities held by the Portfolio. In periods of market volatility and/or declines, the Portfolio may experience high levels of shareholder redemptions, and may have to sell securities at times when it would otherwise not do so, and at unfavorable prices.

**Expense Risk.** The actual cost of investing in the Portfolio may be higher than the expenses shown in the “Annual Portfolio Operating Expenses” table above for a variety of reasons, including, for example, if the Portfolio’s average net assets decrease.

**Liquidity and Valuation Risk.** The Portfolio may hold one or more securities for which there are no or few buyers and sellers or the securities are subject to limitations on transfer. The Portfolio may be unable to sell those portfolio holdings at the desired time or price, and may have difficulty determining the value of such securities for the purpose of determining the Portfolio’s net asset value. In such cases, investments owned by the Portfolio may be valued at fair value pursuant to policies and procedures adopted and implemented by the Manager. No assurance can be given that the fair value prices accurately reflect the value of the security. The Portfolio is subject to a liquidity risk management program, which limits the ability of the Portfolio to invest in illiquid investments.

**Market and Management Risk.** Markets in which the Portfolio invests may experience volatility and go down in value, and possibly sharply and unpredictably in short periods of time. Investment techniques, risk analyses, and investment strategies, which may include quantitative models or methods, used by a subadviser in making investment decisions for the Portfolio are subject to human error and may not produce the intended or desired results. The value of the Portfolio’s investments may be negatively affected by the occurrence of domestic or global events, including war, terrorism, environmental disasters, natural disasters, sanctions, cybersecurity events, supply chain disruptions, political or civil instability, and public health emergencies, among others. Such events may reduce consumer demand or economic output, result in market closures, travel restrictions or quarantines, and significantly adversely impact the economy. There is no guarantee that the investment objective of the Portfolio will be achieved.

**Regulatory Risk.** The Portfolio is subject to a variety of laws and regulations which govern its operations. The Portfolio is subject to regulation by the Securities and Exchange Commission (the SEC), and depending on the Portfolio, the Commodity Futures Trading Commission (the CFTC). Similarly, the businesses and other issuers of the securities and other



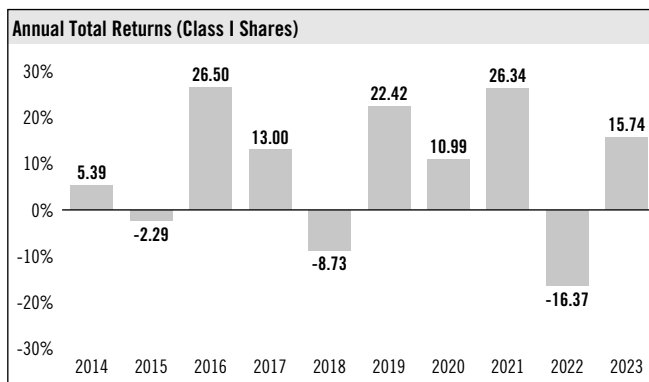
instruments in which the Portfolio invests are also subject to considerable regulation. Changes in laws and regulations may materially impact the Portfolio, a security, business, sector, or market.

**Past Performance.** The bar chart and table provide some indication of the risks of investing in the Portfolio by showing changes in the Portfolio’s performance from year to year and by showing how the Portfolio’s average annual returns for 1, 5, and 10 years compare with those of a broad-based securities market index that reflects the performance of the overall market applicable to the Portfolio. Past performance does not mean that the Portfolio will achieve similar results in the future.

The annual returns and average annual returns shown in the chart and table are after deduction of expenses and do not include Contract charges. If Contract charges were included, the returns shown would have been lower than those shown. Consult your Contract prospectus for information about Contract charges.

Annual return information in the bar chart is provided only for Class I shares. Because all of the Portfolio’s shares are invested in the same portfolio of securities, annual returns for Class III shares would be lower because Class III shares do not have the same expenses as Class I shares.

*Note: Effective May 1, 2024, the Portfolio’s broad-based performance index changed to the S&P 500 Index. The S&P 500 Index is an appropriate broad-based securities market index that represents the overall market applicable to the Portfolio. The Portfolio will utilize the S&P Small-Cap 600 Index as its additional benchmark for performance comparison.*



Best Quarter:		Worst Quarter:	
31.17%	4th Quarter 2020	-32.67%	1st Quarter 2020

Average Annual Total Returns (For the periods ended December 31, 2023)					
	One Year	Five Years	Ten Years	Since Inception	Inception Date
PSF Small-Cap Stock Index Portfolio Class I Shares	15.74%	10.69%	8.36%	-	
PSF Small-Cap Stock Index Portfolio Class III Shares	15.44%	N/A	N/A	0.18%	4-26-2021
Index					
S&P SmallCap 600 Index (reflects no deduction for fees, expenses or taxes)	16.05%	11.03%	8.66%	0.88%*	
Broad-Based Securities Market Index: S&P 500 Index (reflects no deduction for fees, expenses or taxes)	26.29%	15.69%	12.03%	6.74%*	

\* Since Inception returns for the Indexes are measured from the month-end closest to the inception date.

## MANAGEMENT OF THE PORTFOLIO

Investment Manager	Subadviser	Portfolio Managers	Title	Service Date
PGIM Investments LLC	PGIM Quantitative Solutions LLC	George N. Patterson, PhD, CFA, CFP	Managing Director, Chief Investment Officer	November 2023
		Edward J. Lithgow, CFA	Vice President, Portfolio Manager	May 2017
		Stacie Mintz, CFA	Managing Director, Head of Quantitative Equity	February 2021

## TAX INFORMATION

Contract owners should consult the prospectus of the appropriate separate account or description of the plan for a discussion and information on the tax consequences of the Contract, policy or plan. In addition, Contract owners may wish to consult with their own tax advisors as to the tax consequences of investments in the Contracts and the Portfolio,

including the application of US federal, state, local and non-US taxes. The Portfolio currently intends to be treated as a partnership for US federal income tax purposes. As a result, the Portfolio's income, gains, losses, deductions, and credits are "passed through" pro rata directly to the Participating Insurance Companies and retain the same character for US federal income tax purposes.

#### **FINANCIAL INTERMEDIARY COMPENSATION**

If you purchase your Contract through a broker-dealer or other financial intermediary (such as a bank), the Participating Insurance Company, the Portfolio, or their related companies may pay the intermediary for the sale of the Contract, the selection of the Portfolio, and related services. These payments may create a conflict of interest by influencing the broker-dealer or other intermediary and your salesperson to recommend the Contract over another investment or insurance product, or to recommend the Portfolio over another investment option under the Contract. Ask your salesperson or visit your financial intermediary's website for more information.

<b>By Mail:</b>	The Prudential Series Fund, 655 Broad Street, Newark, NJ 07102
<b>By Telephone:</b>	1-800-346-3778
<b>On the Internet:</b>	<a href="http://www.prudential.com/variableinsuranceportfolios">www.prudential.com/variableinsuranceportfolios</a>



## **Prudential Series Fund**

PSF Stock Index Portfolio  
(Class I Shares)





## SUMMARY PROSPECTUS • MAY 1, 2024

Before you invest, you may want to review the Portfolio's Prospectus, which contains more information about the Portfolio and its risks. You can find the Portfolio's Prospectus, Statement of Additional Information (SAI), Annual Report and other information about the Portfolio online at [www.prudential.com/variableinsuranceportfolios](http://www.prudential.com/variableinsuranceportfolios). You can also get this information at no cost by calling 1-800-346-3778 or by sending an e-mail to [service@prudential.com](mailto:service@prudential.com). The Portfolio's Prospectus and SAI, both dated May 1, 2024, as supplemented and amended from time to time, and the Portfolio's most recent shareholder report, dated December 31, 2023 are all hereby incorporated by reference into (legally made a part of) this Summary Prospectus.

**INVESTMENT OBJECTIVE**

The investment objective of the Portfolio is to achieve investment results that generally correspond to the performance of publicly-traded common stocks.

**PORTFOLIO FEES AND EXPENSES**

The table below shows the fees and expenses that you may pay if you invest in shares of the Portfolio. The table does not include Contract charges. Because Contract charges are not included, the total fees and expenses that you will incur will be higher than the fees and expenses set forth in the table. See your Contract prospectus for more information about Contract charges.

Annual Portfolio Operating Expenses (expenses that you pay each year as a percentage of the value of your investment)		
	Class I Shares	Class III Shares
Management Fees	0.28%	0.28%
+ Distribution and/or Service Fees (12b-1 Fees)	None	0.25%
+ Other Expenses	0.01%	0.01%
= Total Annual Portfolio Operating Expenses	0.29%	0.54%

**Example.** The following example is intended to help you compare the cost of investing in the Portfolio with the cost of investing in other mutual funds. The table does not include Contract charges. Because Contract charges are not included, the total fees and expenses that you will incur will be higher than the fees and expenses set forth in the example. See your Contract prospectus for more information about Contract charges.

The example assumes that you invest \$10,000 in the Portfolio for the time periods indicated and then redeem all of your shares at the end of those periods. The example also assumes that your investment has a 5% return each year and that the Portfolio's operating expenses remain the same. Although your actual costs may be higher or lower, based on these assumptions, your costs would be:

	1 Year	3 Years	5 Years	10 Years
PSF Stock Index Portfolio Class I Shares	\$30	\$93	\$163	\$368
PSF Stock Index Portfolio Class III Shares	\$55	\$173	\$302	\$677

**Portfolio Turnover.** The Portfolio pays transaction costs, such as commissions, when it buys and sells securities (or "turns over" its portfolio). A higher portfolio turnover rate may indicate higher transaction costs. These costs, which are not reflected in annual portfolio operating expenses or in the example, affect the Portfolio's performance. During the Portfolio's most recent fiscal year ended December 31, the Portfolio's portfolio turnover rate was 3% of the average value of its portfolio.

**INVESTMENTS, RISKS AND PERFORMANCE**

**Principal Investment Strategies.** In pursuing its investment objective, the Portfolio normally invests at least 80% its assets (net assets plus any borrowings made for investment purposes) in common stocks of companies that comprise the S&P 500 Index. The Portfolio's subadviser, PGIM Quantitative Solutions LLC, will attempt to remain as fully invested in the S&P 500 Index stocks as possible in light of cash flow into and out of the Portfolio.

To achieve the Portfolio's objective, the subadviser uses the performance of the S&P 500 Index. The subadviser aims to hold the same security composition as the S&P 500 Index, with the exception of Prudential Financial stock.

Under normal conditions, the subadviser attempt to invest in all 500 companies represented in the S&P 500 Index in proportion to their weighting in the S&P 500 Index. The S&P 500 Index is a market-weighted index, which represents more than 70% of the market value of all publicly-traded common stocks. The Portfolio is not "managed" in the traditional sense of using market and economic analyses to select stocks. Rather, the portfolio managers generally purchase stocks in proportion to their weighting in the S&P 500 Index.

The subadviser may also use alternative investment strategies including derivatives to try to improve the Portfolio's returns or for short-term cash management. There is no guarantee that these strategies will work, that the instruments necessary to implement these strategies will be available, or that the Portfolio will not lose money.

**Principal Risks of Investing in the Portfolio.** The risks summarized below are the principal risks of investing in the Portfolio. The relative significance of the risks summarized below may change over time. All investments have risks to some degree, and it is possible that you could lose money by investing in the Portfolio. An investment in the Portfolio is not a deposit with a bank and is not insured or guaranteed by the Federal Deposit Insurance Corporation or any other government agency. While the Portfolio makes every effort to achieve its objective, the Portfolio cannot guarantee success. To the extent the Portfolio invests in underlying investment companies or other underlying portfolios, the Portfolio may be exposed to these risks directly through securities and other investments held directly by the Portfolio or indirectly through investments made by underlying portfolios in which the Portfolio invests.

**Equity Securities Risk.** The value of a particular stock or equity-related security held by the Portfolio could fluctuate, perhaps greatly, in response to a number of factors, such as changes in the issuer's financial condition or the value of the equity markets or a sector of those markets. Such events may result in losses to the Portfolio. In addition, due to decreases in liquidity, the Portfolio may be unable to sell its securities holdings within a reasonable time at the price it values the security or at any price.

**Large Company Risk.** Large-capitalization stocks as a group could fall out of favor with the market, causing the Portfolio to underperform investments that focus on small- or medium-capitalization stocks. Larger, more established companies may be slow to respond to challenges and may grow more slowly than smaller companies.

**Index Tracking Risk.** The Portfolio's ability to track the performance and/or holdings and weightings of an index with a high degree of correlation may be affected by, among other things, transaction costs and shareholder purchases and redemptions.

**Derivatives Risk.** A derivative is a financial contract, the value of which depends upon, or is derived from, the value of one or more underlying investments, such as an asset, reference rate, or index. The use of derivatives is a highly specialized activity that involves a variety of risks in addition to and greater than those associated with investing directly in securities, including the risk that: the party on the other side of a derivative transaction will be unable to honor its financial obligation; leverage created by investing in derivatives may result in losses to the Portfolio; derivatives may be difficult or impossible for the Portfolio to buy or sell at an opportune time or price, and may be difficult to terminate or otherwise offset; derivatives used for hedging may reduce or magnify losses but also may reduce or eliminate gains; the price of derivatives may be more volatile than the prices of traditional equity and debt securities; and changes in a derivative's value may not correlate perfectly with the assets, rates, indices or instruments it is designed to hedge or closely track. The Portfolio is subject to a derivatives risk management program, which may limit the ability of the Portfolio to invest in derivatives.

**Economic and Market Events Risk.** Economic and market events risk is the risk that one or more markets in which the Portfolio invests will decline in value, including the possibility that the markets will decline sharply and unpredictably. While a Portfolio's Manager or Subadviser(s) may make efforts to control the risks associated with market changes, and may attempt to identify changes as they occur, market environment changes can be sudden and extreme. Significant shocks to or disruptions of the financial markets or the economy, including those relating to general economic, political, or financial market conditions; significant or unexpected failures, near-failures or credit downgrades of key institutions; investor sentiment and market perceptions; unexpected changes in the prices of key commodities; government actions; geopolitical events or changes; and factors related to a specific issuer, geography, industry or sector, could adversely affect the liquidity and volatility of securities held by the Portfolio. In periods of market volatility and/or declines, the Portfolio may experience high levels of shareholder redemptions, and may have to sell securities at times when it would otherwise not do so, and at unfavorable prices.

**Expense Risk.** The actual cost of investing in the Portfolio may be higher than the expenses shown in the "Annual Portfolio Operating Expenses" table above for a variety of reasons, including, for example, if the Portfolio's average net assets decrease.

**Liquidity and Valuation Risk.** The Portfolio may hold one or more securities for which there are no or few buyers and sellers or the securities are subject to limitations on transfer. The Portfolio may be unable to sell those portfolio holdings at the desired time or price, and may have difficulty determining the value of such securities for the purpose of determining

the Portfolio's net asset value. In such cases, investments owned by the Portfolio may be valued at fair value pursuant to policies and procedures adopted and implemented by the Manager. No assurance can be given that the fair value prices accurately reflect the value of the security. The Portfolio is subject to a liquidity risk management program, which limits the ability of the Portfolio to invest in illiquid investments.

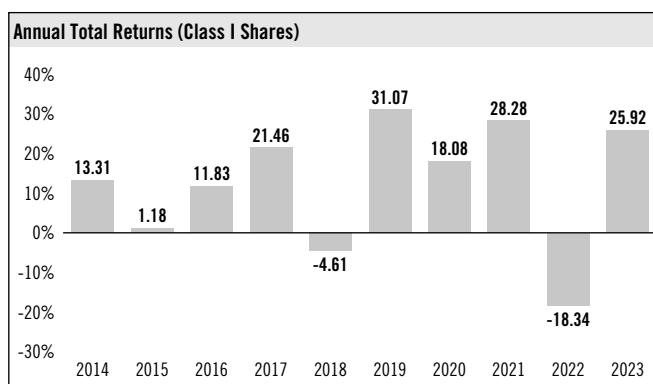
**Market and Management Risk.** Markets in which the Portfolio invests may experience volatility and go down in value, and possibly sharply and unpredictably in short periods of time. Investment techniques, risk analyses, and investment strategies, which may include quantitative models or methods, used by a subadviser in making investment decisions for the Portfolio are subject to human error and may not produce the intended or desired results. The value of the Portfolio's investments may be negatively affected by the occurrence of domestic or global events, including war, terrorism, environmental disasters, natural disasters, sanctions, cybersecurity events, supply chain disruptions, political or civil instability, and public health emergencies, among others. Such events may reduce consumer demand or economic output, result in market closures, travel restrictions or quarantines, and significantly adversely impact the economy. There is no guarantee that the investment objective of the Portfolio will be achieved.

**Regulatory Risk.** The Portfolio is subject to a variety of laws and regulations which govern its operations. The Portfolio is subject to regulation by the Securities and Exchange Commission (the SEC), and depending on the Portfolio, the Commodity Futures Trading Commission (the CFTC). Similarly, the businesses and other issuers of the securities and other instruments in which the Portfolio invests are also subject to considerable regulation. Changes in laws and regulations may materially impact the Portfolio, a security, business, sector, or market.

**Past Performance.** The bar chart and table provide some indication of the risks of investing in the Portfolio by showing changes in the Portfolio's performance from year to year and by showing how the Portfolio's average annual returns for 1, 5, and 10 years compare with those of a broad-based securities market index that reflects the performance of the overall market applicable to the Portfolio. Past performance does not mean that the Portfolio will achieve similar results in the future.

The annual returns and average annual returns shown in the chart and table are after deduction of expenses and do not include Contract charges. If Contract charges were included, the returns shown would have been lower than those shown. Consult your Contract prospectus for information about Contract charges.

Annual return information in the bar chart is provided only for Class I shares. Because all of the Portfolio's shares are invested in the same portfolio of securities, annual returns for Class III shares would be lower because Class III shares do not have the same expenses as Class I shares.



Best Quarter:		Worst Quarter:	
20.51%	2nd Quarter 2020	-19.67%	1st Quarter 2020

	One Year	Five Years	Ten Years	Since Inception	Inception Date
PSF Stock Index Portfolio Class I Shares	25.92%	15.34%	11.73%	-	
PSF Stock Index Portfolio Class III Shares	25.60%	N/A	N/A	6.13%	4-26-2021
<b>Index</b>					
Broad-Based Securities Market Index: S&P 500 Index (reflects no deduction for fees, expenses or taxes)	26.29%	15.69%	12.03%	6.74%*	

\* Since Inception returns for the Index are measured from the month-end closest to the inception date.

## MANAGEMENT OF THE PORTFOLIO

Investment Manager	Subadviser	Portfolio Managers	Title	Service Date
PGIM Investments LLC	PGIM Quantitative Solutions LLC	George N. Patterson, PhD, CFA, CFP	Managing Director, Chief Investment Officer	November 2023
		Edward J. Lithgow, CFA	Vice President, Portfolio Manager	May 2017
		Stacie Mintz, CFA	Managing Director, Head of Quantitative Equity	February 2021

## TAX INFORMATION

Contract owners should consult the prospectus of the appropriate separate account or description of the plan for a discussion and information on the tax consequences of the Contract, policy or plan. In addition, Contract owners may wish to consult with their own tax advisors as to the tax consequences of investments in the Contracts and the Portfolio, including the application of US federal, state, local and non-US taxes. The Portfolio currently intends to be treated as a partnership for US federal income tax purposes. As a result, the Portfolio's income, gains, losses, deductions, and credits are "passed through" pro rata directly to the Participating Insurance Companies and retain the same character for US federal income tax purposes.

## FINANCIAL INTERMEDIARY COMPENSATION

If you purchase your Contract through a broker-dealer or other financial intermediary (such as a bank), the Participating Insurance Company, the Portfolio, or their related companies may pay the intermediary for the sale of the Contract, the selection of the Portfolio, and related services. These payments may create a conflict of interest by influencing the broker-dealer or other intermediary and your salesperson to recommend the Contract over another investment or insurance product, or to recommend the Portfolio over another investment option under the Contract. Ask your salesperson or visit your financial intermediary's website for more information.

<b>By Mail:</b>	The Prudential Series Fund, 655 Broad Street, Newark, NJ 07102
<b>By Telephone:</b>	1-800-346-3778
<b>On the Internet:</b>	<a href="http://www.prudential.com/variableinsuranceportfolios">www.prudential.com/variableinsuranceportfolios</a>



**Prudential**  
Bring Your Challenges®



**T. Rowe Price Equity Series, Inc.**

T. Rowe Price Equity Income Portfolio





T.RowePrice

## SUMMARY PROSPECTUS

May 1, 2024

QAAHCX QAAHAX	T. ROWE PRICE <b>Equity Income Portfolio</b> Equity Income Portfolio Equity Income Portfolio—II Class
<p>The fund is only available as an investment option for variable annuity and variable life insurance contracts.</p> <p>The Securities and Exchange Commission (SEC) has not approved or disapproved these securities or passed upon the adequacy of this prospectus. Any representation to the contrary is a criminal offense.</p> <p>Before you invest, you may want to review the fund's prospectus, which contains more information about the fund and its risks. You can find the fund's prospectus, shareholder reports, and other information about the fund online at <a href="https://www.troweprice.com/prospectus">troweprice.com/prospectus</a>. You can also get this information at no cost by calling <b>1-800-638-8790</b>, by sending an e-mail request to <a href="mailto:info@troweprice.com">info@troweprice.com</a>, or by contacting your insurance company. This Summary Prospectus incorporates by reference the fund's prospectus, dated May 1, 2024, as amended or supplemented, and Statement of Additional Information, dated May 1, 2024, as amended or supplemented.</p>	

INVEST WITH CONFIDENCE®

### Investment Objective(s)

The fund seeks a high level of dividend income and long-term capital growth primarily through investments in stocks.

### Fees and Expenses

This table describes the fees and expenses that you may pay if you buy, hold, and sell shares of the fund. There may be additional expenses that apply, as described in your insurance contract prospectus, which are not reflected in the table or the example below.

#### Fees and Expenses of the Fund

	Portfolio	Portfolio—II Class
	<b>Annual fund operating expenses (expenses that you pay each year as a percentage of the value of your investment)</b>	
Management fees	0.55% <sup>a</sup>	0.55% <sup>a</sup>
Distribution and service (12b-1) fees	—	0.25
Other expenses	0.19 <sup>a</sup>	0.19 <sup>a</sup>
<b>Total annual fund operating expenses</b>	<b>0.74</b>	<b>0.99</b>

<sup>a</sup> Restated to reflect current fees.

**Example** This example is intended to help you compare the cost of investing in the fund with the cost of investing in other mutual funds. The example assumes that you invest \$10,000 in the fund for the time periods indicated and then redeem all of your shares at the end of those periods, that your investment has a 5% return each year, and that the fund's operating expenses remain the same. Although your actual costs may be higher or lower, based on these assumptions your costs would be:

	1 Year	3 Years	5 Years	10 Years
Portfolio	\$76	\$237	\$411	\$918
Portfolio—II Class	101	315	547	1,213

**Portfolio Turnover** The fund pays transaction costs, such as commissions, when it buys and sells securities (or “turns over” its portfolio). A higher portfolio turnover rate may indicate higher transaction costs and may result in higher taxes when the fund's shares are held in a taxable account. These costs, which are not reflected in annual fund operating expenses or in the example, affect the fund's performance. During the most recent fiscal year, the fund's portfolio turnover rate was 17.5% of the average value of its portfolio.

### Investments, Risks, and Performance

#### Principal Investment Strategies

The fund normally invests at least 80% of its net assets (including any borrowings for investment purposes) in common stocks, with an emphasis on large-cap stocks that have a strong track record of paying dividends or that are believed to be undervalued.

The fund typically employs a “value” approach in selecting investments. The adviser's in-house research team seeks companies that appear to be undervalued by various measures and may be temporarily out of favor but have good prospects for capital appreciation and dividend growth.

In selecting investments, the adviser generally looks for companies in the aggregate with one or more of the following:

- an established operating history;
- above-average dividend yield relative to the broader equity market;
- low price/earnings ratio relative to the broader equity market;
- a sound balance sheet and other positive financial characteristics; or
- low stock price relative to a company's underlying value as measured by assets, cash flow, or business franchises.

The adviser generally seeks investments in large-cap companies and the fund's yield, which reflects the level of dividends paid by the fund, is expected to normally exceed the yield of the Russell 1000<sup>®</sup> Value Index.

At times, the fund may have a significant portion of its assets invested in the same economic sector.

While most assets are typically invested in U.S. common stocks, the fund may invest in foreign stocks in keeping with its objective(s).

### **Principal Risks**

As with any fund, there is no guarantee that the fund will achieve its objective(s). The fund's share price fluctuates, which means you could lose money by investing in the fund. The principal risks of investing in this fund, which may be even greater in bad or uncertain market conditions, are summarized as follows:

**Dividend-paying stocks:** The fund's emphasis on dividend-paying stocks could cause the fund to underperform similar funds that invest without consideration of a company's track record of paying dividends. Stocks of companies with a history of paying dividends may not participate in a broad market advance to the same degree as most other stocks, and a sharp rise in interest rates or economic downturn could cause a company to unexpectedly reduce or eliminate its dividend.

**Stock investing:** Stocks generally fluctuate in value more than bonds and may decline significantly over short time periods. There is a chance that stock prices overall will decline because stock markets tend to move in cycles, with periods of rising and falling prices. The value of stocks held by the fund may decline due to general weakness or volatility in the stock markets in which the fund invests or because of factors that affect a particular company or industry.

**Value investing:** The fund's value approach to investing could cause it to underperform other stock funds that employ a different investment style. The intrinsic value of a stock with value characteristics may not be fully recognized by the market for a long time (or at all) or a stock judged to be undervalued may actually be appropriately priced at a low level. Value stocks may fail to appreciate for long periods and may never reach what the adviser believes are their full market values.

**Market conditions:** The value of the fund's investments may decrease, sometimes rapidly or unexpectedly, due to factors affecting an issuer held by the fund, particular industries, or the overall securities markets. A variety of factors can increase the volatility of the fund's holdings and markets generally, including economic, political, or regulatory developments, recessions, inflation, rapid interest rate changes, war, military conflict, acts of terrorism, natural disasters, and outbreaks of infectious illnesses or other widespread public health issues (such as the coronavirus pandemic) and related governmental and public responses (including sanctions). Certain events may cause instability across global markets, including reduced liquidity and disruptions in trading markets, while some events may affect certain geographic regions, countries, sectors, and industries more significantly than others. Government intervention in markets may impact interest rates, market volatility, and security pricing. These adverse developments may cause broad declines in market value due to short-term market movements or for significantly longer periods during more prolonged market downturns.

**Large-cap stocks:** Securities issued by large-cap companies tend to be less volatile than securities issued by small- and mid-cap companies. However, large-cap companies may not be able to attain the high growth rates of successful small- and mid-cap companies, especially during strong economic periods, and may be unable to respond as quickly to competitive challenges. The fund's share price could fluctuate more than the share price of a fund that invests only in large-cap companies as stocks of mid-cap companies entail greater risk and are usually more volatile than stocks of large-cap companies.

**Sector exposure:** Issuers in the same economic sector may be similarly affected by economic or market events, making the fund more vulnerable to unfavorable developments in that economic sector than funds that invest more broadly.

**Foreign investing:** Investments in the securities of non-U.S. issuers may be adversely affected by local, political, social, and economic conditions overseas; greater volatility; reduced liquidity; or decreases in foreign currency values relative to the U.S. dollar. The risks of investing outside the U.S. are heightened for any investments in emerging markets, which are susceptible to greater volatility than investments in developed markets.

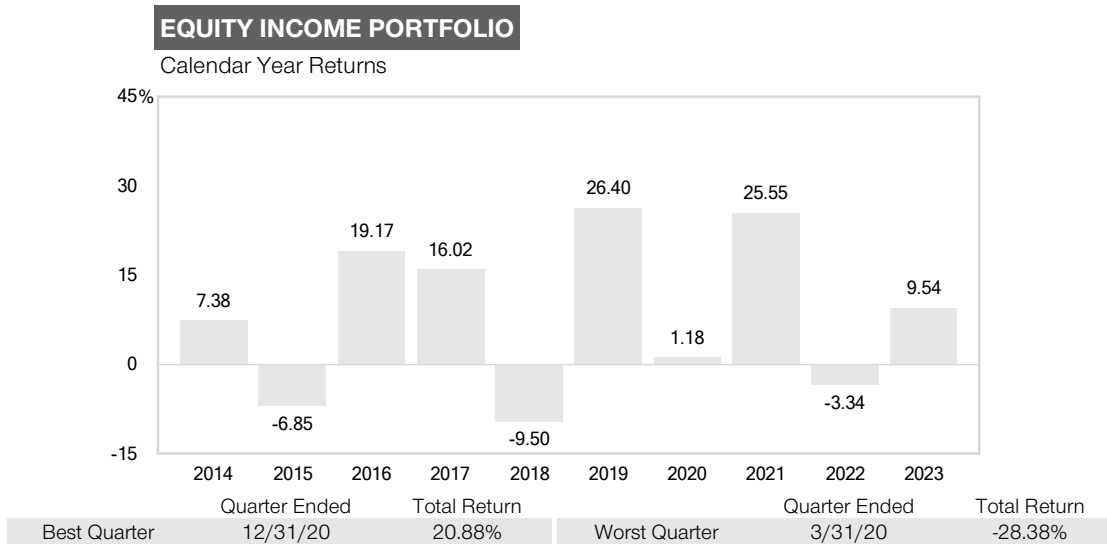
**Active management:** The fund's overall investment program and holdings selected by the fund's investment adviser may underperform the broad markets, relevant indices, or other funds with similar objectives and investment strategies.

**Cybersecurity breaches:** The fund could be harmed by intentional cyberattacks and other cybersecurity breaches, including unauthorized access to the fund's assets, confidential information, or other proprietary information. In addition, a cybersecurity breach could cause one of the fund's service providers or financial intermediaries to suffer unauthorized data access, data corruption, or loss of operational functionality.

### **Performance**

The following performance information provides some indication of the risks of investing in the fund. The fund's performance information represents only past performance and is not necessarily an indication of future results.

The following bar chart illustrates how much returns can differ from year to year by showing calendar year returns and the best and worst calendar quarter returns during those years for the fund's Portfolio Class. Returns for other share classes vary since they have different expenses.



The following table shows the average annual total returns for each class of the fund that has been in operation for at least one full calendar year, and also compares the returns with the returns of a relevant broad-based market index, as well as with the returns of one or more comparative indexes that have investment characteristics similar to those of the fund, if applicable.

#### Average Annual Total Returns

	Periods ended December 31, 2023			Inception date
	1 Year	5 Years	10 Years	
<b>Portfolio</b>				
<b>Portfolio—II Class</b>	9.54 %	11.20 %	7.84 %	03/31/1994
	9.31	10.92	7.57	04/30/2002
Russell 1000® Value Index (reflects no deduction for fees, expenses, or taxes)	11.46	10.91	8.40	
Lipper Variable Annuity Underlying Equity Income Funds Average	10.04	10.73	8.13	

Updated performance information is available through [troweprice.com](https://troweprice.com).

#### Management

**Investment Adviser** T. Rowe Price Associates, Inc. (T. Rowe Price or Price Associates)

Portfolio Manager	Title	Managed Fund Since	Joined Investment Adviser
John D. Linehan	Chair of Investment Advisory Committee	2015	1998

#### Purchase and Sale of Fund Shares

The fund is not sold directly to the general public but is instead offered as an underlying investment option for variable annuity or variable life insurance contracts. Although the fund does not require a minimum amount for initial or subsequent purchases from insurance companies, your insurance company may impose investment minimums for your purchases of the fund.

You may purchase, redeem, or exchange shares of the fund on any day the New York Stock Exchange is open for business. You must purchase, redeem, and exchange shares through your insurance company.

**Tax Information**

The fund distributes any dividends and capital gains to its shareholders, which are the insurance company separate accounts that sponsor your variable annuity or variable life insurance contract. Variable product owners seeking to understand the tax consequences of their investment, including redemptions of fund shares and the impact of dividend and capital gains distributions by the fund, should consult with the insurance company that issued their variable product or refer to their variable annuity or variable life insurance contract prospectus.

**Payments to Insurance Companies, Broker-Dealers, and Other Financial Intermediaries**

The fund is generally available only through variable annuity or variable life insurance contracts. The fund and/or its related companies may make payments to a sponsoring insurance company or other financial intermediary for the sale of fund shares and related services. These payments may create a conflict of interest by influencing the insurance company or other financial intermediary to recommend the fund over another investment option or by influencing an insurance company to include the fund as an underlying investment option in a variable contract. The prospectus (or other offering document) for your variable contract may contain additional information about these payments. Ask your insurance company or financial intermediary, or visit your insurance company's or financial intermediary's website, for more information.

# T.RowePrice

T. Rowe Price Associates, Inc.  
100 East Pratt Street  
Baltimore, MD 21202

E300-045 5/1/24



**T. Rowe Price Equity Series, Inc.**

T. Rowe Price Mid-Cap Growth Portfolio





T.RowePrice

## SUMMARY PROSPECTUS

May 1, 2024

<p>QAMWEX QAAGSX</p>	<p>T. ROWE PRICE <b>Mid-Cap Growth Portfolio</b> Mid-Cap Growth Portfolio Mid-Cap Growth Portfolio—II Class</p>
<p>The fund is only available as an investment option for variable annuity and variable life insurance contracts.</p> <p>The Securities and Exchange Commission (SEC) has not approved or disapproved these securities or passed upon the adequacy of this prospectus. Any representation to the contrary is a criminal offense.</p> <p>Before you invest, you may want to review the fund's prospectus, which contains more information about the fund and its risks. You can find the fund's prospectus, shareholder reports, and other information about the fund online at <a href="https://www.troweprice.com/prospectus">troweprice.com/prospectus</a>. You can also get this information at no cost by calling <b>1-800-638-8790</b>, by sending an e-mail request to <a href="mailto:info@troweprice.com">info@troweprice.com</a>, or by contacting your insurance company. This Summary Prospectus incorporates by reference the fund's prospectus, dated May 1, 2024, as amended or supplemented, and Statement of Additional Information, dated May 1, 2024, as amended or supplemented.</p>	

INVEST WITH CONFIDENCE®

### Investment Objective(s)

The fund seeks to provide long-term capital appreciation by investing in mid-cap stocks with potential for above-average earnings growth.

### Fees and Expenses

This table describes the fees and expenses that you may pay if you buy, hold, and sell shares of the fund. There may be additional expenses that apply, as described in your insurance contract prospectus, which are not reflected in the table or example below.

#### Fees and Expenses of the Fund

	Portfolio	Portfolio—II Class
<b>Annual fund operating expenses (expenses that you pay each year as a percentage of the value of your investment)</b>		
Management fees	0.64% <sup>a</sup>	0.64% <sup>a</sup>
Distribution and service (12b-1) fees	—	0.25
Other expenses	0.20 <sup>a</sup>	0.21 <sup>a</sup>
Total annual fund operating expenses	0.84 <sup>a</sup>	1.10
Fee waiver/expense reimbursement	—	(0.01) <sup>b</sup>
<b>Total annual fund operating expenses after fee waiver/expense reimbursement</b>	<b>0.84<sup>b</sup></b>	<b>1.09<sup>b</sup></b>

<sup>a</sup> Restated to reflect current fees.

<sup>b</sup> T. Rowe Price Associates, Inc. has contractually agreed to permanently waive its fees and/or bear any expenses (excluding interest; expenses related to borrowings, taxes, and brokerage; nonrecurring, extraordinary expenses; acquired fund fees and expenses; and 12b-1 fees, if any) that would cause the fund's ratio of expenses to average daily net assets to exceed 0.84%. The agreement may only be terminated with approval by the fund's shareholders. Fees waived and expenses borne by T. Rowe Price Associates, Inc. are subject to reimbursement by the fund(or class'), provided no reimbursement will be made if it would result in the fund's (or class') expense ratio exceeding its applicable limitation at the time of the waiver/payment or reimbursement, whichever is lower. No reimbursement will be made more than three years after any waiver or payment.

**Example** This example is intended to help you compare the cost of investing in the fund with the cost of investing in other mutual funds. The example assumes that you invest \$10,000 in the fund for the time periods indicated and then redeem all of your shares at the end of those periods, that your investment has a 5% return each year, and that the fund's operating expenses remain the same. The example also assumes that any current expense limitation arrangement remains in place for the period noted in the previous table; therefore, the figures have been adjusted to reflect fee waivers or expense reimbursements only in the periods for which the expense limitation arrangement is expected to continue. Although your actual costs may be higher or lower, based on these assumptions your costs would be:

	1 Year	3 Years	5 Years	10 Years
Portfolio	\$86	\$268	\$466	\$1,037
Portfolio—II Class	111	347	601	1,329

**Portfolio Turnover** The fund pays transaction costs, such as commissions, when it buys and sells securities (or "turns over" its portfolio). A higher portfolio turnover rate may indicate higher transaction costs and may result in higher taxes when the fund's shares are held in a taxable account. These costs, which are not reflected in annual fund operating expenses or in the example, affect the fund's performance. During the most recent fiscal year, the fund's portfolio turnover rate was 28.2% of the average value of its portfolio.

### Investments, Risks, and Performance

#### Principal Investment Strategies

The fund normally invests at least 80% of its net assets (including any borrowings for investment purposes) in a diversified portfolio of common stocks of mid-cap companies whose earnings T. Rowe Price expects to grow at a faster rate than the average company.

The fund defines mid-cap companies as those whose market capitalization (number of shares outstanding multiplied by share price) falls within the range of either the S&P MidCap 400<sup>®</sup> Index or the Russell Midcap<sup>®</sup> Growth Index. As of December 31, 2023, the market capitalization ranges for the S&P MidCap 400<sup>®</sup> Index and the Russell Midcap<sup>®</sup> Growth Index were approximately \$2.39 billion to \$35.12 billion, and \$0.98 billion to \$73.32 billion, respectively. The market capitalization of the companies in the fund's portfolio and the S&P and Russell indices changes over time; the fund will not automatically sell or cease to purchase stock of a company it holds just because the company's market capitalization grows or falls outside these index ranges.

As "growth" investors, the adviser believes that when a company's earnings grow faster than both inflation and the overall economy, the market will eventually reward it with a higher stock price.

In selecting investments, the adviser generally favors companies with one or more of the following:

- proven products or services;
- a record of above-average earnings growth;
- demonstrated potential to sustain earnings growth;
- connection to an industry experiencing increasing demand; or
- stock prices that appear to undervalue their growth prospects.

The fund may, to a limited extent, invest in privately held companies and companies that only recently began to trade publicly.

At times, the fund may have a significant portion of its assets invested in the same economic sector.

### Principal Risks

As with any fund, there is no guarantee that the fund will achieve its objective(s). The fund's share price fluctuates, which means you could lose money by investing in the fund. The principal risks of investing in this fund, which may be even greater in bad or uncertain market conditions, are summarized as follows:

**Mid-cap stocks:** Investments in securities issued by mid-cap companies are likely to be more volatile than investments in securities issued by large-cap companies. Mid-cap companies may have less seasoned management, narrower product lines, and less capital reserves and liquidity than large-cap companies, and are therefore more sensitive to economic, market, and industry changes.

**Growth investing:** The fund's growth approach to investing could cause it to underperform other stock funds that employ a different investment style. Growth stocks tend to be more volatile than certain other types of stocks and their prices may fluctuate more dramatically than the overall stock market. A stock with growth characteristics can have sharp price declines due to decreases in current or expected earnings and may lack dividends that can help cushion its share price in a declining market.

**Stock investing:** Stocks generally fluctuate in value more than bonds and may decline significantly over short time periods. There is a chance that stock prices overall will decline because stock markets tend to move in cycles, with periods of rising and falling prices. The value of stocks held by the fund may decline due to general weakness or volatility in the stock markets in which the fund invests or because of factors that affect a particular company or industry.

**Market conditions:** The value of the fund's investments may decrease, sometimes rapidly or unexpectedly, due to factors affecting an issuer held by the fund, particular industries, or the overall securities markets. A variety of factors can increase the volatility of the fund's holdings and markets generally, including economic, political, or regulatory developments, recessions, inflation, rapid interest rate changes, war, military conflict, acts of terrorism, natural disasters, and outbreaks of infectious illnesses or other widespread public health issues (such as the coronavirus pandemic) and related governmental and public responses (including sanctions). Certain events may cause instability across global markets, including reduced liquidity and disruptions in trading markets, while some events may affect certain geographic regions, countries, sectors, and industries more significantly than others. Government intervention in markets may impact interest rates, market volatility, and security pricing. These adverse developments may cause broad declines in market value due to short-term market movements or for significantly longer periods during more prolonged market downturns.

**Sector exposure:** Issuers in the same economic sector may be similarly affected by economic or market events, making the fund more vulnerable to unfavorable developments in that economic sector than funds that invest more broadly.

**Private placements and IPOs:** Investments in the stocks of privately held companies and in companies that only recently began to publicly trade, such as initial public offerings or IPOs, involve greater risks than investments in stocks of companies that have traded publicly on an exchange for extended time periods. There is significantly less information available about these companies' business models, quality of management, earnings growth potential, and other criteria that are normally considered when evaluating the investment prospects of a company. Private placements and other restricted securities held by the fund are typically considered to be

illiquid and tend to be difficult to value since there are no market prices and less overall financial information available. The adviser evaluates a variety of factors when assigning a value to these holdings, but the determination involves some degree of subjectivity and the value assigned for the fund may differ from the value assigned by other mutual funds holding the same security.

**Liquidity:** A particular investment or an entire market segment may become less liquid or even illiquid, sometimes abruptly, which could limit the fund's ability to purchase or sell holdings in a timely manner at a desired price. An inability to sell a portfolio holding can adversely affect the fund's overall value or prevent the fund from being able to take advantage of other investment opportunities. Liquidity risk may be magnified during periods of substantial market volatility and unexpected episodes of illiquidity may limit the fund's ability to pay redemption proceeds without selling holdings at an unfavorable time or at a suitable price. Large redemptions may also have a negative impact on the fund's overall liquidity.

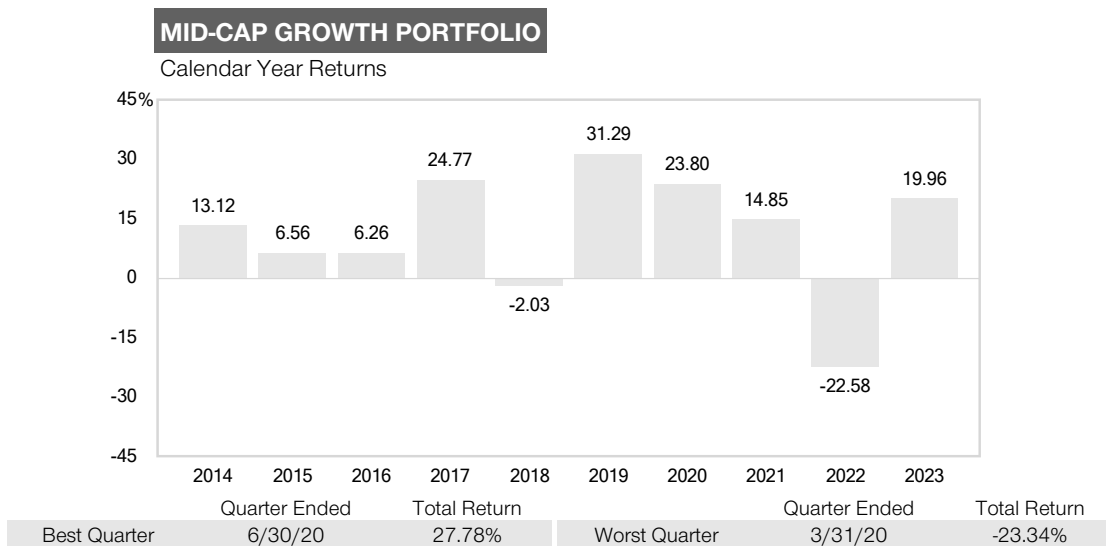
**Active management:** The fund's overall investment program and holdings selected by the fund's investment adviser may underperform the broad markets, relevant indices, or other funds with similar objectives and investment strategies.

**Cybersecurity breaches:** The fund could be harmed by intentional cyberattacks and other cybersecurity breaches, including unauthorized access to the fund's assets, confidential information, or other proprietary information. In addition, a cybersecurity breach could cause one of the fund's service providers or financial intermediaries to suffer unauthorized data access, data corruption, or loss of operational functionality.

### Performance

The following performance information provides some indication of the risks of investing in the fund. The fund's performance information represents only past performance and is not necessarily an indication of future results.

The following bar chart illustrates how much returns can differ from year to year by showing calendar year returns and the best and worst calendar quarter returns during those years for the fund's Portfolio Class. Returns for other share classes vary since they have different expenses.



The following table shows the average annual total returns for each class of the fund that has been in operation for at least a full calendar year, and also compares the returns with the returns of a relevant broad-based market index, as well as with the returns of one or more comparative indexes that have investment characteristics similar to those of the fund, if applicable.

**Average Annual Total Returns**

	Periods ended December 31, 2023			Inception date
	1 Year	5 Years	10 Years	
<b>Portfolio</b>	19.96 %	11.63 %	10.50 %	<b>12/31/1996</b>
<b>Portfolio—II Class</b>	19.63	11.36	10.22	<b>04/30/2002</b>
Russell Midcap® Growth Index (reflects no deduction for fees, expenses, or taxes)	25.87	13.81	10.57	
Lipper Variable Annuity Underlying Mid-Cap Growth Funds Average	21.64	12.77	9.54	

Updated performance information is available through [troweprice.com](http://troweprice.com).

**Management**

**Investment Adviser** T. Rowe Price Associates, Inc. (T. Rowe Price or Price Associates)

**Investment Subadviser** T. Rowe Price Investment Management, Inc. (Price Investment Management)

<b>Portfolio Manager</b>	<b>Title</b>	<b>Managed Fund Since</b>	<b>Joined Investment Adviser</b>
Brian W.H. Berghuis	Chair of Investment Advisory Committee	1996	1985

**Purchase and Sale of Fund Shares**

The fund is not sold directly to the general public but is instead offered as an underlying investment option for variable annuity or variable life insurance contracts. Although the fund does not require a minimum amount for initial or subsequent purchases from insurance companies, your insurance company may impose investment minimums for your purchases of the fund.

You may purchase, redeem, or exchange shares of the fund on any day the New York Stock Exchange is open for business. You must purchase, redeem, and exchange shares through your insurance company.

**Tax Information**

The fund distributes any dividends and capital gains to its shareholders, which are the insurance company separate accounts that sponsor your variable annuity or variable life insurance contract. Variable product owners seeking to understand the tax consequences of their investment, including redemptions of fund shares and the impact of dividend and capital gains distributions by the fund, should consult with the insurance company that issued their variable product or refer to their variable annuity or variable life insurance contract prospectus.

**Payments to Insurance Companies, Broker-Dealers, and Other Financial Intermediaries**

The fund is generally available only through variable annuity or variable life insurance contracts. The fund and/or its related companies may make payments to a sponsoring insurance company or other financial intermediary for the sale of fund shares and related services. These payments may create a conflict of interest by influencing the insurance company or other financial intermediary to recommend the fund over another investment option or by influencing an insurance company to include the fund as an underlying investment option in a variable contract. The prospectus (or other offering document) for your variable contract may contain additional information about these payments. Ask your insurance company or financial intermediary, or visit your insurance company's or financial intermediary's website, for more information.

# T.RowePrice

T. Rowe Price Associates, Inc.  
100 East Pratt Street  
Baltimore, MD 21202

E305-045 5/1/24



(This page intentionally left blank.)

(This page intentionally left blank.)



## Group Variable Universal Life



Group Variable Universal Life Insurance (contract series 89759) is issued by The Prudential Insurance Company of America, 751 Broad Street, Newark, NJ 07102 and is distributed by Prudential Investment Management Services LLC (PIMS), 655 Broad Street, Newark, NJ 07102-4410, each being a Prudential Financial company, and each is solely responsible for its financial condition and contractual obligation. Aon Insurance Services is the brand name for the brokerage and program administration operations of Affinity Insurance Services, Inc. (TX 13695) (AR 100106022); in CA & MN, AIS Affinity Insurance Agency, Inc. (CA 0795465); in OK, AIS Affinity Insurance Services Inc.; in CA, Aon Affinity Insurance Services, Inc. (CA 0G94493), Aon Direct Insurance Administrators, and Berkely Insurance Agency; and in NY, AIS Affinity Insurance Agency. Securities offered through Aon Securities LLC, Member FINRA/SIPC, 1100 Virginia Drive, Suite 250, Fort Washington, PA 19034-3278, 800-223-7473. The Plan Agent of the AICPA Insurance Trust is Aon Insurance Services. Aon Securities LLC and Aon Insurance Services are not affiliated with either Prudential or PIMS.

Prudential, the Prudential logo, and the Rock symbol are service marks of Prudential Financial, Inc., and its related entities.

**If you would like to receive this document electronically next time, please sign up for electronic delivery at [www.prudential.com/gulgvul](http://www.prudential.com/gulgvul) now.**

GL2024105 Ed. 5/2024